



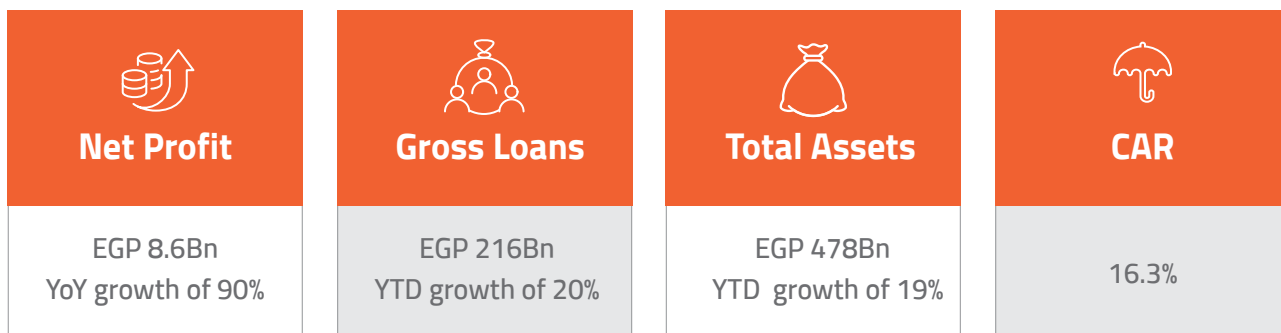
YTD SEP 2024

PRESS RELEASE

REVENUE REACHES **EGP 25 BILLION** WITH NET INCOME RISING TO
EGP 8.6 BILLION, MARKING A **90% GROWTH** FROM Q3 2023

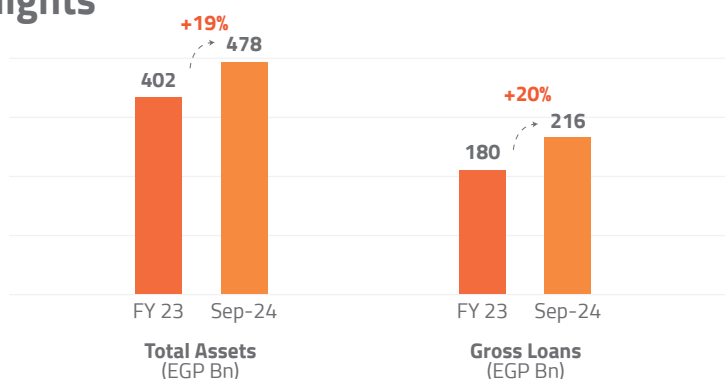


Financial Performance



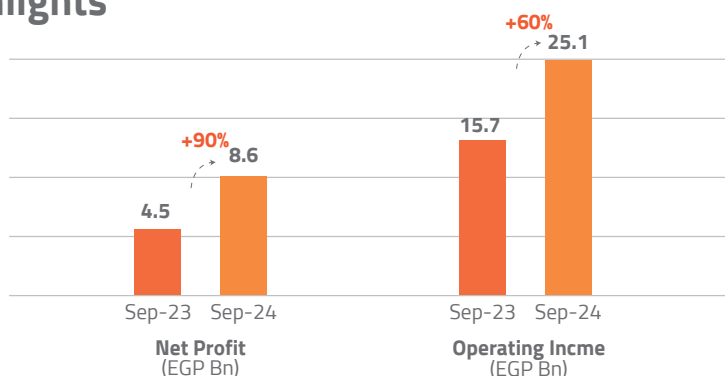
SEP 2024 Financial Position highlights

Total Assets of **EGP 478Bn +19 %**.
 Total Liabilities of **EGP 437Bn +18%**.
 Total Equity of **EGP 41Bn +25%**.
 Capital Adequacy Ratio (CAR) of **16.3%**.



SEP 2024 Income Statement highlights

Total Operating Income of **EGP 25.1Bn +60%**.
 Net Profit of **EGP 8.6Bn +90%**.
 Net Interest Margin **NIM% of 6.9%**.
 Net Interest Income **EGP 20.1Bn +62%**.
 Net Fees and Commissions **EGP 4.2Bn +51%**.
 Administrative Expenses of **EGP 8Bn +34%**.
 ECL of **EGP 3.3Bn +119%**.
 ROAA of **2.62%**.
 ROAE of **31.3%**.



Based on standalone Financial Statements
 Comparative period Q3-2023 for Income Statement , Dec-2023 for Financial
 Position.



BDC concluded the third quarter of 2024 on a strong note, achieving a 90% year-over-year growth

Net Profit After Tax

Net profit after tax increased by 90%, supported by strong performance across key business segments, including retail banking, treasury, corporate services, and SME banking.

Interest Income

Interest income rose to EGP 49.1 billion, an increase of 38% compared to the prior period. However, a 25% rise in interest expenses during the same period resulted in a net interest income growth of 62%.

Fees and Commissions Income

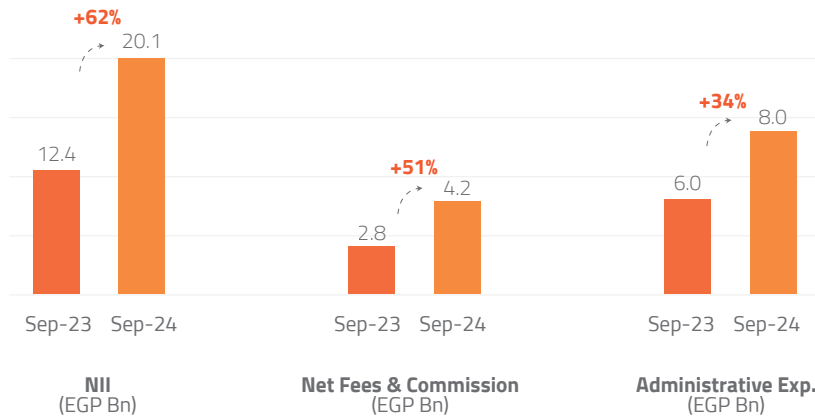
Fees and commissions income grew significantly to EGP 4.2 billion, up from EGP 2.8 billion in the same period of 2023, achieving a growth rate of 51%.


Operating Income

Total operating income increased by 60% year-over-year to EGP 25.1 billion. This robust performance drove a reduction in the cost-to-income ratio, which improved to 32% from 38% in Q3 2023.

Administrative Expenses

Administrative expenses totaled EGP 8 billion as of September 2024, a 34% rise compared to the previous period. This increase was mainly attributed to higher performance-related costs, reflecting stronger returns, as well as continued investments and business growth.





Total assets increased by 19% to EGP 478 billion at the end of September 2024, compared to EGP 402 billion at the end of December 2023.

GROSS LOANS

The gross loans portfolio reached EGP 216 billion, reflecting a 20% growth over the nine months of 2024. This growth was driven primarily by segments which increase by EGP 18 billion (up19%) in corporate and 10 billion (up14%) in retail.

DEPOSITS

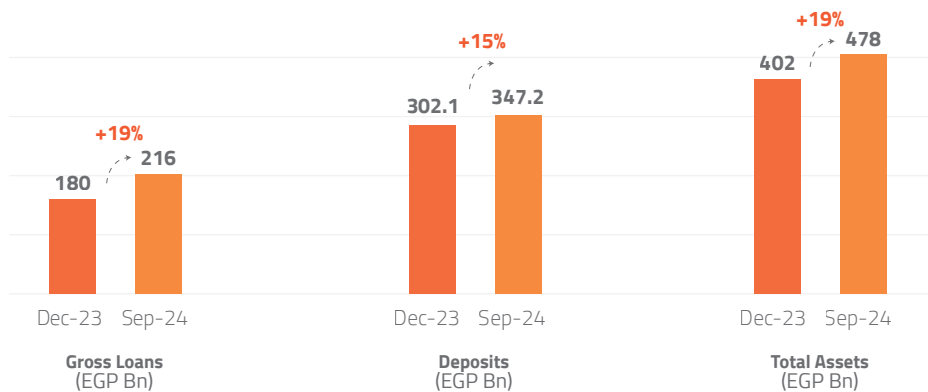
Deposits totaled EGP 347 billion as of September 2024, marking a 15% increase (EGP 45 billion) from EGP 302 billion at the end of December 2023. Retail customers contributed 53% of total deposits, while institutional deposits made up the remaining 47%.

ASSET QUALITY

Non-performing loans accounted for 4.79% of the gross loan portfolio and were fully covered with a coverage ratio of 148%, supported by the bank's EGP 15.3 billion loan loss provision.

CAPITAL AND LIQUIDITY

The bank's ratio Tier I capital stood 12.54% of risk-weighted assets as of September 2024, which CAR reached to 16.3%. Liquidity ratios remained well above the regulatory thresholds, with the local currency liquidity ratio at 29%, and the foreign currency liquidity ratio at 109%. Additionally, the Net Stable Funding Ratio (NSFR) reached 167%.



Income Statement Summary

Income Statement EGP Mn	Sep-24	Sep-23	YOY%	Q3-24	Q3-23	QoQ
Total Operating Income	25,063	15,677	60%	8,872	5,467	62%
Net Interest Income	20,058	12,419	62%	7,217	4,444	62%
Net Fee income	4,195	2,775	51%	1,557	977	59%
Dividends income	657	284	132%	32	19	69%
Trading income	26	38	(33%)		4	(94%)
Gain/(Loss) on Investments	127	161	(21%)	66	23	189%
ECL	(3,313)	(1,514)	119%	(1,427)	(433)	230%
Total Administrative Expenses	(8,016)	(6,001)	34%	(2,998)	(1,999)	50%
Other income/(expense)	(1,090)	(648)	68%	(143)	44	(425%)
Profit before Tax	12,644	7,514	68%	4,304	3,079	40%
Tax	(4,004)	(2,971)	35%	(1,374)	(1,130)	22%
Profit After Tax	8,640	4,543	90%	2,930	1,949	50%

Financial Position Summary

Financial Position EGP Mn	Sep-24	Sep-23	YTD%
Total loans_customers & banks	215,906	179,794	20%
Treasury and other fixed income Investments	89,012	111,964	(20%)
Total Assets	477,864	401,647	19%
Deposits to customers	347,219	302,066	15%
Total Equity	40,851	32,765	25%

Committed To Our Community



- Providing 5 full scholarships for outstanding students at Nile University throughout their studies at the university.
- Offering 40 scholarships to distinguished students in partnership with El Sewedy University of Technology for the year 2024
- Supporting the Alamein Festival to promote the achievements of urban development in the New Republic, including activities dedicated to people of determination
- Offering revolving interest-free loans to young people to help them establish projects that generate sustainable income
- Supporting medical cases through the Orman Charity Association
- Donating to the Magdi Yacoub Foundation for Heart Diseases and Research for the year 2024
- Contributing to the Ahl Masr Burns Hospital Foundation.
- Donating to Misr El Kheir Foundation to cover tuition fees for students struggling to pay their educational expenses.
- Donating to the Baseera Foundation to support the "Baseera Talents" project, which integrates visually impaired individuals, develops their artistic skills, and creates job opportunities.
- Donating to purchase a Gamma Camera, two mammogram devices, and contributing to the cost of chemotherapy medication for Ayadi 4040 Oncology Hospital.



Awards

- Global SME Banking Innovation Award
- Best Foreign Exchange Bank in Egypt 2024
- Best Treasury and Correspondent Bank 2024
- Best Foreign Exchange Bank in Egypt 2024
- Best Trade Finance Bank in Egypt 2024
- Best Sub Custody Bank in Egypt 2024
- Best Syndicated Loan in Africa
- Best Project Finance Deal
- Best Restructuring in Africa
- Best Local Currency Loan in Africa
- Best Structured Finance Deal in North Africa
- Best Petrochemicals Deal
- Best Securitization Deal
- Most Sustainable Bank Egypt 2024
- Outstanding Social Impact Banking Brand, Egypt 2024
- The Fastest Growing Corporate Bank in Egypt
- Product Innovation of the Year
- The Digital Banker
- Global Business Outlook
- The Global Economics Awards
- International Finance Awards
- Global Finance Awards
- Global Finance Awards
- EMEA Finance
- EMEA Finance
- EMEA Finance
- EMEA Finance
- EMEA Finance
- EMEA Finance
- EMEA Finance
- EMEA Finance
- World Economic Magazine Awards
- Global Brands Magazine
- Global Banking and Finance Awards
- Global SME Finance Awards

بنك القاهرة
Banque du Caire

