

CCI in the Kingdom rises by 0.7% in September 2025

The Construction Cost Index (CCI) recorded a 0.7% increase in September 2025, maintaining the same growth rate recorded in August 2025. This increase is mainly attributed to a 0.8% rise in construction costs for the residential sector and a 0.6% rise in construction costs for the non-residential sector (Figure1).

Annual increase of CCI for residential sector in September 2025

CCI for the residential sector increased by 0.8%, primarily due to a 1.5% rise in labor costs compared to September 2024. Additionally, the cost of renting equipment and machinery rose by 1.2%, driven by a 1.4% increase in the rental of equipment and machinery with operators. In parallel, energy prices recorded a notable increase of 9.9%. In contrast, the cost of core construction materials declined by 0.3%, mainly as a result of a 1.7% decrease in metal product prices and a 1.2% decline in the prices of other construction materials (Figure2).

Annual increase of CCI for non-residential sector in September 2025

CCI for non-residential sectors increased by 0.6% in September 2025, primarily due to a 1.3% rise in equipment and machinery rental costs, largely driven by a 1.6% increase in the rental of equipment and machinery with operators. Labor costs also rose by 1.0% during the same period, while energy prices continued their upward trend, increasing by 9.9%.

On the other hand, the cost of basic materials declined by 0.4%, attributed to a 1.7% decrease in the prices of metal product prices and other construction materials (Figure3).

Monthly changes of CCI for residential and non-residential sectors in September 2025

CCI remained stable in September 2025 compared to August 2025, mainly due to the stability of both residential and non-residential sector costs, which showed no significant change from the previous month.

Figure1: Annual change in general construction for September 2025 (%)



Figure2: Annual change in CCI for residential sector by section for September 2025

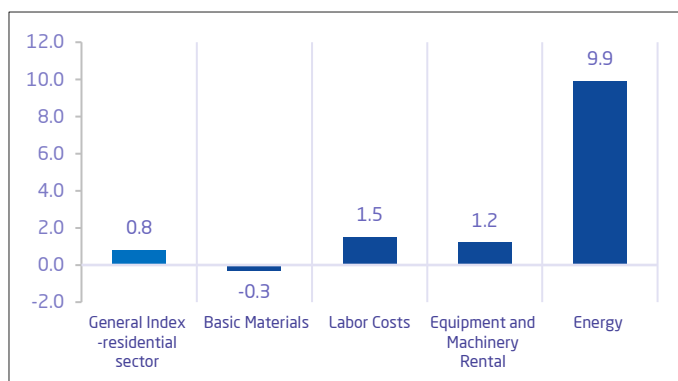
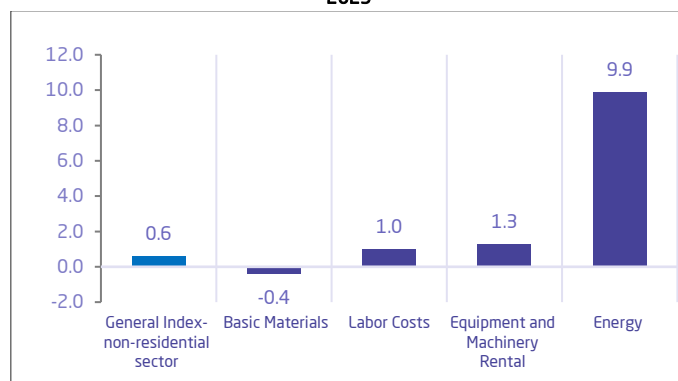
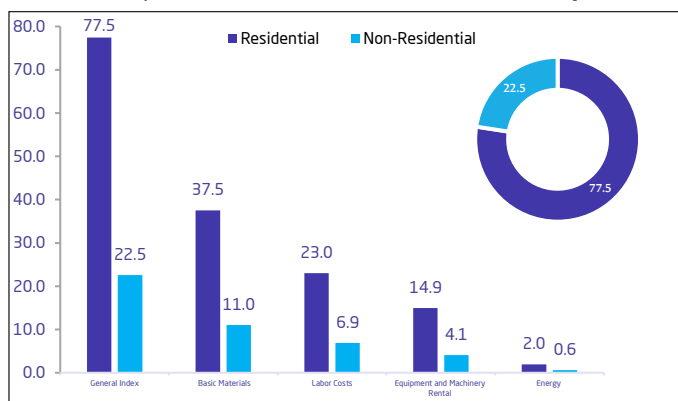


Figure3: Annual change in CCI for non-residential sector by section for September 2025



Relative importance of residential and non-residential sectors by section



CCI Methodology and Quality

The Construction Cost Index (CCI) reflects the movements of construction input costs, consisting of 51 items. The prices of which are collected monthly from thirteen regions through field visits to contractors' offices, engineering offices, and construction material sales establishments. The year 2023 has been set as the base year, and the construction cost index statistics are published monthly. For more details, please refer to [Methodology and Quality](#) , [table](#)