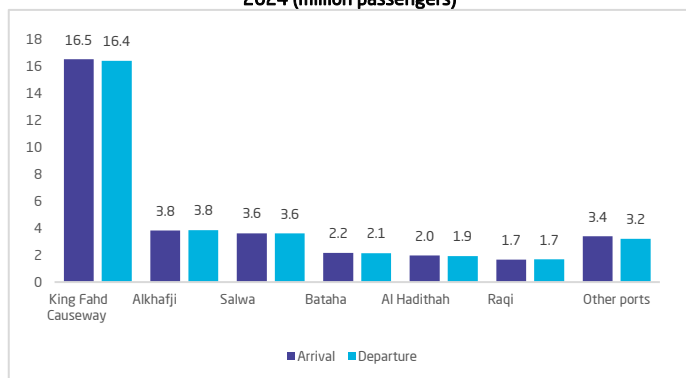


Number of passengers through land ports exceeds 65.9 million in 2024

Road Transport Statistics for 2024 showed that the total number of arriving and departing passengers through land ports exceeded 65.9 million passengers. The number of arriving passengers reached over 33.1 million, representing 50.3% of the total, while the number of departing passengers amounted to about 32.8 million, representing 49.7% of the total. King Fahd Causeway ranked first among all land ports, accounting for 49.9% of the total passenger movement, followed by Al-Khafji Port with 11.6%. **Figure (1)** At the monthly level, January recorded the highest share of passenger movement through land ports at 10.1%, followed by February with 9.3%, while September and October recorded the lowest shares at 7.1% each.

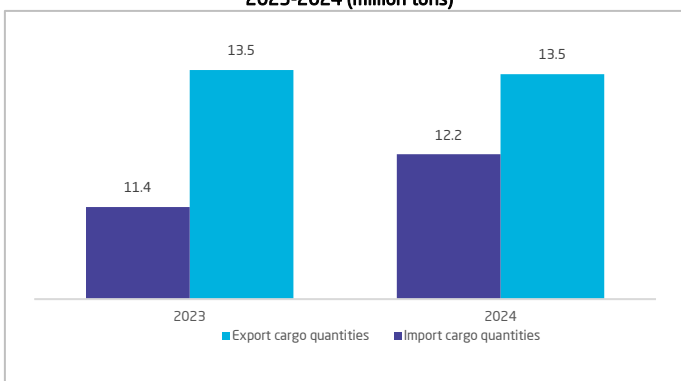
Figure (1). Number of arriving and departing passengers through land ports in 2024 (million passengers)



Road freight

Data showed that the total road freight exports through land ports amounted over 13.4 million tons in 2024, recording a slight decrease of 0.4% compared to 2023, while road freight imports through land ports reached over 12.2 million tons, an increase of 7.1% compared to 2023. **Figure (2)**

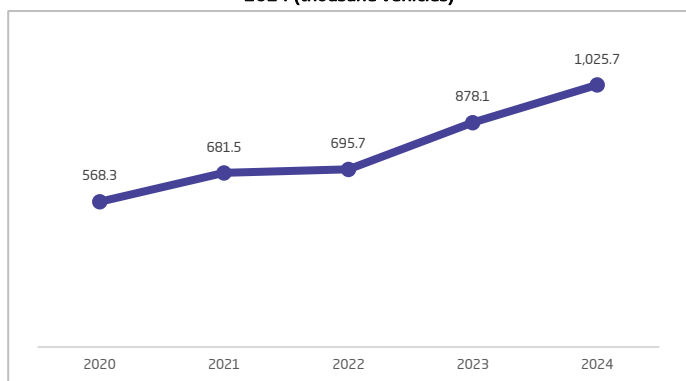
Figure (2). Road freight exports and imports through land ports for the years 2023-2024 (million tons)



Registered vehicles

Data showed that the number of registered vehicles in use reached over 15.8 million vehicles by the end of 2024, recording an increase of 6.9% compared to 2023. Statistics also indicated that the number of vehicles registered as a new issue in 2024 exceeded one million vehicles, with an increase of 16.8% compared to 2023. **Figure (3)**

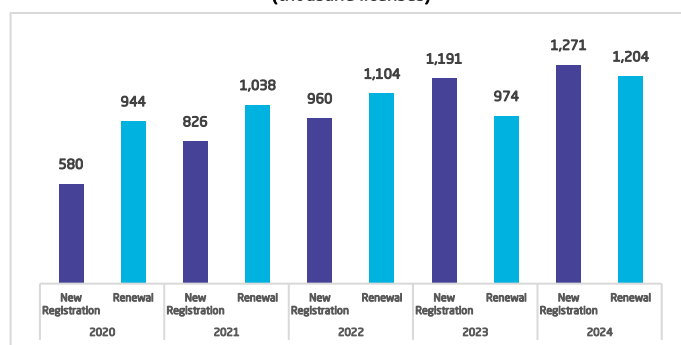
Figure (3). Number of vehicles registered as a new issue during the period 2020-2024 (thousand vehicles)



Driving licenses

Road Transport Statistics 2024 indicated that the number of driving licenses issued for the first time exceeded 1.2 million, marking an increase of 6.6% compared to 2023. **Figure (4)** Riyadh Region ranked first, accounting for 37.1% of the total licenses issued, followed by Makkah Region with 20.1%, and Eastern Region with 16.4%.

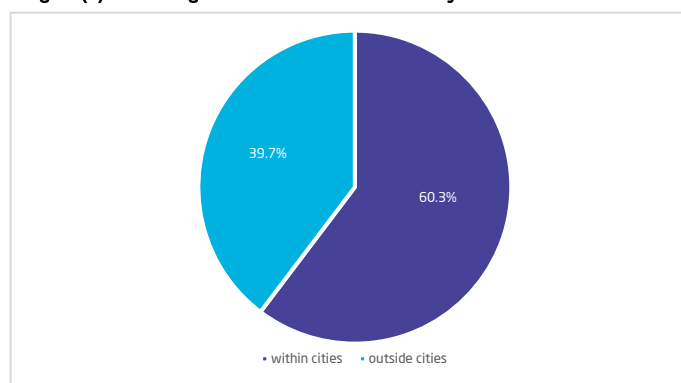
Figure (4): Driving licenses by type of operation during the period 2020-2024 (thousand licenses)



Road transport accidents

Road Transport Statistics for 2024 showed that the number of serious traffic accidents exceeded 17.2 thousand accidents, with intracity accidents accounting for 60.3% of the total. **Figure (5)** The statistics also indicated that the mortality rate per 100 thousand population decreased by 7.1% compared to 2023, reaching 12.13 deaths, while the injury rate per 100 thousand population declined by 3.8% compared to 2023, recording 68.21 injuries.

Figure (5). Percentage of serious traffic accidents by accident location for 2024



Key road transport indicators

Key indicators	2023	2024	Unit
Road freight exports through land ports	13.5	13.4	Ton (Million)
Road freight imports through land ports	11.4	12.2	Ton (Million)
Serious traffic accidents	16,534	17,231	Number
Traffic accident fatalities	4,423	4,282	Number
Traffic accident injuries	24,002	24,077	Number
Registered and roadworthy vehicles	14.8	15.8	(Million vehicles)
Number of newly issued driving licenses during the year	1,191	1,271	Thousand licenses
Number of renewed driving licenses during the year	974	1,204	Thousand licenses

Tables

Methodology and quality

The Road Transport Statistics Publication is an annual publication that provides statistics and indicators on passenger traffic through public transport, as well as on freight traffic, infrastructure, and road traffic. It serves as a reliable basis for conducting studies and research in the field of road transport, as well as for local, regional, and international comparisons. The publication is based on administrative records obtained from a number of government and private entities.

For more details, refer to the [Methodology and Quality Report](#)