



FTTH/B Global Ranking

September 2024

FTTH Council Europe's Market Intelligence Committee

Methodology

- Bottom-UP Methodology - Data and Assumptions are reset every year based on newly gathered data
- Used for FTTH Council Europe, FiberConnect MENA Council and FTTH Council APAC researched by IDATE
- Utilises a combination of:
 - Desk Research - Utilising regularly published reports from regulators and leading industry players on FTTH/B market evolution, including EU Commission and per-country Government resources.
 - IDATE Internal resources - large information source on Fibre Market research, updated twice yearly.
 - Direct contact, interviews and questionnaires with leading industry players and IDATE partners, used to verify data already gathered.
 - Information exchange with FTTH Council Europe, MENA and LATAM members
 - North America figures provided by the Fiber Broadband Association

Important definitions



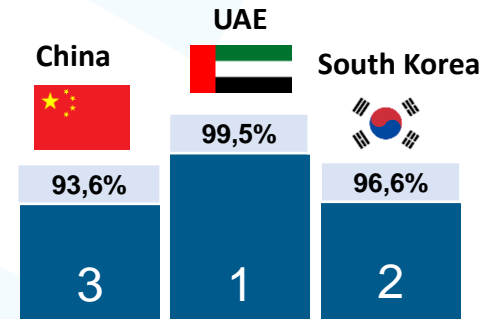
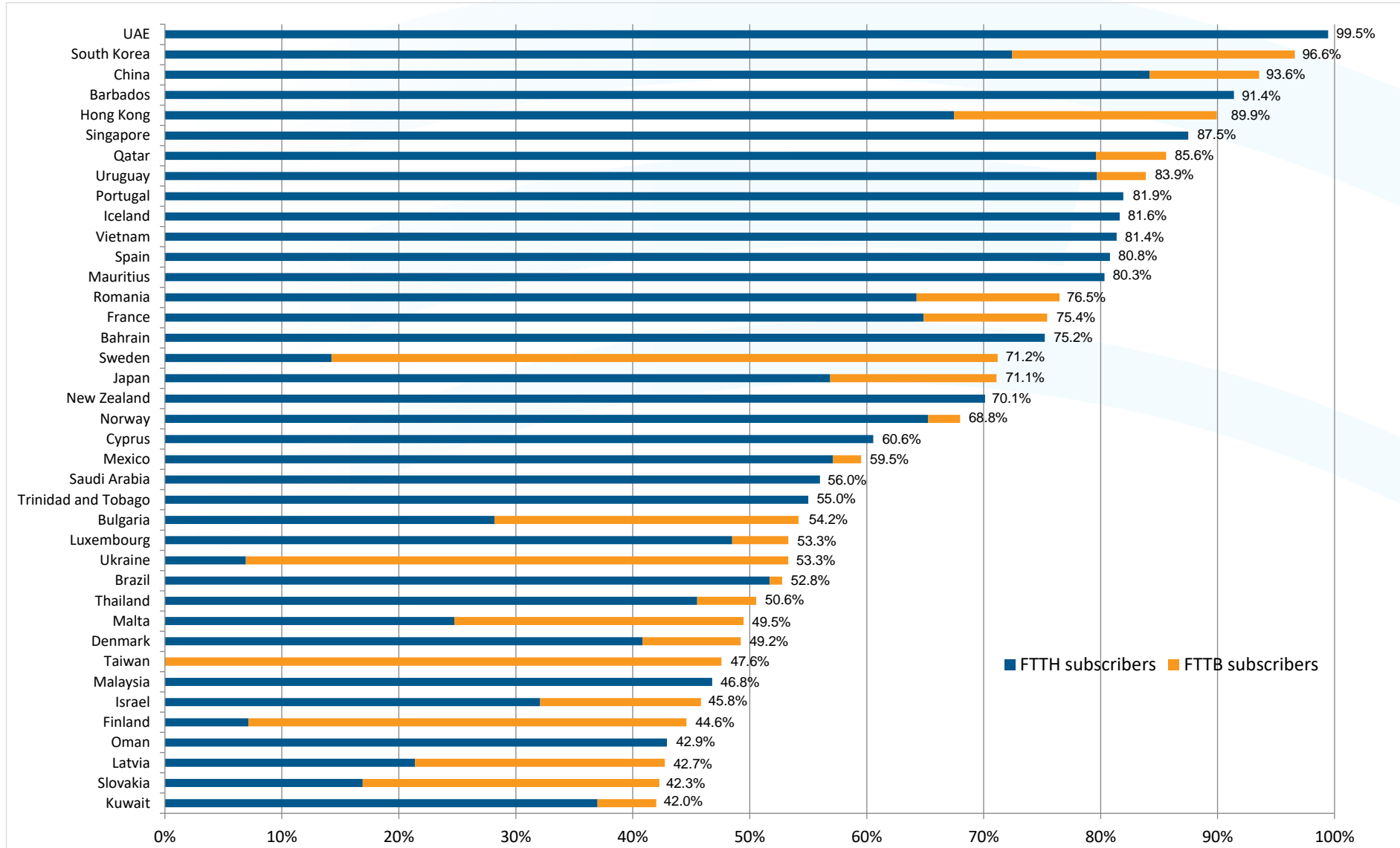
SUBSCRIBERS

The number of Premises which are connected to a network and are already subscribers

PENETRATION RATE

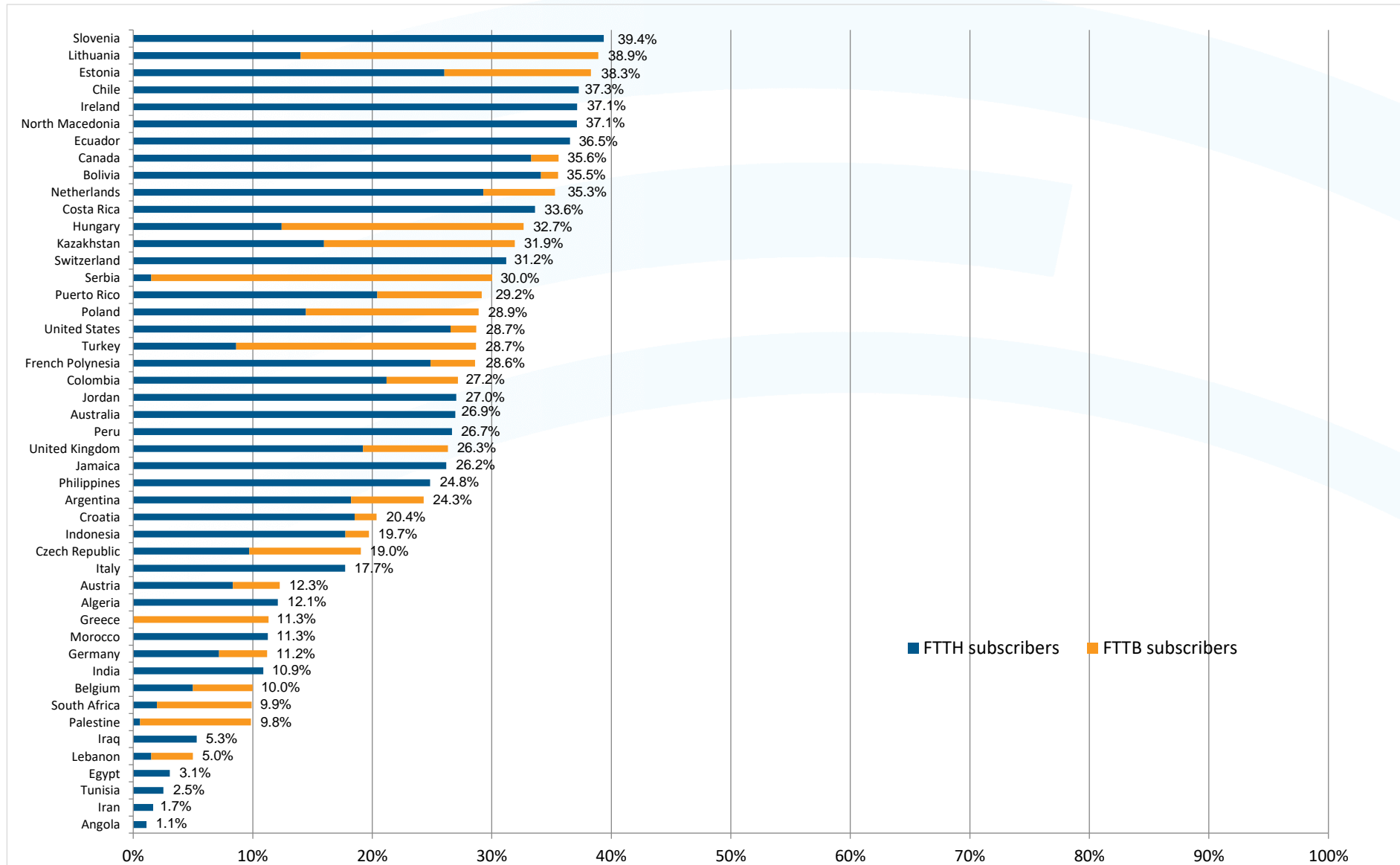
Subscribers – as a proportion of Total Households

Global Ranking* - FTTH/B Markets – Countries with more than 40% penetration



Penetration rate - September 2024
(Subscribers/Households)

Global Ranking* - FTTH/B Markets – Countries with less than 40% penetration



Thank you for your attention!

FTTH Council Europe asbl

Rue de la Presse 4
B-1000 Brussels
Belgium
Tel: +32(0)460 97 46 97
e-mail: info@ftthcouncil.eu

www.ftthcouncil.eu

Roland Montagne

Principal Analyst
+33 (0)6 80 85 04 80
r.montagne@idate.fr

Domenico Dichiarante

Chair, Market Intelligence Committee
FTTH Council Europe
domenico.dichiarante@openfiber.it