



EGX Monthly Report

01/07/2025-31/07/2025

 **The Egyptian Exchange**
البورصة المصرية

www.egx.com.eg



Table of Contents

Market Indices	1
Market Capitalization	2
Trading Aggregates	3
Investors' Trading Activity	4
Corporate Actions	7
Annex (1)	9
Annex (2)	10
Annex (3)	11
Annex (4)	12
Annex (5)	13
Annex (6)	14
Annex (7)	15
Annex (8)	16
Annex (9)	17



1. Market Indices

EGX 30 index closed at 34,198 points, recording an increase of 4.08%. EGX70 EWI index posted 2.59% gain concluding the period at 10,225.07 points, while EGX100 EWI index rose by 2.45% and concluded the period at 13,807.5 points.

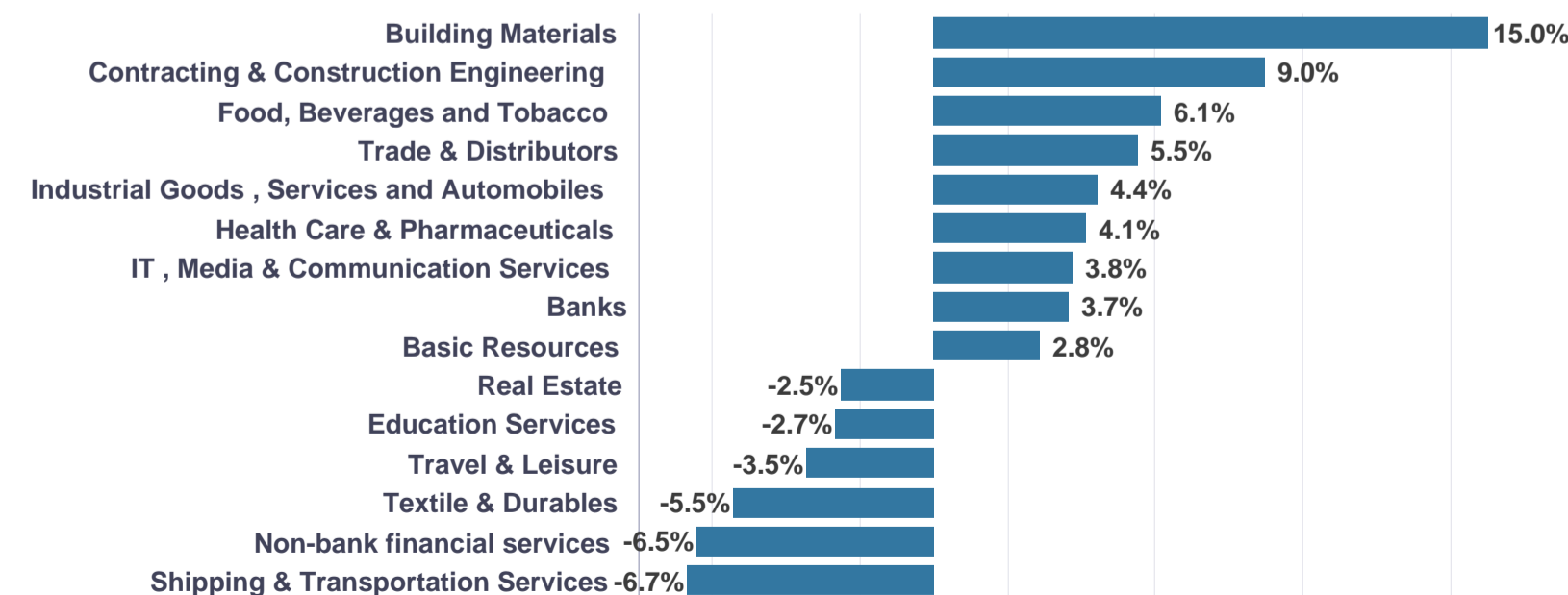
EGX 33 Shariah Index rose by 1.74% and concluded the period at 3,496.17 points . EGX 30 index capped rose by 2.88% and concluded at 42,021.26 points.

Index	Open	High	Low	Close	Change
EGX30 (EGP)	32,857.62	34,683.00	32,594.50	34,198.00	4.08% ▲
EGX70 EWI	9,967.14	10,384.56	9,869.97	10,225.07	2.59% ▲
EGX100 EWI	13,477.29	14,037.63	13,334.63	13,807.50	2.45% ▲
EGX 33 Shariah Index	3,436.36	3,553.80	3,398.40	3,496.17	1.74% ▲
EGX30 Capped	40,845.77	42,659.94	40,459.66	42,021.26	2.88% ▲
TAMAYUZ	12,481.01	18,064.58	12,311.07	15,280.06	22.43% ▲
EGX T Bonds	2,100.17			2,094.71	-0.26% ▼

EGX 30 Index



Performance of sectoral indices





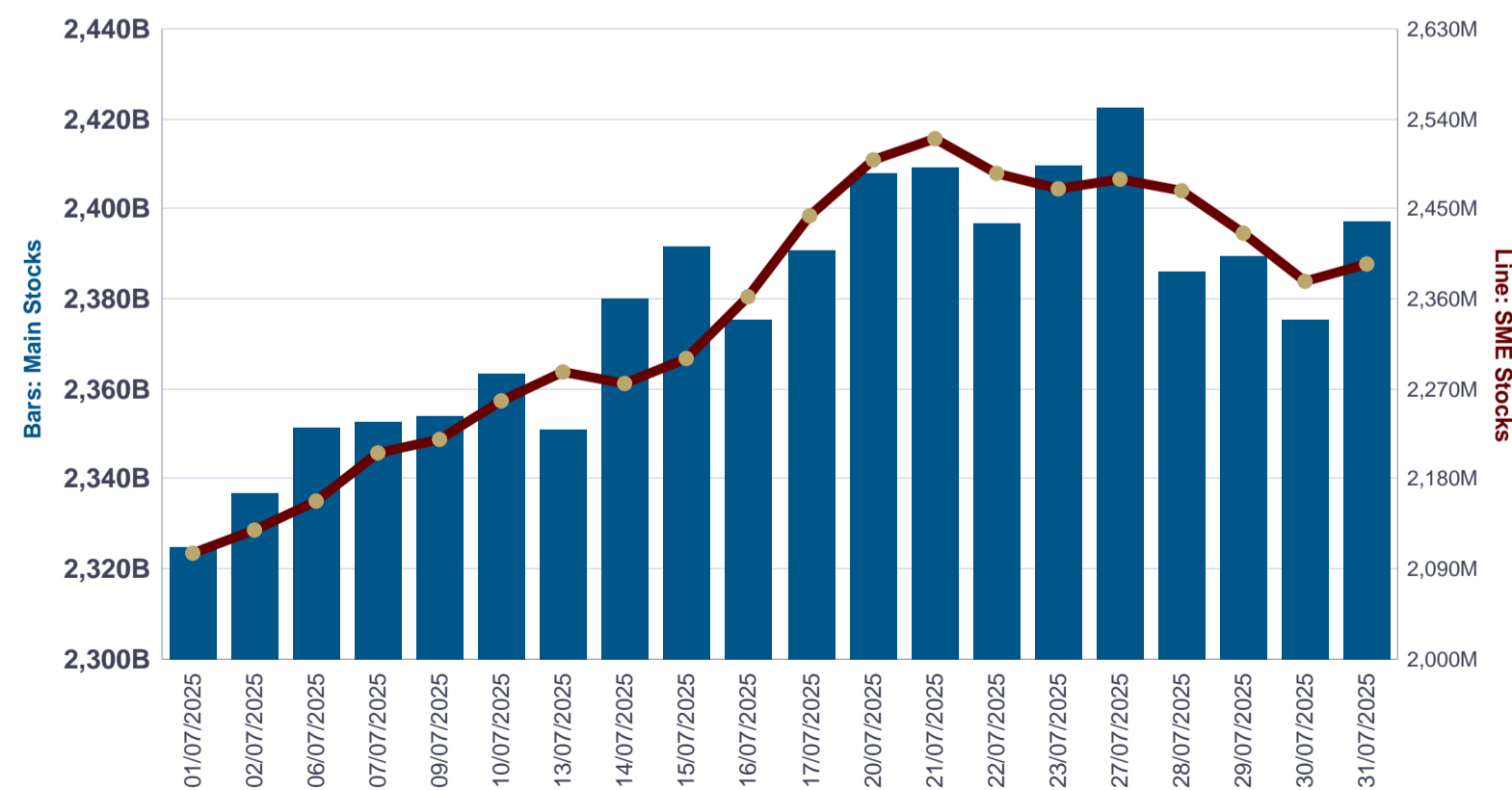
2. Market Capitalization

Total market capitalization reached EGP 2,399.4 billion at end of period, representing an increase of 2.29% over the period, as presented in the below table.

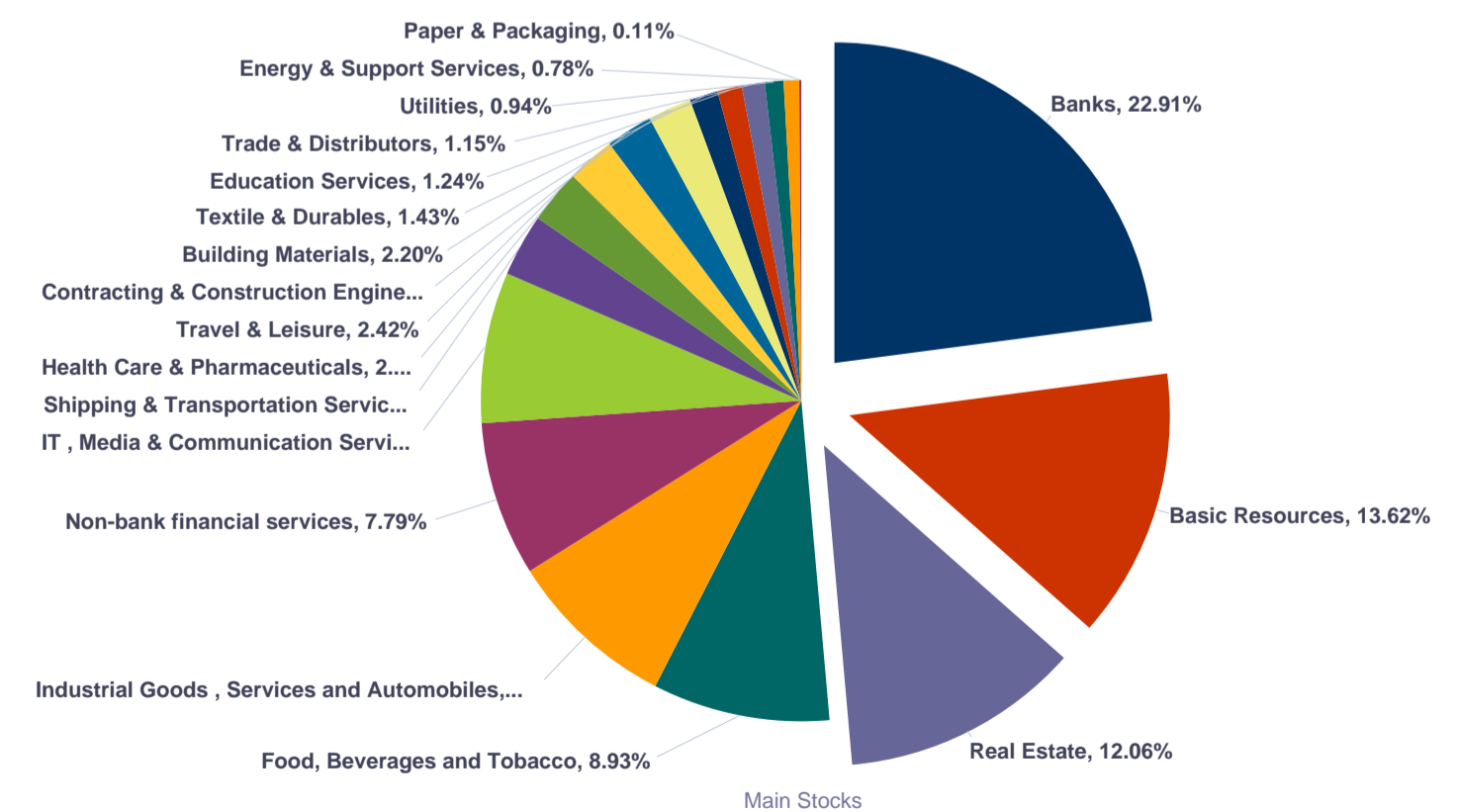
Market Capitalization in EGP Billion	Close	Open	% Change
Listed Stocks	2,399.4	2,345.7	2.3% ▲
- EGX 30 Stocks	1,386.3	1,342.2	3.3% ▲
- EGX 70 EWI Stocks	449.1	442.1	1.6% ▲
- EGX 100 EWI Stocks	1,835.3	1,784.3	2.9% ▲
SME Stocks	2.4	2.1	16.2% ▲

Paid Capitalization in EGP Billion	Close	Open	% Change
Listed Stocks	481.3	473.4	1.7% ▲
- EGX 30 Stocks	196.5	188.1	4.5% ▲
- EGX 70 EWI Stocks	94.8	94.2	0.6% ▲
- EGX 100 EWI Stocks	291.3	282.3	3.2% ▲
SME Stocks	1.5	1.5	2.7% ▲

Market Capitalization in EGP



Market Capitalization by sector



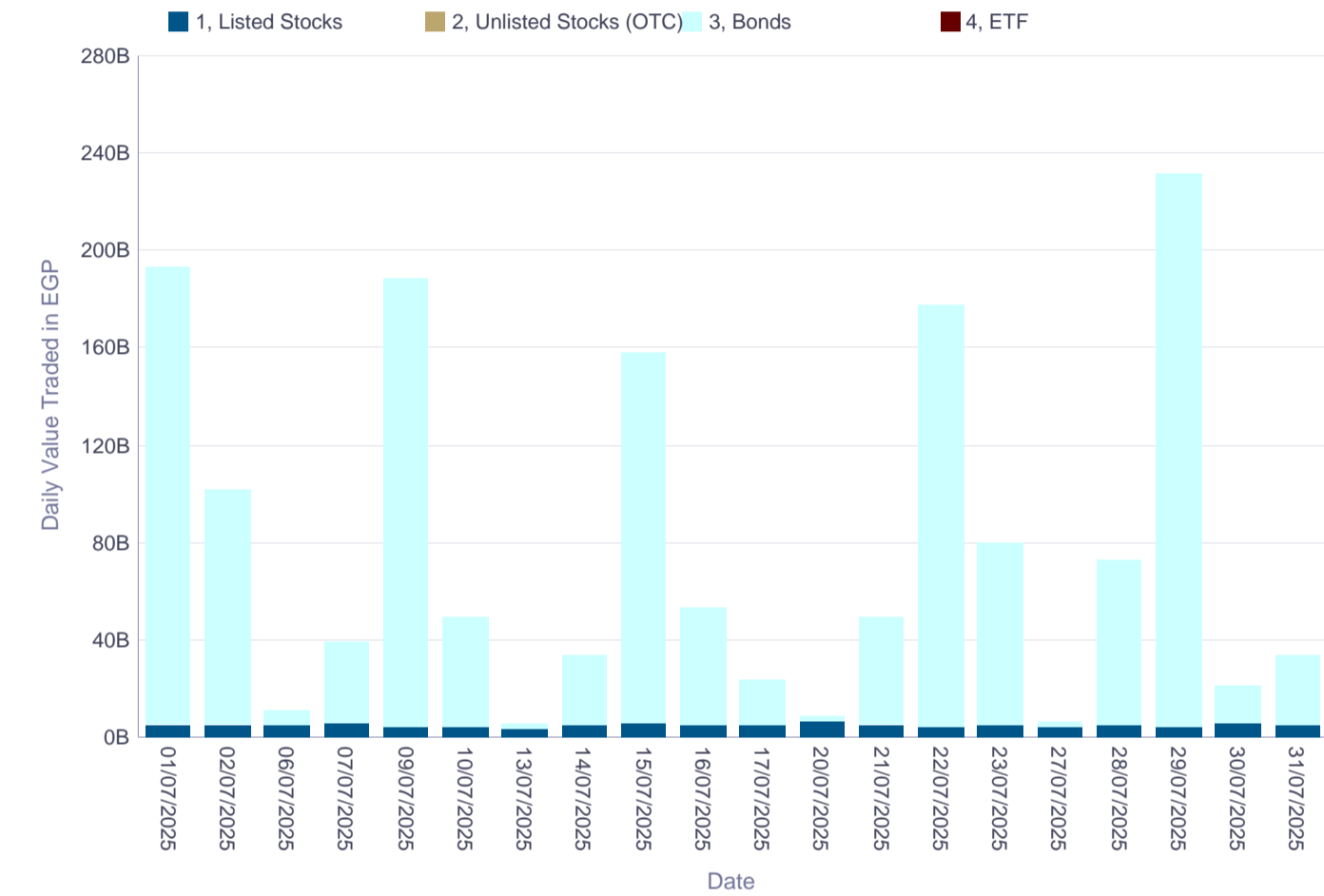


3. Trading Aggregates

The total value traded recorded EGP 1,731.6 billion, while the total volume traded reached 35,523 million securities executed over 2,261 thousand transactions this month.

For the last month, the total value traded recorded EGP 1,445.7 billion, while the total volume traded reached 26,425 million securities executed over 2,057 thousand transactions.

Stocks trading accounted for 6.1% of the total value traded of the main market, while the remaining 93.90% were captured by bonds - bills over the month.



Markets	2025-JUN			2025-JUL		
	EGP Value	Trading Volume	# of Trades	EGP Value	Trading Volume	# of Trades
Listed Stocks incl. SME	85,639,656,753	25,706,419,006	2,043,541	94,215,007,819	35,221,006,859	2,244,819
Unlisted Stocks (OTC)	6,249,829,409	631,786,850	6,831	1,878,105,797	145,814,057	8,374
Bonds \ Bills	1,216,736,192,384	80,758,073	5,581	1,440,195,139,481	147,132,797	6,433
ETF	16,759,764	452,876	856	5,788,385	151,033	1,018
SME	372,653,897	1,007,333,496	42,120	595,585,271	755,635,196	62,753
Total	1,308,642,438,310	26,419,416,805	2,056,809	1,536,294,041,481	35,514,104,746	2,260,644

4. Investors' Trading Activity

Egyptians represented 89.2% of the value traded in listed stocks after excluding deals during the period. Foreigners accounted for 5.4%, while Arabs captured 5.3%. Foreigners were net sellers, with a net of EGP 1,075.8 million, and Arabs were net sellers, with a net of EGP 1,412.4 million, after excluding deals in listed stocks.

Since the beginning of the year Egyptians represented 88.4% of the value traded in listed stocks after excluding deals, Foreigners accounted for 5.7%, while Arabs captured 5.9%. Foreigners were net sellers by EGP 3,175.2 million, and Arabs were net sellers by EGP 3,758.3 million, after excluding deals in listed stocks during this year since started.

- Institutional Trades in Listed Stocks Including Deals

Institutions	Egyptians			Arabs			Foreigners		
	Buy	Sell	Net Buy	Buy	Sell	Net Buy	Buy	Sell	Net Buy
Banks	437.6	289.7	147.9	39.2	215.7	(176.5)	69.5	290.7	(221.2)
Companies	10,336.9	8,929.6	1,407.3	1,336.1	3,490.8	(2,154.7)	1,828.6	1,916.7	(88.1)
Funds	1,429.0	647.7	781.3	42.9	32.9	10.1	2,522.2	3,088.2	(566.0)
N/A	14.5	4.8	9.7				6.0	46.3	(40.3)
Others	964.9	850.1	114.8		3.5	(3.5)	13.5	115.9	(102.4)
Portfolio	3,008.5	3,680.2	(671.7)						
Total	16,191.4	14,402.1	1,789.4	1,418.2	3,742.9	(2,324.6)	4,439.8	5,457.9	(1,018.1)

Listed Stocks Excluding Deals

Nationalities	Institutions				Retail			
	Buy	Sell	Buy + Sell	Net Buy	Buy	Sell	Buy + Sell	Net Buy
Egyptians	15,735.5	14,109.9	29,845.4	1,625.5	67,680.2	66,817.5	134,497.8	862.7
Arabs	714.5	1,902.3	2,616.7	(1,187.8)	3,496.5	3,721.1	7,217.7	(224.6)
Foreigners	4,379.9	5,457.9	9,837.8	(1,078.0)	75.7	73.5	149.1	2.2
Total	20,829.8	21,470.1	42,299.9	(640.3)	71,252.4	70,612.1	141,864.6	640.3

Trading by Categories of Investors in EGP Million

Listed Stocks including Deals

Nationalities	Institutions				Retail			
	Buy	Sell	Buy + Sell	Net Buy	Buy	Sell	Buy + Sell	Net Buy
Egyptians	16,191.4	14,402.1	30,593.5	1,789.4	68,534.3	66,817.5	135,351.9	1,716.8
Arabs	1,418.2	3,742.9	5,161.1	(2,324.6)	3,533.5	3,721.1	7,254.7	(187.6)
Foreigners	4,439.8	5,457.9	9,897.7	(1,018.1)	97.7	73.5	171.2	24.3
Total	22,049.5	23,602.9	45,652.3	(1,553.4)	72,165.5	70,612.1	142,777.7	1,553.4

Bonds \ Bills

Nationalities	Institutions				Retail			
	Buy	Sell	Buy + Sell	Net Buy	Buy	Sell	Buy + Sell	Net Buy
Egyptians	1,101,637.9	1,262,620.8	2,364,258.7	(160,982.9)	1,510.3	395.8	1,906.2	1,114.5
Arabs	154,323.3	98,604.4	252,927.7	55,718.9	108.7		108.7	108.7
Foreigners	182,564.2	78,574.1	261,138.3	103,990.1	50.7		50.7	50.7
Total	1,438,525.4	1,439,799.3	2,878,324.7	(1,273.9)	1,669.7	395.8	2,065.5	1,273.9

OTC

Nationalities	Institutions				Retail			
	Buy	Sell	Buy + Sell	Net Buy	Buy	Sell	Buy + Sell	Net Buy
Egyptians	487.0	555.1	1,042.2	(68.1)	604.6	549.2	1,153.7	55.4
Arabs	743.7	280.7	1,024.4	463.0	18.3	18.6	36.9	(0.2)
Foreigners	21.3	468.6	489.9	(447.3)	3.1	6.0	9.1	(2.9)
Total	1,252.1	1,304.4	2,556.4	(52.3)	626.0	573.7	1,199.8	52.3

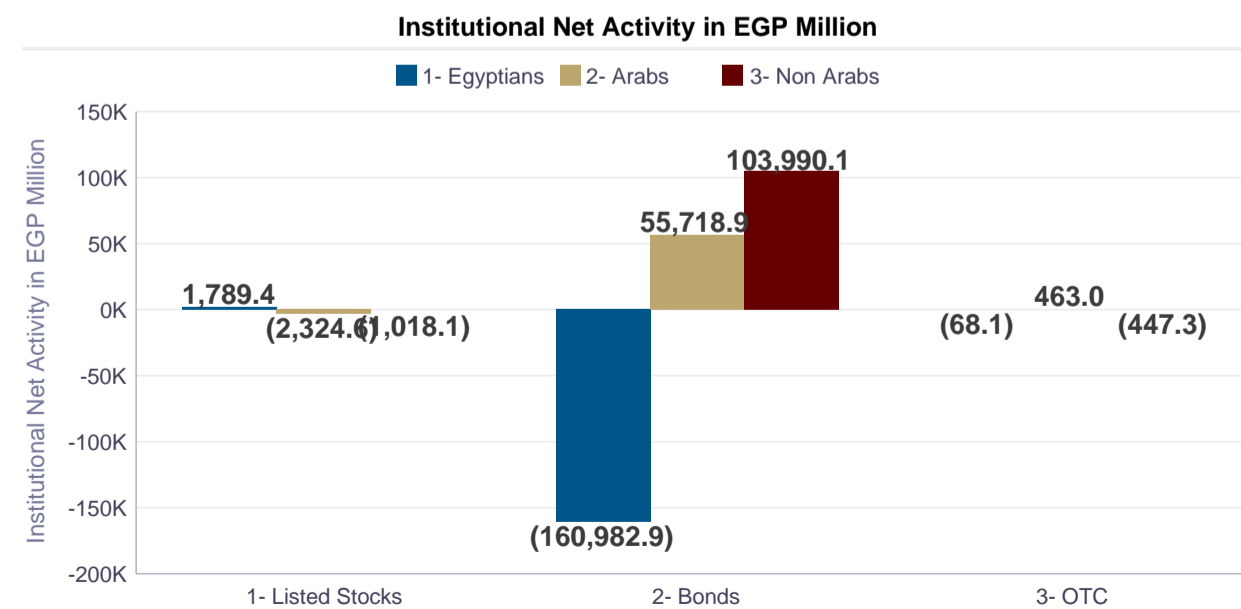
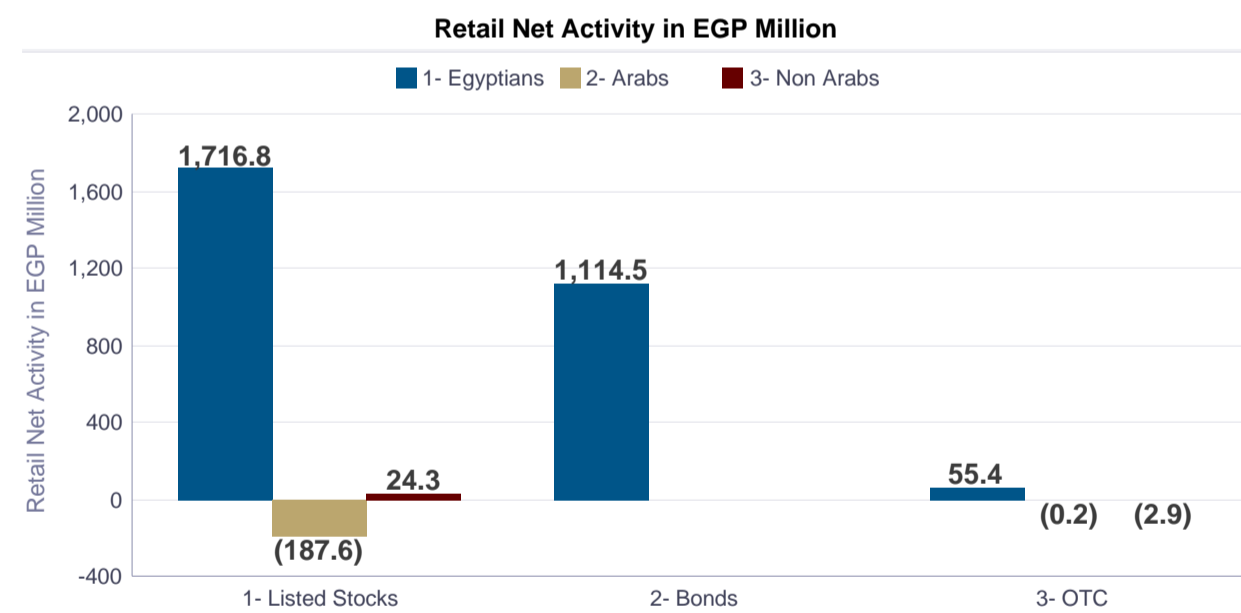
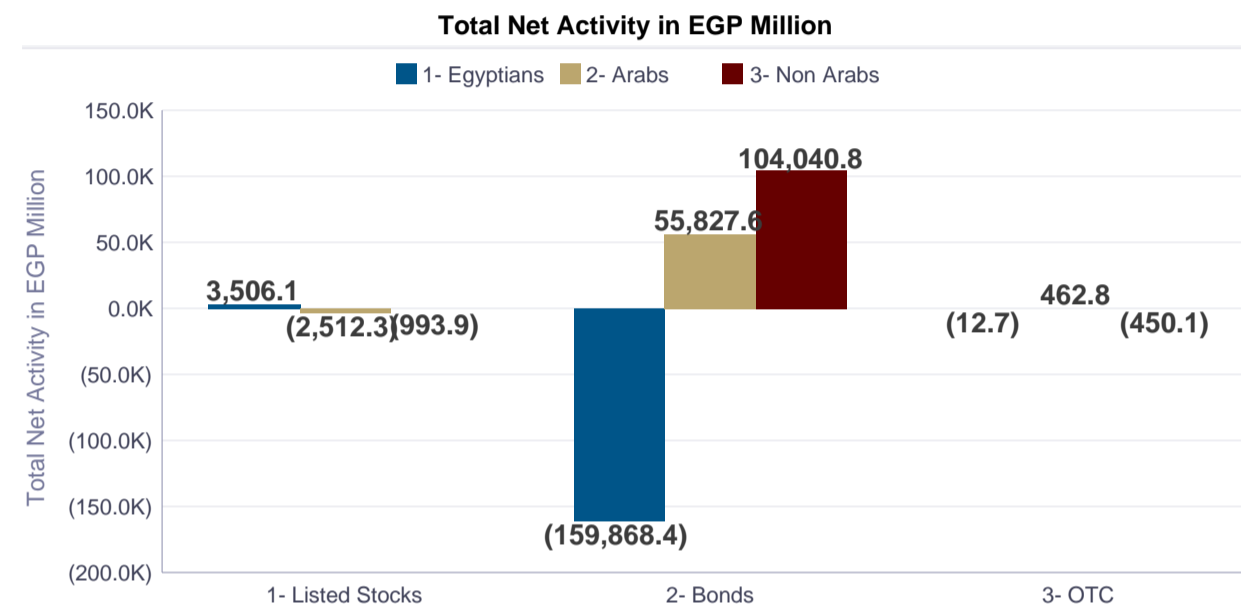
Listed Stocks incl. Deals + Bonds + Bills + OTC

Nationalities	Institutions				Retail			
	Buy	Sell	Buy + Sell	Net Buy	Buy	Sell	Buy + Sell	Net Buy
Egyptians	1,118,316.4	1,277,578.0	2,395,894.4	(159,261.6)	70,649.2	67,762.5	138,411.8	2,886.7
Arabs	156,485.3	102,628.0	259,113.2	53,857.3	3,660.5	3,739.7	7,400.2	(79.2)
Foreigners	187,025.3	84,500.6	271,525.9	102,524.7	151.5	79.5	231.0	72.1
Total	1,461,827.0	1,464,706.5	2,926,533.5	(2,879.6)	74,461.3	71,581.7	146,043.0	2,879.6



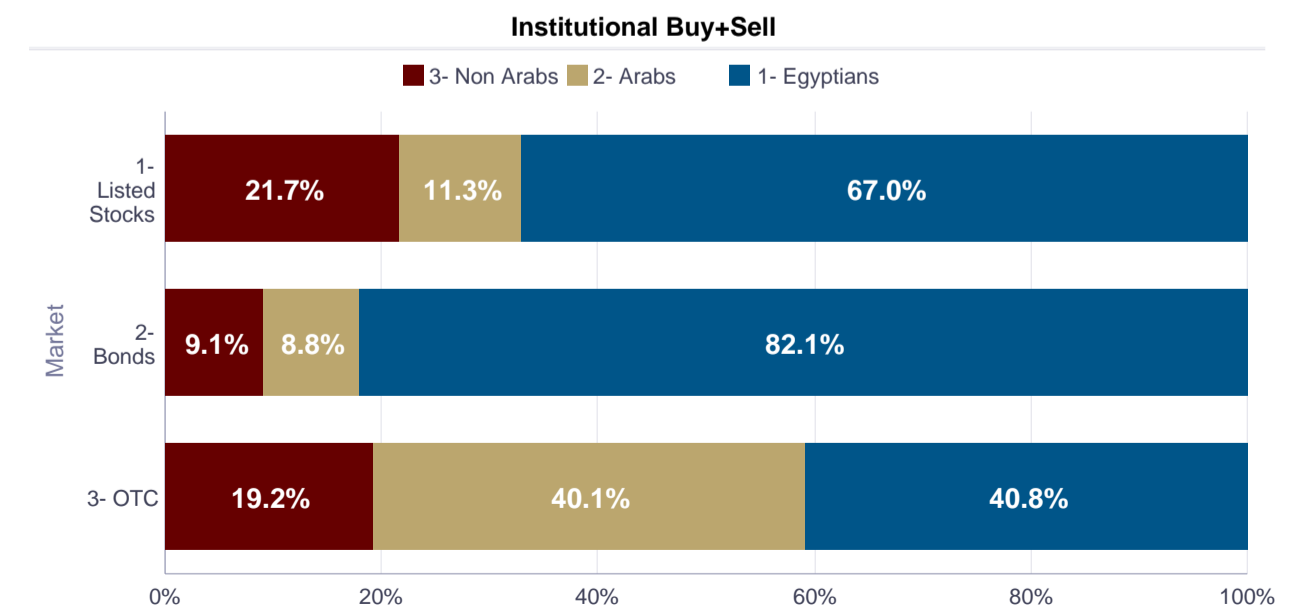
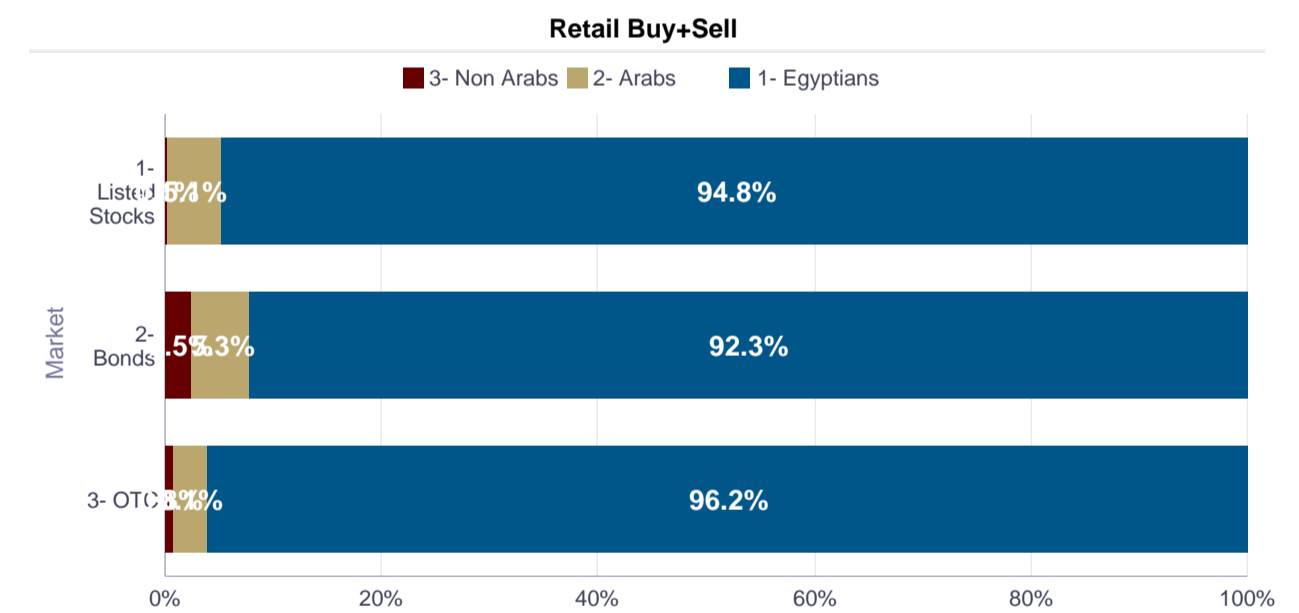
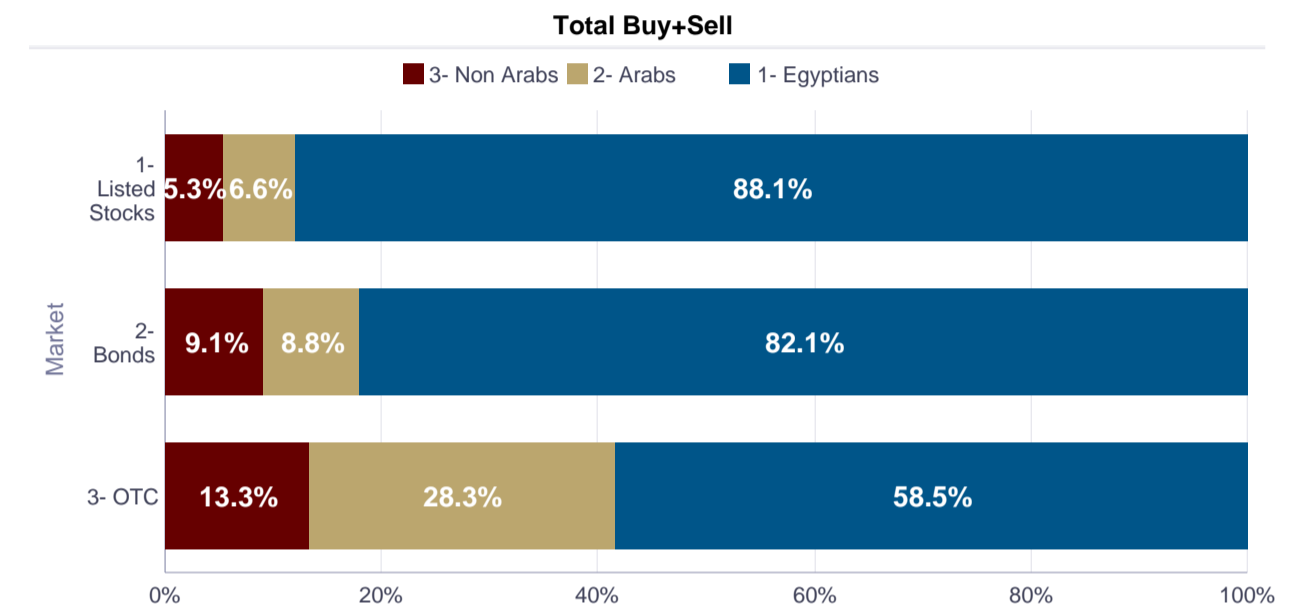
4. Investors' Trading Activity (Cont'd)

Net Trading Activity by Markets (incl. Deals)



+ve values implies net buying, while -ve values implies net selling

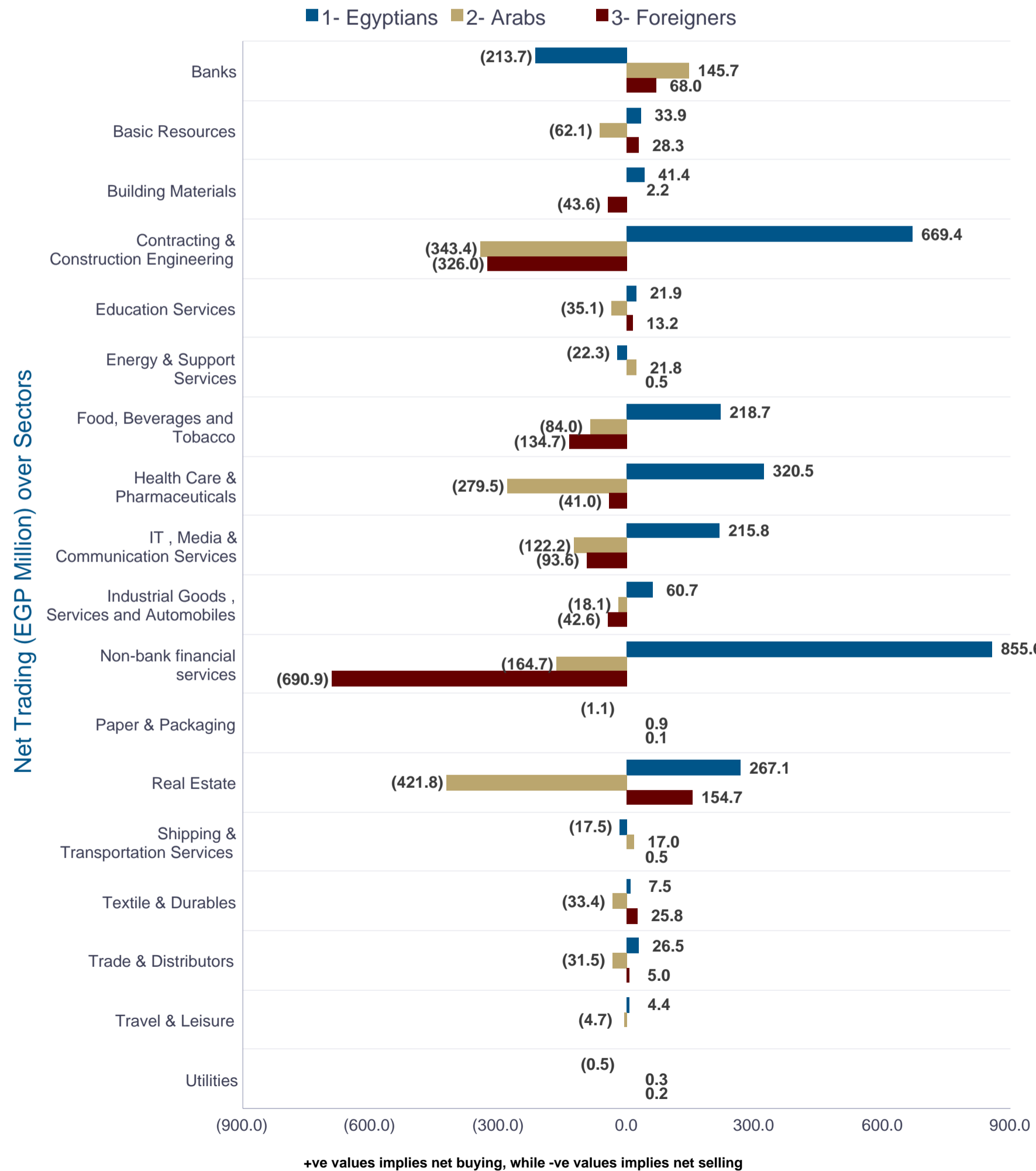
Total Trading Activity by Markets (incl. Deals)



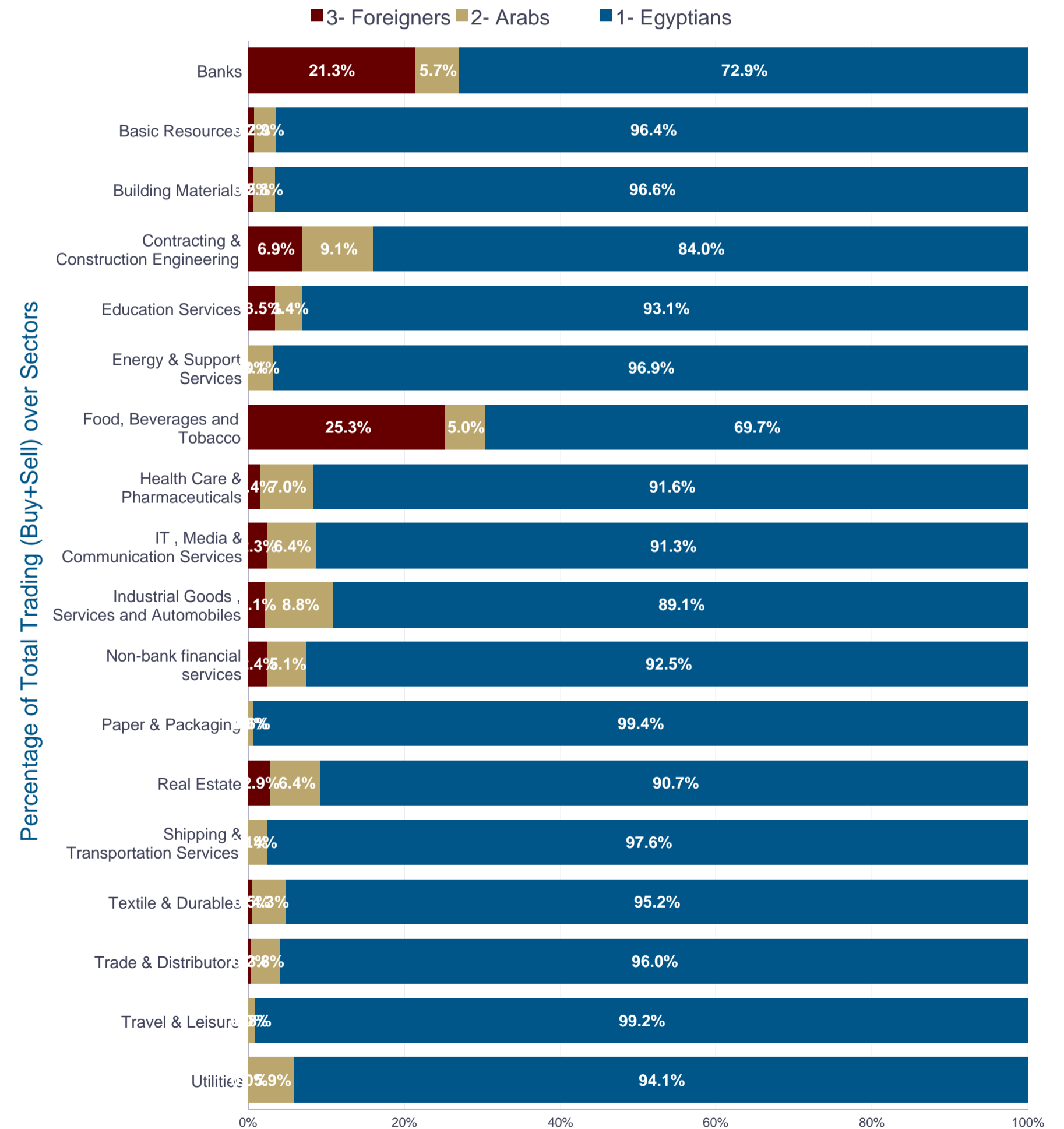


4. Investors' Trading Activity (Cont'd)

Net Trading Activity by Sectors of Listed Stocks (excl. Deals)



Total Trading Activity by Sectors of Listed Stocks (excl. Deals)

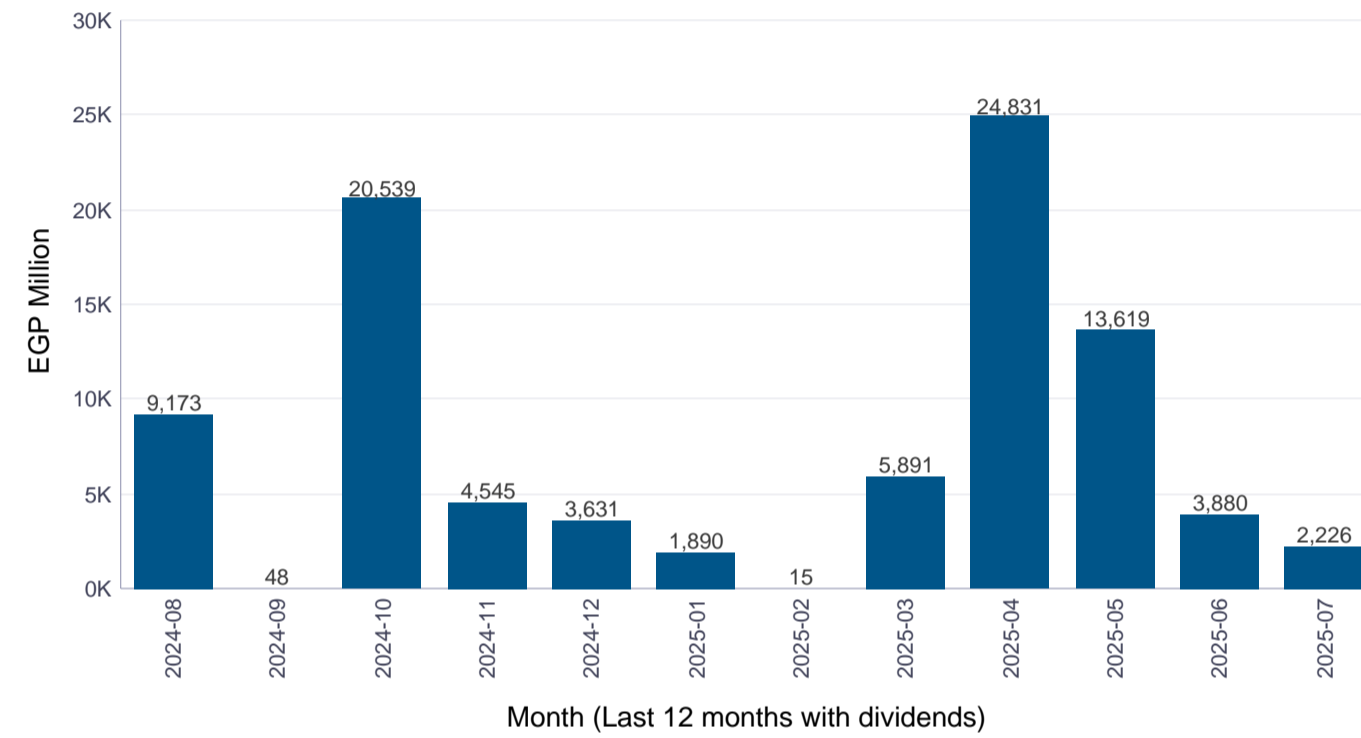




5. Corporate Actions

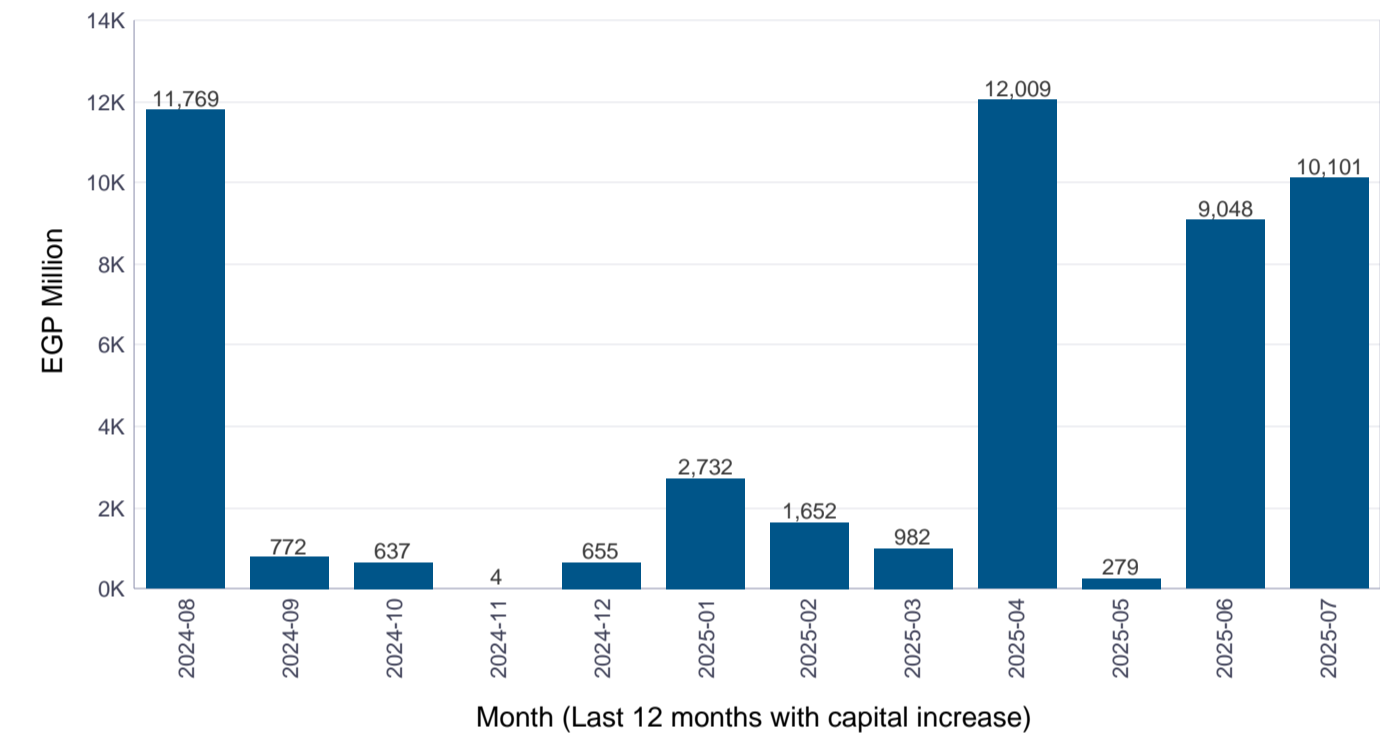
Monthly Cash Dividends in EGP million

Last 12 months with dividends



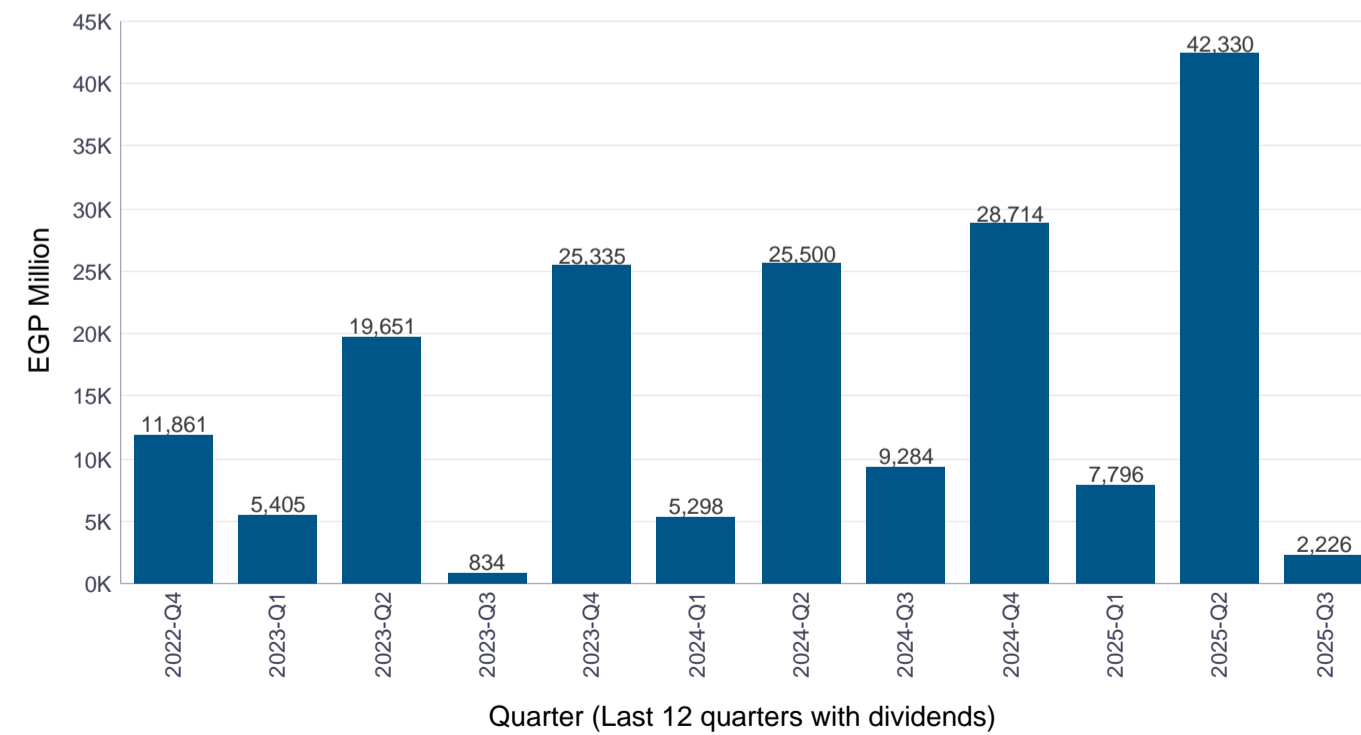
Monthly Capital Increase in EGP million

Includes all types of capital increase



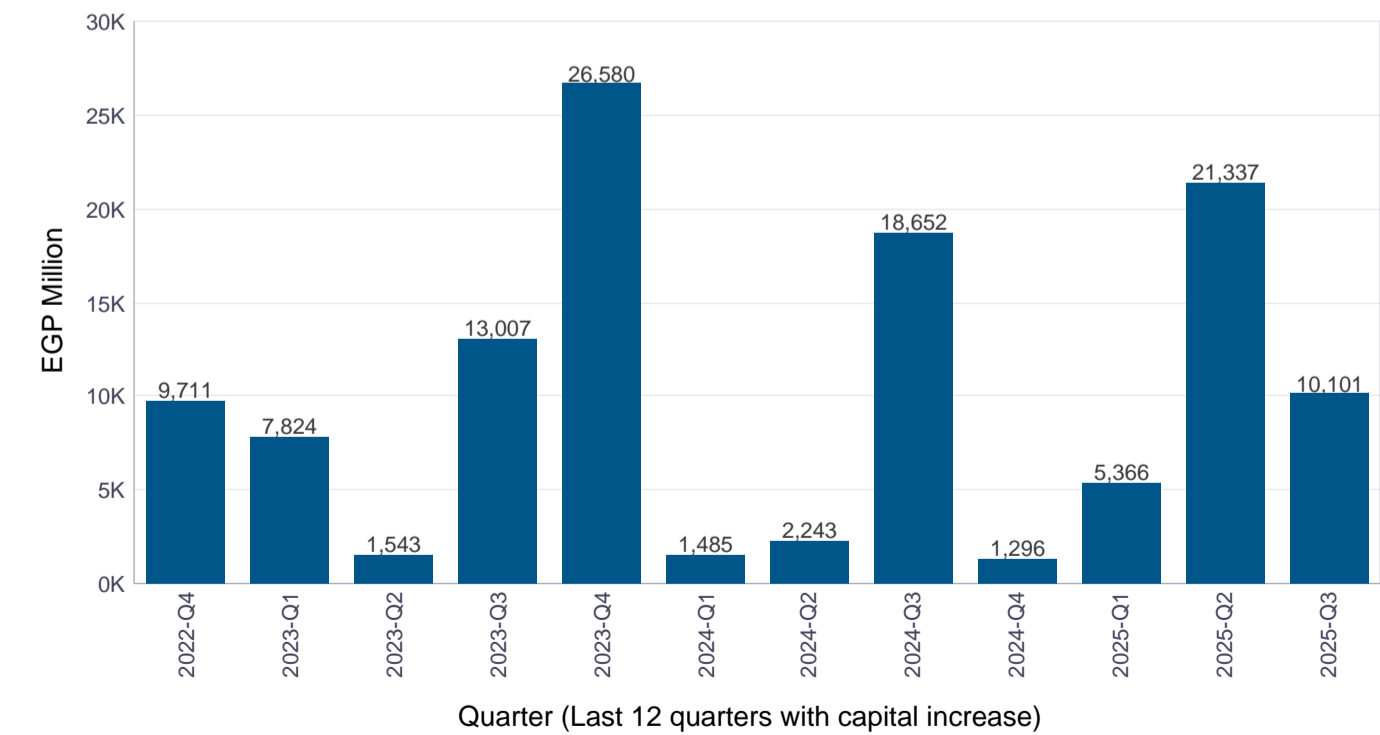
Quarterly Cash Dividends in EGP million

Last 12 quarters with dividends



Quarterly Capital Increase in EGP million

Includes all types of capital increase



5. Corporate Actions (Cont'd)

- New Listings

Code	Company	No. of Shares	Par Value	Currency	Listing Date
EGS6992	Hassan Allam Investment Venture Capital	10,000,000	1	EGP	30/07/2025

- Right Issues

Date	ISIN Code	ISIN	Currency	Share Increase	Right Share Price
21/07/2025	EGS07061C012	International Agricultural Products	EGP	120,000,000	2.0089

- Capital Increases

Date	ISIN Code	ISIN	Currency	Shares Before	Shares After	Capital increase
06/07/2025	EGS63031C016	Delta Insurance	EGP	100,000,000	125,000,000	100,000,000
10/07/2025	EGS38321C013	Arab Pharmaceuticals	EGP	6,000,000	12,000,000	60,000,000
21/07/2025	EGS33061C010	El Nasr Clothes & Textiles (Kabo)	EGP	464,693,841	564,693,841	100,000,000
21/07/2025	EGS381B1C015	Tenth Of Ramadan Pharmaceutical Industries&Diagnostic-Rameda	EGP	1,503,464,932	1,510,996,292	1,882,840
21/07/2025	EGS676N1C015	Al Tawfeek Leasing Company-A.T.LEASE	EGP	223,469,950	400,000,000	441,325,125
21/07/2025	EGS694A1C018	Arab Developers Holding	EGP	7,723,868,550	13,902,963,390	617,909,484
23/07/2025	EGS38411C012	Kafr El Zayat Pesticides	EGP	180,067,050	240,089,400	60,022,350
23/07/2025	EGS39061C014	Misr Fertilizers Production Company - Mopco	EGP	2,079,184,011	2,868,140,263	7,889,562,520
23/07/2025	EGS69081C023	Egyptian Kuwaiti Holding-EGP	EGP	335,461,398	352,389,240	66,517,955
23/07/2025	EGS69082C013	Egyptian Kuwaiti Holding	USD	791,423,889	830,840,311	9,854,106
28/07/2025	EGS38081C013	Egyptian International Pharmaceuticals (EIPICO)	EGP	148,755,750	168,755,750	200,000,000

- Stock Dividend

Date	ISIN Code	ISIN	Currency	Ratio1	Ratio2
06/07/2025	EGS63031C016	Delta Insurance	EGP	1	0.25
10/07/2025	EGS38321C013	Arab Pharmaceuticals	EGP	1	1
23/07/2025	EGS38411C012	Kafr El Zayat Pesticides	EGP	1	0.3333
23/07/2025	EGS39061C014	Misr Fertilizers Production Company - Mopco	EGP	1	0.3794
23/07/2025	EGS69081C023	Egyptian Kuwaiti Holding-EGP	EGP	1	0.0505
23/07/2025	EGS69082C013	Egyptian Kuwaiti Holding	USD	1	0.0505
31/07/2025	EGS32041C013	Alexandria Spinning & Weaving (SPINALEX)	EGP	1	0.125

Date	ISIN Code	ISIN	Currency	Shares Before	Shares After	Capital increase
31/07/2025	EGS32041C013	Alexandria Spinning & Weaving (SPINALEX)	EGP	320,640,809	360,720,911	80,160,204

- Paid Coupons

ISIN Code	ISIN	Currency	CP No	Div Date	Pay Date	Amount	CP Currency
EGS65091C018	El Shams Housing & Urbanization	EGP	41	01/07/2025	07/07/2025	0.05	EGP
EGS381B1C015	Tenth Of Ramadan Pharmaceutical Industries&Diagnostic-Rameda	EGP	6	07/07/2025	10/07/2025	0.106	EGP
EGS690C1C010	Raya Holding For Financial Investments	EGP	18	07/07/2025	10/07/2025	0.04	EGP
EGS3C001C012	Middle East Glass Manufacturing	EGP	9	14/07/2025	17/07/2025	0.129	USD
EGS740C1C010	Sues Canal Company For Technology Settling	EGP	25	14/07/2025	17/07/2025	11.25	EGP
EGS3C371C019	Misr Beni Suef Cement	EGP	20	15/07/2025	20/07/2025	6	EGP
EGS78021C010	Egyptian Media Production City	EGP	6	28/07/2025	31/07/2025	0.5	EGP



Annex (1)

- Trading of Listed Securities including Deals

Listed Stocks by Sectors

Sectors	Trading Value in EGP	Trading Volume	# of Trades
Non-bank financial services	20,092,694,297	11,349,519,734	379,421
Real Estate	16,967,036,860	8,279,208,422	373,231
IT , Media & Communication Services	8,619,400,149	4,422,534,664	156,520
Food, Beverages and Tobacco	8,340,678,217	3,785,234,626	237,241
Basic Resources	7,165,940,620	487,358,304	208,657
Banks	5,577,833,883	111,730,546	74,233
Building Materials	5,289,296,765	702,052,617	154,286
Contracting & Construction Engineering	5,095,853,911	2,431,586,196	124,010
Health Care & Pharmaceuticals	4,620,716,208	1,221,770,176	170,699
Textile & Durables	2,708,853,735	548,952,524	74,524
Energy & Support Services	2,225,890,881	272,756,649	37,325
Industrial Goods , Services and Automobiles	1,765,414,167	292,979,483	61,824
Shipping & Transportation Services	1,485,359,082	144,752,940	42,198
Trade & Distributors	1,387,507,962	168,704,330	53,681
Travel & Leisure	1,032,635,575	163,454,183	35,733
Utilities	750,035,763	55,146,227	21,657
Paper & Packaging	556,625,305	488,776,681	23,644
Education Services	533,234,439	294,488,557	15,935
Total	94,215,007,819	35,221,006,859	2,244,819

Listed Securities by Types

Listed Securities	Trading Value in EGP	Trading Volume	# of Trades
Stocks	94,215,007,819	35,221,006,859	2,244,819
Bonds/Bills	1,440,195,139,481	147,132,797	6,433
ETFs	5,788,385	151,033	1,018
Total	1,534,415,935,684	35,368,290,689	2,252,270

Listed Stocks By Indices

Indices	Trading Value in EGP	Trading Volume	# of Trades
EGX 30	39,163,809,439	3,626,914,036	677,959
EGX 70 EWI	37,236,248,183	22,074,022,984	866,055
EGX100 EWI	76,400,057,621	25,700,937,020	1,544,014
S&P / EGX ESG	32,254,504,138	3,933,372,526	582,285
TAMAYUZ	243,720,530	262,197,535	20,947

Listed Bonds by Types

Bond Types	Trading Value in EGP	Trading Volume	# of Trades
Treasury	1,440,195,139,481	147,132,797	6,433
Total	1,440,195,139,481	147,132,797	6,433



Annex (2)

- Main Trading Indicators of Sectors sorted by Value Traded (excluding deals)

#	Sectors	EGP Value Traded	% of Total	Volume Traded (Shares)	# of Trades	Non Egyptians Net Purchasing in EGP	Market Capital in EGP	Nominal Capital in EGP	P/E	Avg. DY%
1	Non-bank financial services	19,926,882,603	21.8%	11,321,863,435	379,233	-855,630,439	186,827,182,641	72,111,265,855	11.69	5.33
2	Real Estate	15,109,936,115	16.5%	7,881,907,207	344,066	-267,383,715	289,166,979,230	51,138,159,405	21.57	5.10
3	IT , Media & Communication Services	8,393,202,453	9.2%	4,383,772,983	147,531	-218,403,413	182,402,243,894	32,281,922,220	13.98	4.35
4	Food, Beverages and Tobacco	8,338,214,416	9.1%	3,784,593,755	236,723	-218,658,729	214,163,241,931	9,430,983,384	15.18	4.94
5	Basic Resources	7,165,037,666	7.8%	486,735,462	208,334	-33,853,533	326,432,615,769	49,274,152,601	13.71	7.86
6	Banks	5,577,833,883	6.1%	111,730,546	74,233	213,695,111	549,231,631,274	174,745,957,766	3.56	9.10
7	Building Materials	5,289,296,765	5.8%	702,052,617	154,286	-41,393,244	52,793,536,156	8,514,272,067	18.37	3.05
8	Contracting & Construction Engineering	4,931,724,483	5.4%	2,173,397,296	111,116	-667,232,014	56,686,955,592	3,601,093,445	14.19	3.55
9	Health Care & Pharmaceuticals	4,512,367,276	4.9%	901,366,957	158,071	-310,785,580	65,249,960,015	6,009,310,059	16.46	3.39
10	Textile & Durables	2,708,853,735	3.0%	548,952,524	74,524	-7,540,803	34,200,746,204	6,539,592,613	10.75	7.13
11	Energy & Support Services	2,225,890,881	2.4%	272,756,649	37,325	22,339,237	18,677,985,131	10,843,878,161	5.60	10.18
12	Industrial Goods , Services and Automobiles	1,649,545,550	1.8%	278,137,693	49,325	-61,082,482	205,081,503,557	6,064,334,850	13.16	4.70
13	Shipping & Transportation Services	1,485,359,082	1.6%	144,752,940	42,198	17,495,146	75,584,285,316	4,045,815,900	6.75	6.52
14	Trade & Distributors	1,351,950,499	1.5%	89,434,458	47,727	-26,422,018	27,682,013,573	4,035,367,139	11.34	9.23
15	Travel & Leisure	980,685,618	1.1%	128,998,445	32,183	-4,152,895	58,039,808,313	36,440,412,604	13.16	4.28
16	Utilities	750,035,763	0.8%	55,146,227	21,657	508,264	22,601,205,049	2,118,400,330	20.49	1.27
17	Paper & Packaging	556,625,305	0.6%	488,776,681	23,644	1,067,744	2,526,484,550	592,319,793	4.07	50.11
18	Education Services	533,234,439	0.6%	294,488,557	15,935	-21,869,297	29,620,698,518	2,020,866,130	42.90	4.33
Total/Avg.		91,486,676,531	100.0%	34,048,864,432	2,158,111	-2,479,302,658	2,396,969,076,711	479,808,104,323	14.27	8.02



Annex (3)

- Top 20 Brokerage Firms in Terms of Value Traded (Main Market - OTC - SME)

#	Brokerage Firm	EGP Value Traded	% of Total	Volume Traded (Shares)	# of Trades
1	Hermes Securities Brokerage	17,375,602,115	11.1%	5,282,531,839	245,662
2	Thndr Securities Brokerage	16,718,373,487	10.7%	7,423,745,770	1,197,211
3	Mubasher for Securities and Bonds	15,606,438,724	10.0%	6,414,786,272	331,029
4	Commercial International Brokerage company (CIBC)	15,322,145,215	9.8%	3,836,334,612	192,672
5	Beltone Securities Brokerage	9,559,524,670	6.1%	2,472,093,278	109,710
6	Cairo Capital Securities	9,462,419,995	6.0%	3,639,034,193	120,373
7	OSTOUL Securities Brokerage and Bond Trading	9,036,230,548	5.8%	4,320,096,444	238,865
8	Pioneers Securities	8,490,590,215	5.4%	3,944,377,942	181,863
9	EFG Hermes International Securities Brokerage	8,485,875,726	5.4%	336,037,186	74,948
10	Arabeya Online Securities	6,797,782,300	4.3%	2,418,327,057	158,112
11	Tycoon Securities	6,700,129,842	4.3%	2,910,777,862	175,695
12	Arab African International Securities and Bonds	4,964,144,017	3.2%	2,122,041,032	54,817
13	Mirage Brokerage	4,283,942,426	2.7%	2,548,333,236	127,780
14	AL Ahly Pharos Securities Brokerage	4,030,386,006	2.6%	637,484,548	68,953
15	Arqaam Securities Brokerage	3,624,588,247	2.3%	307,756,150	67,798
16	Sigma Securities and Bonds Brokerage	3,608,780,142	2.3%	1,053,992,045	70,926
17	HC Brokerage(S.A.E)	3,402,335,472	2.2%	1,703,831,944	35,792
18	Naeem Brokerage	3,098,580,467	2.0%	1,042,100,274	63,423
19	Prime Securities Brokerage	3,078,371,007	2.0%	740,668,742	42,661
20	Helwan Brokerage Co.	2,901,016,814	1.9%	1,481,240,523	88,890

Ranking of Primary / Non-Primary Dealers in Terms of Value Traded

#	Dealer	EGP Value Traded	% of Total	Volume Traded	# of Trades
1	National Bank of Egypt	779,170,920,081	27.1%	80,553,329	1,824
2	Citibank	256,863,004,797	8.9%	26,789,134	871
3	First Abu Dhabi Bank DVP	219,338,516,428	7.6%	38,576,447	479
4	Credit Agricole Egypt	162,213,804,829	5.6%	14,204,828	654
5	Arab Bank Ltd	159,386,730,542	5.5%	13,438,422	774
6	Suez Canal Bank	147,034,746,513	5.1%	7,131,947	205
7	Banque Misr	140,108,508,890	4.9%	13,286,915	1,717
8	ATTIJariwafa bank Egypt S.A.E	137,470,559,673	4.8%	7,888,496	264
9	HSBC Bank-Egypt	116,523,993,604	4.0%	10,735,921	751
10	Qatar National Bank	79,150,789,241	2.7%	6,003,643	516
11	Banque du Caire	72,634,792,657	2.5%	6,698,715	541
12	Arab African Bank	72,272,722,121	2.5%	4,189,321	762
13	Egyptian Arab Land Bank	70,085,865,524	2.4%	3,977,250	405
14	AL AHLI BANK OF KUWAIT ? EGYPT	53,122,605,009	1.8%	6,822,518	432
15	Mashreq Bank ? Egypt	45,576,650,325	1.6%	21,160,637	128
16	Egyptian Gulf Bank	41,666,327,091	1.4%	4,902,178	425
17	Housing & Development bank	39,619,819,401	1.4%	2,921,123	97
18	Emirates NBD S.A.E	36,753,600,792	1.3%	3,532,749	216
19	Abu Dhabi Commercial Bank - Egypt	35,490,092,737	1.2%	1,559,451	108
20	Commercial International Bank- Egypt	33,867,726,728	1.2%	1,795,742	339
21	Arab International bank	30,456,519,200	1.1%	1,335,200	63

#	Dealer	EGP Value Traded	% of Total	Volume Traded	# of Trades
22	Export Development Bank of Egypt	22,995,268,866	0.8%	1,417,732	148
23	AlBaraka Bank	20,290,920,965	0.7%	2,100,159	74
24	Kuwait finance House Bank ? Egypt	18,968,411,156	0.7%	1,398,469	177
25	MIDBANK S.A.E	18,211,771,967	0.6%	1,852,430	94
26	National Bank of Kuwait-Egypt	17,123,715,387	0.6%	1,460,591	106
27	Bank of Alexandria	12,595,888,082	0.4%	1,402,720	215
28	Abu Dahbi Islamic Bank	11,793,624,948	0.4%	3,144,308	201
29	The United Bank	8,373,147,777	0.3%	533,795	48
30	Societe Arabe Internationale de Banque	7,397,949,399	0.3%	622,732	77
31	Bank NXT	5,382,716,182	0.2%	992,139	64
32	Bank ABC Egypt	5,089,245,263	0.2%	477,256	59
33	Faisal Islamic Bank Of Egypt	3,359,322,788	0.1%	1,359,297	32



Annex (4)

- SME Stocks Traded in Terms of Value Traded (excluding deals)

#	Stock Name	CR	Close Price	% Chg.	Max Price	Min Price	Max in 52Wks	Min in 52Wks	EGP Value Traded	% of Total	Volume Traded (Shares)	# of Trades	No. Listed Shares	Market Capital in EGP	Paid Capital in EGP	Trailing P/E	Sector P/E	DY %	EGP Net Profit	Net Profit Date	Last Coupon	Pay Date
1	International Business Corporation For Trading and Agencies	EGP	9.010	60.32	16.9	5.3	16.9	1.39	98,725,365	16.6%	8,986,843	10,420	24,340,000	219,303,400	24,340,000	130.43	98.15		1,681,435	31/12/2024		
2	Al Moasher for Programming and Information Dissemination	EGP	3.200	52.38	3.97	2.03	5.39	1.13	77,390,280	13.0%	25,510,798	8,791	29,924,028	95,756,890	29,924,028				-7,582,619	31/12/2024		
3	Integrated Engineering Group S.A.E	EGP	0.349	24.64	0.364	0.27	0.405	0.15	75,799,285	12.7%	239,747,465	5,504	500,000,000	174,500,000	50,000,000		7.98		-6,687,000	31/12/2024		
4	Heibco for commercial investments & real estate development	EGP	4.900	7.69	5.75	4.46	5.75	1.96	68,264,845	11.5%	13,436,923	4,729	40,000,000	196,000,000	40,000,000	4.71	7.98		41,638,947	31/12/2024		
5	International company For Medical Industries -ICMI	EGP	3.750	47.64	3.9	2.5	3.9	1.4	53,623,596	9.0%	17,609,515	3,136	57,671,796	216,269,235	57,671,796		16.37		-16,301,741	31/12/2024		
6	Premium HealthCare Group	EGP	0.169	-11.52	0.195	0.167	1.89	0.14	52,853,630	8.9%	295,306,881	9,438	814,841,300	137,708,180	81,484,130	16.37	16.37		8,413,824	31/12/2023		
7	Fitness Prime	EGP	1.480	-0.67	1.6	1.45	3.86	1.35	51,949,957	8.7%	34,455,738	3,550	164,300,000	243,164,000	82,150,000	51.29	51.29		-6,239,543	31/12/2024		
8	Arab Development & Real Estate Investment	EGP	1.167	18.36	1.19	0.904	1.59	0.67	25,635,539	4.3%	24,631,746	3,168	70,270,336	82,005,482	35,135,168	281.98	12.92		290,820	31/12/2024	0.03 EGP	03/05/2018
9	Vertika for Industry & Trade	EGP	2.390	132.04	2.97	1.02	2.97	0.71	24,850,337	4.2%	13,149,831	3,796	25,694,760	61,410,476	5,138,952	102.10	93.13		601,466	31/12/2024	0.29 EGP	10/05/2020
10	Al Fanar Contracting Construction Trade Import And Export Co	EGP	3.770	42.80	4.69	2.55	4.69	1.64	20,065,298	3.4%	5,004,512	2,661	16,000,000	60,320,000	16,000,000	11.26	7.98		5,358,134	31/12/2024		
11	REKAZ Financial Holding	EGP	3.100	39.64	3.47	2.22	3.47	1.46	17,143,252	2.9%	5,854,947	2,079	20,000,000	62,000,000	20,000,000		98.15		-326,191	31/12/2024		
12	Barbary Investment Group (BIG)	EGP	0.160	3.90	0.182	0.15	0.195	0.115	10,707,126	1.8%	66,120,041	2,158	328,061,299	52,489,808	32,806,130		93.13		-57,275,404	31/12/2024		
13	First Investment Company And Real Estate Development	EGP	2.400	13.74	2.58	2.08	2.76	1.72	8,712,900	1.5%	3,739,518	979	13,750,000	33,000,000	6,875,000		12.92		-2,656,737	31/12/2024		
14	Union Pharmacist	EGP	7.030	3.99	7.55	6.6	10.7	1.63	5,566,071	0.9%	790,421	1,209	13,661,400	96,039,642	13,661,400	17.10	12.92		5,616,536	31/12/2024	0.07 EGP	12/12/2017

#	Stock Name	CR	Close Price	% Chg.	Max Price	Min Price	Max in 52Wks	Min in 52Wks	EGP Value Traded	% of Total	Volume Traded (Shares)	# of Trades	No. Listed Shares	Market Capital in EGP	Paid Capital in EGP	Trailing P/E	Sector P/E	DY %	EGP Net Profit	Net Profit Date	Last Coupon	Pay Date
	Company For Medical Services and Investment																					
15	Misr Kuwait Investment & Trading Co.	EGP	3.850	-15.20	4.32	3.52	7.46	1.15	2,463,801	0.4%	640,871	518	20,000,000	77,000,000	20,000,000				-2,606,436	31/12/2024		
16	UTOPIA	EGP	37.450	0.00	37.5	33.9	43.37	14.51	931,035	0.2%	26,304	294	3,000,000	112,350,000	15,000,000	8.74	12.92	5.34	12,860,194	31/12/2024	2.00 EGP	12/05/2025
17	El Badr Investment And Development BID	EGP	1.480	-3.90	1.5	1.41	2.19	1.35	902,954	0.2%	622,842	323	22,950,000	33,966,000	11,475,000				-524,212	31/12/2024		



Annex (5)

- Main Stocks Traded in Terms of Value Traded (excluding deals)

#	Stock Name	CR	Close Price	% Chg.	Max Price	Min Price	Max in 52Wks	Min in 52Wks	EGP Value Traded	% of Total	Volume Traded (Shares)	# of Trades	No. Listed Shares	Market Capital in EGP	Paid Capital in EGP	Trailing P/E	Sector P/E	DY%	EGP Net Profit	Net Profit Date	Last Coupon	Pay Date
1	Orascom Investment Holding	EGP	1.160	19.59	1.36	0.98	1.36	0.36	4,944,002,491	5.6%	4,150,239,498	54,762	5,245,690,620	6,085,001,119	577,025,968		13.98		-28,220,000	31/12/2023	0.10 EGP	22/06/2017
2	Beltone Holding	EGP	3.370	-9.41	3.68	3.01	3.79	1.95	4,212,997,452	4.7%	1,212,674,790	34,549	10,718,106,944	36,120,020,401	21,436,213,888	20.23	11.69		1,785,083,527	31/12/2024	4.50 EGP	14/07/2010
3	Commercial International Bank-Egypt (CIB)	EGP	94.100	11.63	95.3	83.1	95.3	73	4,173,338,327	4.7%	46,283,226	26,695	3,070,851,000	288,967,079,100	30,708,510,000	5.23	3.56	2.63	55,256,732,000	31/12/2024	2.50 EGP	10/04/2025
4	Orascom Financial Holding	EGP	0.756	29.23	0.82	0.59	0.82	0.29	3,395,826,826	3.8%	4,871,715,646	55,088	4,799,931,279	3,628,748,047	1,487,978,696		11.69		-5,245,000	31/12/2024		
5	Orascom Construction PLC	EGP	393.990	19.03	400	325.03	400	210	2,961,032,330	3.3%	8,010,257	24,168	110,243,935	43,435,007,951	839,287,077	9.18	14.19	2.84	4,729,857,520	31/12/2020	11.20 EGP	15/01/2025
6	Zahraa Maadi Investment & Development	EGP	4.140	18.97	4.22	3.49	8.05	3	2,598,063,091	2.9%	662,534,390	31,849	1,000,000,000	4,140,000,000	1,000,000,000	7.83	21.57	4.83	529,016,749	31/12/2024	0.20 EGP	30/04/2025
7	Palm Hills Development Company	EGP	8.290	-7.89	9.49	8.01	9.49	3.86	2,590,905,466	2.9%	297,652,430	38,321	2,859,914,173	23,708,688,494	5,719,828,346	6.97	21.57		3,403,477,390	31/12/2024	0.10 EGP	30/05/2022
8	EFG Holding	EGP	23.790	-9.23	26.43	23.05	31.89	17.91	2,374,365,021	2.7%	95,878,098	40,577	1,459,606,008	34,724,026,930	7,298,030,040	6.51	11.69		5,331,086,000	31/12/2024	0.65 EGP	12/06/2019
9	Alexandria Mineral Oils Company	EGP	7.370	-0.81	8.07	7.21	9.9	6.81	1,996,790,879	2.2%	259,874,532	34,754	1,291,500,000	9,518,355,000	1,291,500,000	5.39	5.60	10.18	1,765,603,509	30/06/2024	0.75 EGP	15/10/2024
10	Eastern Company	EGP	33.950	13.17	34.15	29.8	35.84	17.52	1,973,322,427	2.2%	61,848,310	9,354	3,000,000,000	101,850,000,000	3,000,000,000	25.27	15.18	7.95	4,029,941,000	30/06/2022	2.70 EGP	21/10/2024
11	Raya Holding For Financial Investments	EGP	3.170	0.63	3.45	2.99	3.74	1.92	1,761,865,836	2.0%	538,442,546	30,197	4,281,297,768	13,571,713,925	1,070,324,442	7.15	11.69	1.26	1,899,212,284	31/12/2024	0.04 EGP	10/07/2025
12	Misr National Steel - Ataqa	EGP	10.750	6.86	11.09	9.84	12.38	2.98	1,743,485,697	2.0%	166,211,161	34,636	1,200,000,000	12,900,000,000	600,000,000	22.33	13.71		577,746,437	31/12/2024	5.00 EGP	30/04/2014
13	T M G Holding	EGP	53.300	-4.05	56.99	52.5	64	46.75	1,653,018,379	1.9%	29,922,093	22,899	2,060,653,786	109,832,846,794	20,606,537,860	7.59	21.57	0.47	14,467,525,731	31/12/2024	0.25 EGP	29/05/2025
14	South Valley Cement	EGP	7.150	12.42	7.36	6.07	7.05	1.81	1,624,227,346	1.8%	244,017,950	39,066	482,256,840	3,448,136,406	2,411,284,200		18.37		-382,406,287	31/12/2024	0.20 EGP	27/07/2014
15	Fawry For Banking Technology And Electronic Payment	EGP	12.850	6.64	13.7	11.87	13.7	5.95	1,572,142,213	1.8%	122,564,132	40,197	3,406,523,244	43,773,823,685	1,703,261,622	25.03	13.98		1,749,062,190	31/12/2024		
16	Egyptian Chemical Industries (Kima)	EGP	10.150	34.44	10.7	7.45	10.7	6.75	1,547,103,048	1.7%	162,084,198	31,791	1,986,578,999	20,163,776,840	9,932,894,995	7.94	13.71		2,537,934,000	30/06/2024	5.00 EGP	19/11/2009
17	Orascom Development Egypt	EGP	22.500	4.80	23.2	20.93	27.5	10.61	1,527,422,813	1.7%	69,761,342	26,504	1,130,473,523	25,435,654,268	1,130,473,523	7.38	21.57		3,445,320,163	31/12/2024	0.20 EGP	04/06/2018
18	Dice Sport & Casual Wear	EGP	3.040	5.56	3.34	2.9	3.34	1.2	1,449,560,651	1.6%	460,744,439	27,211	1,786,644,781	5,431,400,134	357,328,956	6.03	10.75		900,939,764	31/12/2024	0.17 EGP	05/06/2024
19	Ibnsina Pharma	EGP	10.000	9.41	10.47	8.98	10.47	2.52	1,399,649,774	1.6%	141,470,577	27,055	1,008,000,000	10,080,000,000	252,000,000	16.40	16.46		614,562,345	31/12/2024	0.10 EGP	08/06/2022
20	Arabia Investments Holding	EGP	0.721	14.08	0.8	0.62	0.8	0.461	1,320,580,988	1.5%	1,864,187,638	28,739	1,558,128,698	1,123,410,791	467,438,609		11.69		-21,915,693	31/12/2024	0.20 EGP	30/01/2014
21	Abou Kir Fertilizers	EGP	49.700	-0.60	53.25	48.22	66.49	45.01	1,165,891,794	1.3%	22,968,165	37,726	1,261,875,720	62,715,223,284	1,892,813,580	4.65	13.71	15.09	13,478,405,405	30/06/2024	7.50 EGP	24/10/2024

#	Stock Name	CR	Close Price	% Chg.	Max Price	Min Price	Max in 52Wks	Min in 52Wks	EGP Value Traded	% of Total	Volume Traded (Shares)	# of Trades	No. Listed Shares	Market Capital in EGP	Paid Capital in EGP	Trailing P/E	Sector P/E	DY%	EGP Net Profit	Net Profit Date	Last Coupon	Pay Date
22	Arab Developers Holding	EGP	0.194	-14.54	0.25	0.181	0.569	0.181	1,067,958,176	1.2%	4,996,158,244	26,603	13,902,963,390	2,697,174,898	1,390,296,339	29.17	21.57		92,476,058	31/12/2024	0.02 EGP	24/04/2016
23	U Consumer Finance	EGP	8.000	-8.05	8.85	7.2	9.6	7.2	998,905,455	1.1%	123,018,239	27,539	2,106,356,523	16,850,852,184	210,635,652		11.69					
24	Act Financial	EGP	3.070	2.33	3.42	2.96	4	2.68	997,018,639	1.1%	310,737,593	12,115	1,125,685,992	3,455,855,995	281,421,498	9.73	11.69	5.54	355,338,521	31/12/2024	0.17 EGP	17/04/2025
25	Juhayna Food Industries	EGP	28.700	5.40	29.45	26.6	39.8	18.7	957,207,597	1.1%	33,667,284	25,038	941,405,082	27,018,325,853	941,405,082	9.88	15.18		2,735,394,516	31/12/2024	0.20 EGP	03/06/2024
26	Edita Food Industries S.A.E	EGP	17.050	28.49	17.82	12.8	36	12	919,128,238	1.0%	64,492,387	21,307	1,400,027,312	23,870,465,670	280,005,462	14.86	15.18	3.35	1,606,727,698	31/12/2024	1.14 EGP	30/04/2025
27	Cairo Oils & Soap	EGP	0.366	16.56	0.38	0.311	0.446	0.197	907,400,993	1.0%	2,584,081,863	29,327	3,120,000,000	1,141,920,000	312,000,000	8.54	15.18		133,755,442	31/12/2024	0.68 EGP	05/10/2005
28	Cairo Poultry	EGP	17.800	-15.28	21.35	17.11	23.88	7.25	897,861,817	1.0%	48,011,284	25,853	479,001,600	8,526,228,480	479,001,600	3.51	15.18		2,425,843,404	31/12/2024	0.85 EGP	24/10/2024
29	Egyptian Media Production City	EGP	33.200	8.14	35.5	30.24	35.5	15.7	843,299,536	0.9%	25,447,348	11,349	189,630,000	6,295,716,000	1,896,300,000	7.86	13.98		801,400,308	31/12/2024	0.50 EGP	08/08/2024
30	Egyptian Transport (EGYTRANS)	EGP	6.800	6.75	7.41	6.2	7.41	3.51	837,470,923	0.9%	120,290,698	17,506	156,062,500	1,061,225,000	156,062,500	5.19	6.75		204,561,193	31/12/2024	0.13 EGP	17/05/2023
31	GB Corp	EGP	25.490	11.31	25.49	21.55	25.24	11.6	803,639,605	0.9%	33,667,253	16,124	1,085,500,000	27,669,395,000	1,085,500,000	9.04	13.16	1.37	3,059,893,000	31/12/2024	0.35 EGP	30/04/2025
32	Heliopolis Housing	EGP	9.690	0.52	10.2	9.45	11.93	8.69	753,590,426	0.8%	76,746,623	20,668	1,335,085,200	12,936,975,588	333,771,300	5.05	21.57	13.82	2,559,832,567	31/12/2024	1.34 EGP	04/06/2025
33	Abu Dhabi Islamic Bank-Egypt	EGP	23.850	3.25	24.74	22.39	46.25	20.75	731,793,639	0.8%	30,881,819	19,910	1,200,000,000	28,620,000,000	12,000,000,000	3.17	3.56		9,015,939,000	31/12/2024	0.80 EGP	09/04/2002
34	Taqa Arabia	EGP	12.500	3.22	13.27	11.95	17.1	10.23	674,587,026	0.8%	53,273,227	18,514	1,352,353,800	16,904,422,500	676,176,900	21.40	20.49		789,913,178	31/12/2024		
35	El Ezz Porcelain (Gemma)	EGP	30.990	10.17	37	28.25	37	18.8	657,839,658	0.7%	19,935,687	18,545	53,342,513	1,653,084,478	266,712,565	22.11	18.37		74,762,106	31/12/2024	0.90 EGP	20/04/2023
36	Tenth Of Ramadan Pharmaceutical Industries&Diagnostic-Rameda	EGP	4.510	1.35	4.72	4.3	4.88	2.15	646,726,217	0.7%	143,481,686	25,685	1,510,996,292	6,814,593,277	377,749,073	16.96	16.46	2.34	401,807,134	31/12/2024	0.11 EGP	10/07/2025
37	Egypt Aluminum	EGP	168.480	6.40	180.99	157.8	195	94	631,620,135	0.7%	3,710,685	18,718	412,500,000	69,498,000,000	1,650,000,000	7.45	13.71	4.15	9,324,234,387	30/06/2024	7.00 EGP	21/11/2024
38	International Agricultural Products	EGP	18.210	-11.94	26.5	16.71	26.5	8.55	610,400,161	0.7%	27,743,511	19,722	380,000,000	6,919,800,000	760,000,000	13.33	11.34		518,972,251	30/06/2024	1.00 EGP	26/10/2023
39	Lecico Egypt	EGP	25.490	1.15	28.56	24.7	34.84	21	599,898,588	0.7%	22,361,990	14,676	80,000,000	2,039,200,000	400,000,000	2.22	18.37		919,390,055	31/12/2024	0.25 EGP	30/04/2015
40	Bonyan for Development and Trade	EGP	4.400	-11.29	5.15	4.25	5.15	4.31	581,743,365	0.7%	118,251,324	23,198	1,654,000,000	7,277,600,000	1,654,000,000		21.57					
41	Oriental Weavers	EGP	22.450	-6.11	24.3	22.01	35.12	19.66	552,735,656	0.6%	23,601,214	19,405	665,107,268	14,931,658,167	665,107,268	5.87	10.75	7.13	2,541,681,817	31/12/2024	1.60 EGP	30/04/2025
42	Misr Cement (Qena)	EGP	79.000	49.82	88.99	51.05	75.75	16	537,602,837	0.6%	8,525,212	13,528	96,000,000	7,584,000,000	960,000,000	27.95	18.37	1.27	271,383,437	31/12/2024	1.00 EGP	26/06/2025
43	Memphis Pharmaceuticals	EGP	94.860	28.14	98	73.9	102.5	31	531,132,135	0.6%	6,169,838	13,717	22,750,000	2,158,065,000	227,500,000	11.27	16.46	1.04	191,458,483	30/06/2024	4.00 EGP	17/11/2024
44	Universal For Paper and Packaging Materials (Unipack)	EGP	0.911	-30.46	1.34	0.886	1.44	0.4	526,940,267	0.6%	485,839,779	21,282	763,814,202	695,834,738	76,381,420	7.41	4.07		93,953,499	31/12/2024	0.01 EGP	20/06/2021
45	Madinet Masr For Housing and Development	EGP	4.590	1.10	4.9	4.47	4.9	3.53	514,827,252	0.6%	109,700,296	15,107	2,135,000,000	9,799,650,000	2,135,000,000	3.33	21.57	5.45	2,946,567,089	31/12/2024	0.25 EGP	29/05/2025
46	Arabian Cement Company	EGP	39.030	5.49	39.84	32.66	39.24	8.7	496,076,435	0.6%	13,748,387	11,981	378,739,700	14,782,210,491	757,479,400	12.74	18.37	4.06	1,160,135,122	31/12/2024	1.59 EGP	12/01/2025
47	Emaar Misr for Development	EGP	8.510	-8.69	9.41	8.3	10.15	5.76	493,808,490	0.6%	55,445,140	14,662	5,446,929,384	46,353,369,058	5,446,929,384	3.01	21.57		15,404,806,399	31/12/2024		
48	Sidi Kerir Petrochemicals - SIDPEC	EGP	19.320	-2.96	21.15	19.04	30.2	16.61	485,046,966	0.5%	24,124,104	15,656	907,200,000	17,527,104,000	1,814,400,000	6.90	13.71	5.18	2,539,389,559	31/12/2024	1.00 EGP	29/05/2025

#	Stock Name	CR	Close Price	% Chg.	Max Price	Min Price	Max in 52Wks	Min in 52Wks	EGP Value Traded	% of Total	Volume Traded (Shares)	# of Trades	No. Listed Shares	Market Capital in EGP	Paid Capital in EGP	Trailing P/E	Sector P/E	DY%	EGP Net Profit	Net Profit Date	Last Coupon	Pay Date
49	El Shams Housing & Urbanization	EGP	7.130	-4.55	8	7	8.36	5.51	477,931,505	0.5%	62,417,165	11,342	226,875,000	1,617,618,750	226,875,000	10.12	21.57	0.70	159,780,661	31/12/2024	0.05 EGP	07/07/2025
50	Telecom Egypt	EGP	41.000	7.89	41	36.81	40.9	29.8	435,916,737	0.5%	11,303,853	15,376	1,707,071,600	69,989,935,600	17,070,716,000	6.92	13.98	3.66	10,111,328,000	31/12/2024	1.50 EGP	24/04/2025
51	The Arab Ceramic CO.- Ceramica Remas	EGP	1.560	13.87	1.59	1.22	1.57	0.7	425,913,087	0.5%	305,327,249	10,744	718,750,000	1,121,250,000	179,687,500	19.09	18.37		58,747,063	31/12/2024	0.03 EGP	24/04/2024
52	Nasr Company for Civil Works	EGP	6.460	33.47	7.2	4.84	7.2	3.47	405,143,797	0.5%	67,842,346	10,806	161,384,390	1,042,543,159	161,384,390	15.30	14.19		68,149,596	31/12/2024	0.50 EGP	29/04/2020
53	Misr Fertilizers Production Company - Mopco	EGP	26.950	-28.27	40.3	26.55	50.38	26.55	382,807,968	0.4%	10,796,271	18,377	2,868,140,263	77,296,380,088	28,681,402,630	5.11	13.71	9.41	15,119,739,368	31/12/2024	3.50 EGP	07/05/2025
54	Six of October Development & Investment (SODIC)	EGP	57.910	-1.76	61.49	57	76.79	35	366,423,438	0.4%	6,195,695	5,874	356,197,368	20,627,389,581	1,424,789,472	8.13	21.57		2,535,855,555	31/12/2024	0.55 EGP	09/06/2021
55	Alexandria Containers and goods	EGP	21.370	-10.96	24.79	20.92	52.49	19.55	359,174,071	0.4%	15,369,596	14,627	2,979,506,800	63,672,060,316	1,489,753,400	10.13	6.75	0.68	6,283,245,000	30/06/2024	0.00 USD	28/11/2024
56	Iron And Steel for Mines and Quarries	EGP	5.220	2.76	5.44	4.95	6.97	3.34	350,240,544	0.4%	67,884,805	13,680	976,872,278	5,099,273,291	195,374,456	40.49	13.71	1.92	125,951,197	30/06/2024	0.10 EGP	21/11/2024
57	MM Group For Industry And International Trade	EGP	8.250	2.10	9.03	8.01	9.15	5.8	346,420,574	0.4%	40,655,338	11,892	1,510,620,118	12,462,615,974	936,584,473	11.42	11.34		1,091,416,101	31/12/2024		
58	Aspire Capital Holding For Financial Investments	EGP	0.293	8.52	0.307	0.271	0.386	0.235	346,413,771	0.4%	1,197,122,554	12,319	1,968,805,160	576,859,912	393,761,032	8.50	11.69		67,881,004	31/12/2024	0.05 EGP	11/05/2010
59	B Investments Holding	EGP	29.470	-26.33	37.51	28.5	40	20.01	344,934,881	0.4%	10,909,587	11,834	218,362,786	6,435,151,303	1,091,813,930	3.89	11.69	4.13	1,655,571,043	31/12/2024	0.03 USD	24/06/2025
60	Sinai Cement	EGP	42.700	-1.64	48	40.5	49	8.62	343,273,887	0.4%	7,857,445	12,597	260,812,477	11,136,692,768	2,608,124,770	3.62	18.37		3,077,526,065	31/12/2024	1.00 EGP	09/04/2015
61	Egyptian for Tourism Resorts	EGP	7.970	-6.57	8.89	7.31	12.9	4.44	337,849,365	0.4%	40,557,712	7,378	1,050,000,000	8,368,500,000	1,050,000,000	23.84	13.16		351,057,304	31/12/2024	0.20 EGP	05/06/2008
62	Creast Mark For Contracting And Real Estate Development	EGP	0.650	-6.20	0.719	0.627	1.07	0.27	320,963,811	0.4%	481,112,810	16,550	561,255,744	364,816,234	89,800,919		14.19		-51,512,978	31/12/2024		
63	Sabaa International Company for Pharmaceutical and Chemical	EGP	2.750	76.28	2.85	1.52	2.83	0.62	314,996,239	0.4%	131,857,439	14,721	250,000,000	687,500,000	100,000,000		16.46		-18,038,915	31/12/2024		
64	El Ahli Investment and Development	EGP	30.880	5.97	36	29.16	36.8	23.9	308,076,064	0.3%	9,392,830	7,967	18,000,000	555,840,000	180,000,000	17.12	11.69		32,468,709	31/12/2024	1.70 EGP	04/04/1999
65	Atlas For Investment and Food Industries	EGP	2.320	13.73	2.39	1.88	2.39	0.4	307,144,914	0.3%	144,560,629	8,338	651,285,400	1,510,982,128	65,128,540		21.57		-6,089,671	31/12/2024		
66	ELSWEDY ELECTRIC	EGP	74.490	-0.77	78.79	74	114.99	38.01	305,448,405	0.3%	3,999,896	10,019	2,140,777,876	159,466,543,983	2,140,777,876	8.47	13.16	1.34	18,837,209,373	31/12/2024	1.00 EGP	15/05/2025
67	International Company For Fertilizers & Chemicals	EGP	24.600	6.45	25.88	22.02	27	9.4	296,460,964	0.3%	12,341,269	7,477	67,500,000	1,660,500,000	135,000,000	7.26	11.34		228,736,261	31/12/2024	0.20 EGP	30/09/2014
68	E-finance For Digital and Financial Investments	EGP	12.200	-4.69	12.94	11.87	29.99	10.9	292,567,940	0.3%	23,702,893	12,724	3,466,666,667	42,293,333,337	1,733,333,334	23.07	13.98	0.93	1,832,998,486	31/12/2024	0.11 EGP	25/06/2025
69	Egyptian International Pharmaceuticals (EIPICO)	EGP	50.980	0.79	58	49.51	58	35.06	291,417,282	0.3%	5,544,322	7,526	168,755,750	8,603,168,135	1,687,557,500	7.84	16.46	5.19	1,096,923,604	31/12/2024	3.00 EGP	24/04/2025
70	Canal Shipping Agencies	EGP	29.170	-13.90	34	29.05	36.65	16.3	288,714,087	0.3%	9,092,646	10,065	300,000,000	8,751,000,000	300,000,000	12.05	6.75	7.03	726,370,156	30/06/2024	2.05 EGP	03/12/2024
71	El Arabia Engineering Industries	EGP	1.840	10.84	1.95	1.66	2.21	1.08	288,376,072	0.3%	157,357,786	9,195	222,114,680	408,691,011	83,293,005	9.83	13.16		41,555,654	31/12/2024	0.04 EGP	22/04/2024
72	Taaleem Management Services	EGP	10.580	0.38	11.5	10.44	12.6	7.07	285,080,238	0.3%	26,813,222	2,088	730,250,000	7,726,045,000	730,250,000	14.00	42.90		551,810,390	31/08/2024		
73	Copper For Commercial Investment & Real Estate Development	EGP	0.800	19.40	0.838	0.64	0.874	0.318	277,034,398	0.3%	372,383,254	10,722	525,547,440	420,437,952	78,832,116	104.75	14.19		4,013,856	31/12/2024	2.90 EGP	14/07/2014
74	Obour Land For Food Industries	EGP	21.290	-13.77	23.3	20.55	24.8	9.15	269,137,228	0.3%	12,297,206	10,853	400,000,000	8,516,000,000	400,000,000	8.52	15.18	9.39	1,000,101,770	31/12/2024	2.00 EGP	27/03/2025
75	Extracted Oils	EGP	3.950	14.16	4.5	3.4	4.5	1.98	266,089,824	0.3%	67,539,818	10,721	200,000,000	790,000,000	200,000,000	657.24	15.18	1.27	1,202,000	30/06/2024	0.05 EGP	09/04/2025
76	Arab Pharmaceuticals	EGP	128.980	-35.98	212.99	98.15	217.9	76.02	243,294,307	0.3%	1,788,417	11,317	12,000,000	1,547,760,000	120,000,000	15.05	16.46	3.24	102,823,835	30/06/2024	8.35 EGP	30/10/2024

#	Stock Name	CR	Close Price	% Chg.	Max Price	Min Price	Max in 52Wks	Min in 52Wks	EGP Value Traded	% of Total	Volume Traded (Shares)	# of Trades	No. Listed Shares	Market Capital in EGP	Paid Capital in EGP	Trailing P/E	Sector P/E	DY%	EGP Net Profit	Net Profit Date	Last Coupon	Pay Date
77	Ismailia National Food Industries	EGP	80.880	2.22	93.5	79.22	128.5	50.13	236,449,880	0.3%	2,740,732	8,597	14,547,500	1,176,601,800	72,737,500	12.33	15.18	0.31	95,387,363	31/12/2024	0.25 EGP	30/04/2025
78	Arab Valves Company	EGP	3.990	-2.92	4.22	3.85	7.5	1.46	232,638,454	0.3%	57,450,613	12,127	74,942,787	299,021,720	74,942,787	111.93	18.37		2,671,473	31/12/2024	0.10 EGP	15/05/2024
79	Maridive & oil services	USD	0.350	-1.13	0.42	0.338	0.432	0.239	229,100,002	0.3%	12,882,117	2,571	470,255,740	8,017,352,491	9,162,688,561	7.51	5.60		1,067,200,188	31/12/2024	0.06 USD	31/05/2011
80	Rowad Tourism (Al Rowad)	EGP	25.540	-1.77	27.26	24.35	49.96	23.14	228,484,392	0.3%	8,771,575	7,549	17,311,800	442,143,372	173,118,000		13.16		-13,704,661	31/12/2024	1.50 EGP	03/06/2020
81	Digitize for Investment And Technology	EGP	6.390	24.56	6.39	4.81	6.17	1.24	225,457,342	0.3%	39,824,528	7,916	108,000,000	690,120,000	108,000,000	26.50	13.98		26,045,378	31/12/2024		
82	Golden Textiles & Clothes Wool	EGP	38.630	37.96	46.9	26.71	46.9	20.15	220,991,948	0.2%	5,937,934	11,078	14,283,363	551,766,313	142,833,630	6.24	10.75		88,390,262	31/12/2024	0.50 EGP	15/08/2018
83	Arab Moltaka Investments Co	EGP	2.850	7.14	3.14	2.57	3.21	1.6	220,459,200	0.2%	75,421,592	7,080	510,570,561	1,455,126,099	510,570,561	5.61	11.69	4.91	259,442,251	31/12/2024	0.14 EGP	08/05/2025
84	Credit Agricole Egypt	EGP	18.400	4.55	18.91	17.47	23.45	16	218,978,696	0.2%	11,979,810	6,677	1,250,000,000	23,000,000,000	5,000,000,000	2.86	3.56	17.39	8,030,281,000	31/12/2024	3.20 EGP	17/04/2025
85	El-Nile Co. For Pharmaceuticals And Chemical Industries	EGP	59.710	22.26	65.98	48.3	114.37	44	214,607,342	0.2%	3,664,623	10,155	30,000,000	1,791,300,000	300,000,000	19.85	16.46	2.10	90,226,138	30/06/2024	3.71 EGP	21/11/2024
86	Egyptian Financial & Industrial	EGP	252.270	22.11	283	200.2	283	92.44	212,621,787	0.2%	897,057	5,721	72,766,714	18,356,858,941	727,667,140	10.49	13.71	5.95	1,750,035,281	31/12/2024	15.00 EGP	30/04/2025
87	Al Khair River For Development Agricultural Investment&Envir	EGP	0.534	-5.15	0.576	0.53	0.67	0.466	211,148,445	0.2%	378,450,773	10,827	2,000,000,000	1,068,000,000	200,000,000	16.57	15.18		64,437,936	31/12/2024		
88	Amer Group Holding	EGP	1.270	-4.51	1.39	1.25	1.5	0.76	211,105,935	0.2%	158,440,133	6,894	902,789,840	1,146,543,097	631,952,888	15.55	21.57		73,716,450	31/12/2024	0.02 EGP	19/03/2018
89	Sharm Dreams Co. for Tourism Investment	EGP	17.240	1.35	18.54	17.02	19.95	13.35	209,925,659	0.2%	11,739,595	6,350	52,985,460	913,469,330	529,854,600	19.56	13.16		46,694,000	31/12/2024	0.50 EGP	18/08/2010
90	AJWA for Food Industries company Egypt	EGP	123.780	7.49	132.01	114.51	139	49.01	203,724,987	0.2%	1,638,784	5,889	20,095,300	2,487,396,234	200,953,000	54.81	15.18		45,382,084	31/12/2023	2.50 EGP	17/05/1998
91	Gogreen for Agricultural Investment	EGP	1.026	13.50	1.09	0.82	2.12	0.711	203,718,593	0.2%	221,230,726	8,994	1,400,000,000	1,436,400,000	140,000,000	25.03	15.18		57,396,368	31/12/2024		
92	Arab Co. for Asset Management And Development	EGP	0.960	2.67	0.992	0.903	1.14	0.701	193,956,380	0.2%	203,851,499	7,999	1,324,079,405	1,271,116,229	132,407,941		21.57		-14,091,670	31/12/2024	0.14 EGP	28/11/2019
93	Certificates of Odin Egyptian Equity Investment Fund-KASAB	EGP	4.690	-13.63	7.09	4.3	8.07	1.2	191,627,143	0.2%	36,220,569	9,971	20,184,548	94,665,530	20,184,548	16.91	11.69		5,599,705	31/12/2024		
94	Medical Packaging Company	EGP	1.210	0.83	1.31	1.17	1.51	1.02	189,067,265	0.2%	151,483,032	6,565	655,000,000	792,550,000	131,000,000	21.67	16.46		36,577,567	31/12/2024		
95	Arab Real Estate Investment CO.-ALICO	EGP	2.260	6.60	2.43	2.08	2.8	0.9	188,144,637	0.2%	82,522,771	7,236	246,400,000	556,864,000	246,400,000	96.73	21.57		5,756,663	31/12/2024	14.50 EGP	18/04/2000
96	Wadi Kom Ombo Land Reclamation	EGP	141.370	-11.74	166	135	166	80.11	182,372,011	0.2%	1,228,293	9,157	5,600,000	791,672,000	28,000,000	18.36	14.19	2.48	43,114,007	30/06/2024	3.50 EGP	19/12/2024
97	Mansourah Poultry	EGP	1.560	-1.27	1.77	1.55	2.12	0.9	177,966,487	0.2%	107,376,689	9,199	625,000,000	975,000,000	125,000,000	6.39	15.18		152,691,009	31/12/2024	0.60 EGP	31/05/2017
98	Arab Cotton Ginning	EGP	8.540	-17.73	9.97	8.36	10.38	5.32	177,264,685	0.2%	19,396,845	5,254	264,815,881	2,261,527,624	1,191,671,465	3.43	10.75		660,176,000	30/06/2024	0.25 EGP	24/01/2024
99	Industrial & Engineering Enterprises Co.	EGP	0.324	-0.92	0.357	0.32	0.409	0.219	174,348,126	0.2%	512,098,659	8,515	1,458,000,000	472,392,000	291,600,000	28.51	14.19		16,571,377	31/12/2024	1.50 EGP	11/02/2002
100	Egyptian Iron & Steel	EGP	35.090	-8.36	38.49	32.51	56.75	23.76	172,282,535	0.2%	4,999,910	8,658	976,872,278	34,278,448,235	1,758,370,100		13.71		-646,923,187	30/06/2021	0.40 EGP	20/11/2008
101	Al Tawfeek Leasing Company-A.T.LEASE	EGP	3.590	-12.44	4.21	3.58	5.5	3.3	170,861,523	0.2%	44,605,417	7,720	400,000,000	1,436,000,000	1,000,000,000	6.64	11.69	7.31	216,148,281	31/12/2024	0.47 EGP	22/04/2025
102	Misr Chemical Industries	EGP	29.990	9.93	32.9	27	46.9	23.02	166,663,901	0.2%	5,507,642	8,209	109,687,500	3,289,528,125	438,750,000	4.93	13.71	13.34	667,432,000	30/06/2024	4.00 EGP	28/11/2024
103	Delta Sugar	EGP	50.490	0.18	52.83	48.5	74.4	43.95	163,907,402	0.2%	3,231,372	8,084	142,198,075	7,179,580,807	710,990,375	5.69	15.18		1,261,898,807	31/12/2024	5.00 EGP	26/12/2024

#	Stock Name	CR	Close Price	% Chg.	Max Price	Min Price	Max in 52Wks	Min in 52Wks	EGP Value Traded	% of Total	Volume Traded (Shares)	# of Trades	No. Listed Shares	Market Capital in EGP	Paid Capital in EGP	Trailing P/E	Sector P/E	DY%	EGP Net Profit	Net Profit Date	Last Coupon	Pay Date
104	El Obour Real Estate Investment	EGP	10.260	5.66	11.1	9.73	14.16	5.46	162,422,675	0.2%	15,538,751	8,893	40,000,000	410,400,000	200,000,000	41.81	21.57		9,815,069	31/12/2023	0.30 EGP	31/08/2020
105	Gharbia Islamic Housing Development	EGP	34.000	22.13	34.34	27	35.49	19.66	159,015,804	0.2%	5,054,461	7,151	5,625,000	191,250,000	22,500,000	95.94	21.57		1,993,418	31/12/2024	0.20 EGP	13/06/2018
106	Alexandria Spinning & Weaving (SPINALEX)	EGP	10.660	-13.68	13.05	10.42	13.05	5.15	157,517,234	0.2%	12,815,266	2,700	360,720,911	3,845,284,911	721,441,822	33.37	10.75		115,232,752	30/06/2024	0.05 EGP	14/12/2023
107	Alexandria New Medical Center	EGP	28.150	13.97	33	22.06	35.7	5.91	153,891,118	0.2%	5,424,134	9,225	124,581,600	3,506,972,040	124,581,600	117.62	16.46		29,816,284	31/12/2024	0.80 EGP	15/06/2022
108	Elsaeed Contracting& Real Estate Investment Company SCCD	EGP	1.030	1.48	1.08	1	1.2	0.69	152,069,951	0.2%	146,783,269	5,449	725,231,685	746,988,636	725,231,685	8.11	21.57		92,127,205	31/12/2024	0.10 EGP	23/11/2014
109	Glaxo Smith Kline	EGP	43.020	12.91	46.89	37.7	47.3	24.7	149,837,393	0.2%	3,474,202	7,441	83,514,200	3,592,780,884	835,142,000	20.65	16.46		173,980,763	31/12/2024	0.75 EGP	22/07/2024
110	Rubex International for Plastic and Acrylic Manufacturing	EGP	10.800	18.42	11.87	9.08	13.48	4.16	145,551,074	0.2%	13,788,227	7,755	57,579,946	621,863,417	143,949,865	33.21	18.37		18,723,584	31/12/2024	0.20 EGP	31/05/2012
111	Egypt for Poultry	EGP	6.650	5.56	7.39	6.26	7.39	3.15	143,436,792	0.2%	21,222,446	5,871	42,570,000	283,090,500	85,140,000		15.18		-6,343,147	31/12/2024	0.25 EGP	15/08/2004
112	Misr Beni Suef Cement	EGP	157.050	8.53	180.9	133	175	32.6	142,104,858	0.2%	942,865	8,110	61,135,918	9,601,395,922	611,359,180	26.01	18.37	3.82	369,102,348	31/12/2023	6.00 EGP	20/07/2025
113	The Arab Dairy Products Co. Arab Dairy - Panda	EGP	2.850	-7.17	3.17	2.83	4.2	1.7	141,807,869	0.2%	46,980,779	7,169	500,000,000	1,425,000,000	500,000,000	14.68	15.18		97,085,359	31/12/2024	0.50 EGP	29/04/2013
114	Engineering Industries (ICON)	EGP	23.390	-0.59	26.59	23.1	27.4	18	135,389,359	0.2%	5,374,350	5,930	145,500,000	3,403,245,000	582,000,000	2.68	14.19	5.34	1,268,633,709	31/12/2024	1.25 EGP	08/05/2025
115	El Kahera Housing	EGP	2.050	-3.30	2.25	2.01	2.85	1.33	135,072,494	0.2%	63,072,942	5,904	1,061,008,318	2,175,067,052	530,504,159	1.85	21.57		1,176,239,345	31/12/2024	0.25 EGP	28/11/2013
116	Electro Cable Egypt	EGP	2.720	-1.81	3.03	2.68	3.29	2.4	131,658,484	0.1%	45,627,102	6,925	3,313,540,373	9,012,829,815	662,708,075	6.80	13.16		1,326,313,105	31/12/2024	0.05 EGP	18/09/2014
117	Egyptians For Investment & Urban Development	EGP	0.250	2.46	0.266	0.242	0.359	0.18	131,341,451	0.1%	514,644,734	6,723	1,500,000,000	375,000,000	150,000,000	25.00	14.19		14,997,305	31/12/2024	0.08 EGP	10/08/2011
118	Acrow Misr	EGP	76.190	20.06	89	62.05	89	40.75	128,729,344	0.1%	1,661,138	5,106	55,054,690	4,194,616,831	550,546,900	3.67	14.19		1,142,606,885	31/12/2024	3.75 EGP	12/12/2024
119	Egyptian Real Estate Group	EGP	0.960	-4.00	1.06	0.94	1.27	0.62	128,288,141	0.1%	129,180,171	6,018	400,000,000	384,000,000	80,000,000	896.98	21.57		428,103	31/12/2024	0.50 EGP	20/07/2020
120	Egyptians Housing Development & Reconstruction	EGP	0.374	-3.36	0.404	0.37	0.46	0.321	124,605,342	0.1%	321,111,634	5,252	3,360,000,000	1,256,640,000	336,000,000	19.25	21.57	5.35	65,295,251	31/12/2024	0.02 EGP	14/04/2025
121	Kafr El Zayat Pesticides	EGP	9.230	-31.38	14.59	9.1	14.59	6.37	122,632,663	0.1%	9,340,951	6,182	240,089,400	2,216,025,162	240,089,400	8.34	13.71		265,693,830	31/12/2024	0.60 EGP	07/04/2024
122	Ismailia Misr Poultry	EGP	10.200	1.39	10.65	9.9	11.98	7	122,595,801	0.1%	11,818,340	5,052	89,856,499	916,536,290	359,425,996	24.40	15.18		37,564,567	31/12/2024	0.20 EGP	15/04/2019
123	Pioneers Properties For Urban Development - PRE Group	EGP	3.360	2.13	3.54	3.25	3.76	2.61	122,036,155	0.1%	35,756,370	3,743	1,047,150,160	3,518,424,538	4,712,175,720	2.78	21.57		1,265,926,150	31/12/2024		
124	The Egyptian Modern Education Systems	EGP	0.450	-8.16	0.498	0.431	0.547	0.232	121,934,626	0.1%	261,504,608	5,868	1,005,000,000	452,250,000	100,500,000	82.44	42.90		5,485,632	30/06/2023		
125	ODIN Investments	EGP	1.590	1.92	1.68	1.53	2.18	1.32	121,184,830	0.1%	75,302,608	5,160	600,000,000	954,000,000	150,000,000	5.96	11.69	5.24	160,200,393	30/06/2024	0.10 EGP	06/10/2024
126	Ismailia Development and Real Estate Co	EGP	27.300	4.08	29.29	25.8	37.79	13.6	120,603,377	0.1%	4,364,952	5,910	36,838,250	1,005,684,225	147,353,000	73.71	21.57		13,643,542	31/12/2024		
127	ASEC Company For Mining - ASCOM	EGP	34.810	1.22	36.87	33	45.49	28.15	118,721,794	0.1%	3,366,218	5,286	50,000,000	1,740,500,000	500,000,000		13.71		-331,823,936	31/12/2024		
128	El Nasr Clothes & Textiles (Kabo)	EGP	5.200	-18.37	6.36	5.03	6.9	2.17	118,333,013	0.1%	21,575,406	6,538	564,693,841	2,936,407,973	564,693,841	14.12	10.75		207,919,377	30/06/2024	2.00 EGP	29/05/2000
129	Macro Group Pharmaceuticals -Macro Capital	EGP	2.110	-0.47	2.49	2.04	2.7	1.58	116,609,732	0.1%	52,945,660	5,978	570,206,456	1,203,135,622	114,041,291		16.46		-38,043,973	31/12/2024	0.11 EGP	20/04/2023
130	Giza General Contracting	EGP	0.535	1.13	0.578	0.52	0.6	0.35	114,440,764	0.1%	207,798,228	5,263	1,442,710,215	771,849,965	288,542,043	10.78	14.19		71,576,569	31/12/2024	0.60 EGP	12/02/2009

#	Stock Name	CR	Close Price	% Chg.	Max Price	Min Price	Max in 52Wks	Min in 52Wks	EGP Value Traded	% of Total	Volume Traded (Shares)	# of Trades	No. Listed Shares	Market Capital in EGP	Paid Capital in EGP	Trailing P/E	Sector P/E	DY%	EGP Net Profit	Net Profit Date	Last Coupon	Pay Date
131	Al Baraka Bank Egypt	EGP	12.490	8.23	12.8	11.38	14.8	10	113,614,588	0.1%	9,319,596	4,966	727,139,130	9,081,967,734	5,089,973,910	3.02	3.56	6.81	3,005,594,000	31/12/2024	0.85 EGP	16/04/2025
132	Arabian Food Industries DOMTY	EGP	21.560	4.20	22.6	20	29.45	10.07	109,769,204	0.1%	5,131,961	4,653	282,608,695	6,093,043,464	56,521,739	12.16	15.18	3.94	501,179,661	31/12/2024	0.85 EGP	26/05/2025
133	CI Capital Holding For Financial Investments	EGP	6.860	11.00	7.29	6.15	7.29	4.3	107,506,278	0.1%	15,871,929	5,842	1,000,000,000	6,860,000,000	1,000,000,000	3.08	11.69	10.20	2,229,439,816	31/12/2024	0.70 EGP	29/05/2025
134	Contact Financial Holding	EGP	5.470	3.21	6.2	4.51	6.2	3.77	105,153,343	0.1%	18,401,948	4,731	1,196,974,000	6,547,447,780	191,515,840	8.97	11.69		729,955,481	31/12/2024	0.25 EGP	13/04/2023
135	Prime Holding	EGP	0.980	-6.67	1.09	0.98	1.31	0.55	103,637,108	0.1%	101,098,167	5,467	350,000,000	343,000,000	350,000,000	8.24	11.69		41,651,040	31/12/2024	0.30 EGP	17/04/2019
136	Osool ESB Securities Brokerage	EGP	1.130	7.93	1.3	0.99	1.54	0.265	102,015,966	0.1%	86,882,653	6,724	400,000,000	452,000,000	40,000,000	32.84	11.69		13,763,245	31/12/2024	0.38 EGP	24/11/2010
137	Housing & Development Bank	EGP	59.960	-4.76	64	59.16	67.99	41.01	101,196,579	0.1%	1,650,283	4,270	531,300,000	31,856,748,000	5,313,000,000	2.56	3.56	8.34	12,453,812,253	31/12/2024	5.00 EGP	15/04/2025
138	M.B Engineering	EGP	2.720	13.81	2.93	2.3	3.28	1.2	87,675,297	0.1%	34,499,648	5,158	202,544,221	550,920,281	101,272,111	46.98	13.16		11,727,448	31/12/2024		
139	Development & Engineering Consultants	EGP	52.090	7.34	56.88	48.5	71.38	42.5	86,758,285	0.1%	1,614,499	4,070	23,522,400	1,225,281,816	329,313,600	23.47	21.57		52,207,698	31/12/2024	1.00 EGP	26/04/2018
140	General Company For Land Reclamation,Development & Reconstru	EGP	73.550	-8.36	94.95	71	94.95	32.33	85,287,907	0.1%	1,087,507	5,974	6,510,000	478,810,500	65,100,000	8,497.68	14.19		56,346	30/06/2024	0.83 EGP	20/10/2005
141	Mena Touristic & Real Estate Investment	EGP	4.850	5.21	5.25	4.4	6.46	1.43	84,325,451	0.1%	17,155,354	4,558	241,921,635	1,173,319,930	241,921,635		21.57		-25,688,029	31/12/2024	1.25 EGP	03/05/2007
142	Ceramic & Porcelain	EGP	10.060	-2.61	10.84	10.01	14.1	8.04	84,170,541	0.1%	8,096,992	5,157	50,365,900	506,680,954	100,731,800		18.37		-104,511,285	30/06/2024	0.09 EGP	08/11/2017
143	Sharkia National Food	EGP	8.690	0.12	8.85	8.02	8.85	2.4	83,035,593	0.1%	9,825,724	4,320	163,927,120	1,424,526,673	81,963,560	5,059.34	15.18		281,564	31/12/2024	0.10 EGP	27/04/2015
144	Speed Medical	EGP	0.335	-4.29	0.358	0.333	0.459	0.311	82,898,867	0.1%	239,530,756	5,326	1,663,716,715	557,345,100	332,743,343		16.46		-79,999,474	31/12/2024		
145	Alexandria Flour Mills	EGP	29.320	-5.33	33.69	29	35.1	18.85	79,407,160	0.1%	2,536,640	4,196	32,891,778	964,386,931	164,458,890	17.37	15.18	2.56	55,531,000	30/06/2024	0.75 EGP	07/11/2024
146	Misr Oils & Soap	EGP	160.760	102.39	205	74.05	176.52	45	78,085,385	0.1%	596,374	5,629	6,000,000	964,560,000	60,000,000	1,181.75	15.18		816,214	30/06/2024	0.60 EGP	16/12/2012
147	Cleopatra Hospital Company	EGP	8.250	-5.17	8.7	7.9	9.44	6.1	76,973,155	0.1%	9,321,810	4,214	1,445,434,203	11,924,832,175	722,717,102	14.60	16.46		817,011,989	31/12/2024		
148	Misr Hotels	EGP	28.010	-4.14	30.3	27.4	137.97	19.08	76,782,812	0.1%	2,674,242	2,998	396,000,000	11,091,960,000	396,000,000	7.63	13.16	4.28	1,454,240,169	30/06/2024	1.20 EGP	10/10/2024
149	Raya Customer Experience	EGP	7.100	-3.40	7.55	6.75	7.86	5.26	76,107,657	0.1%	10,679,116	5,113	205,122,987	1,456,373,208	102,561,494	4.28	13.98		339,880,855	31/12/2024	0.85 EGP	12/06/2019
150	Natural Gas & Mining Project (Egypt Gas)	EGP	39.500	-2.37	41.38	38.05	56.99	23.8	75,448,737	0.1%	1,873,000	3,143	144,222,343	5,696,782,549	1,442,223,430	19.58	20.49	1.27	290,960,611	31/12/2024	0.50 EGP	30/04/2025
151	Export Development Bank of Egypt	EGP	18.700	-1.63	19.29	18.25	22.9	14.83	70,792,024	0.1%	3,773,759	2,314	989,666,832	18,506,769,758	9,896,668,320	3.55	3.56		5,219,712,000	31/12/2024	1.00 EGP	28/10/2019
152	Cairo For Investment And Real Estate Developments-CIRA Edu	EGP	13.900	0.80	14.31	13.5	18	12	66,453,248	0.1%	4,754,459	2,824	582,790,325	8,100,785,518	233,116,130	66.10	42.90	1.85	122,549,066	31/08/2023	0.26 EGP	31/10/2024
153	Arab Aluminum	EGP	13.010	0.46	14.36	12.8	15.91	10.5	65,918,833	0.1%	4,844,295	3,694	42,390,300	551,497,803	42,390,300	30.32	13.71		18,187,203	31/12/2024	0.08 EGP	02/06/2024
154	El Wadi For International and Investement Development	EGP	1.270	-11.19	1.54	1.21	1.65	0.57	65,635,573	0.1%	48,248,340	3,815	182,000,000	231,140,000	182,000,000		13.16		-13,906,073	31/12/2024	0.44 EGP	02/06/2013
155	Samad Misr -EGYFERT	EGP	189.230	-12.60	221.95	186	259.99	40.4	59,318,185	0.1%	295,135	4,677	9,600,000	1,816,608,000	48,000,000	16.35	11.34		111,115,573	31/12/2024	6.31 EGP	06/10/2024
156	Gulf Canadian Real Estate Investment Co.	EGP	4.170	-3.02	4.43	3.97	54.6	3.25	57,538,244	0.1%	13,810,553	4,292	60,000,000	250,200,000	30,000,000		21.57		-741,081	31/12/2024	0.24 EGP	28/04/2016
157	Egyptians Real Estate Fund Certificates	EGP	12.870	17.21	16.38	12.03	16.38	8.06	55,843,812	0.1%	3,851,277	5,809	18,003,720	231,707,876	180,037,200	6.35	11.69		36,514,898	31/12/2024		
158	Remco for Touristic Villages Construction	EGP	3.420	-6.30	3.7	3.23	4.64	1.86	53,315,050	0.1%	15,215,844	3,683	246,797,813	844,048,520	2,467,978,130	0.30	13.16		2,810,705,840	31/12/2024	1.25 EGP	07/08/2008

#	Stock Name	CR	Close Price	% Chg.	Max Price	Min Price	Max in 52Wks	Min in 52Wks	EGP Value Traded	% of Total	Volume Traded (Shares)	# of Trades	No. Listed Shares	Market Capital in EGP	Paid Capital in EGP	Trailing P/E	Sector P/E	DY%	EGP Net Profit	Net Profit Date	Last Coupon	Pay Date
159	Alexandria National Company for Financial Investment	EGP	39.130	37.44	42.3	27.04	42.3	7.12	52,942,724	0.1%	1,627,368	2,999	5,225,000	204,454,250	26,125,000	217.80	11.69		938,741	31/12/2024		
160	Lotus For Agricultural Investments And Development	EGP	0.550	-6.30	0.617	0.544	0.82	0.316	52,603,829	0.1%	90,423,850	3,856	1,050,000,000	577,500,000	105,000,000	20.10	15.18		28,732,096	31/12/2024		
161	International Co For Investment & Development	EGP	3.490	-2.24	3.79	3.36	4.75	2.77	50,308,032	0.1%	13,983,975	2,400	100,000,000	349,000,000	100,000,000	33.21	21.57		10,508,790	31/12/2024	0.70 EGP	25/05/2008
162	United Housing & Development	EGP	8.440	7.24	8.47	7.68	9.5	5.02	48,438,329	0.1%	5,936,801	2,338	235,423,613	1,986,975,294	294,279,516	15.25	21.57		130,276,651	31/12/2024	0.06 EGP	28/06/2018
163	Cairo Educational Services	EGP	39.030	25.82	41.99	30.8	42.01	16.93	47,972,880	0.1%	1,337,990	3,698	12,000,000	468,360,000	48,000,000	42.26	42.90	3.20	11,081,859	31/08/2024	1.25 EGP	06/02/2025
164	Tanmiya for Real Estate Investment	EGP	3.410	1.79	3.74	3.29	4.56	2.6	43,923,632	0.0%	12,538,504	2,679	145,500,000	496,155,000	145,500,000	12.46	21.57		39,807,539	31/12/2024		
165	Upper Egypt Flour Mills	EGP	581.930	5.48	748.99	502.03	748.99	141.62	42,048,024	0.0%	68,542	2,326	7,000,000	4,073,510,000	70,000,000	16.21	15.18	3.44	251,304,534	30/06/2024	20.00 EGP	09/12/2024
166	Egyptian Gulf Marseilia For Real Estate Investment	EGP	3.290	0.92	3.6	3.06	5	2.48	40,645,437	0.0%	12,021,113	2,651	207,648,000	683,161,920	103,824,000		21.57		-15,962,137	31/12/2024	0.10 EGP	04/10/2023
167	Egyptian Arabian(Themar)Comp. For Securities&Bonds Brok. EAC	EGP	3.470	-21.85	4.43	3.31	6.26	1.82	39,729,678	0.0%	10,094,775	3,422	90,000,000	312,300,000	72,000,000	10.12	11.69	1.44	30,846,576	31/12/2024	0.05 EGP	13/05/2025
168	Egyptian Gulf Bank	USD	0.274	0.00	0.293	0.273	0.32	0.243	38,034,797	0.0%	2,702,034	486	510,106,066	6,808,318,737	24,847,878,602	2.67	3.56	4.41	2,550,773,483	31/12/2024	0.59 EGP	19/06/2025
169	Nozha International Hospital	EGP	7.320	-6.87	7.98	7.27	10.2	6	37,228,198	0.0%	4,946,707	2,569	242,000,000	1,771,440,000	242,000,000	15.06	16.46	1.24	117,664,160	31/12/2024	0.10 EGP	30/04/2025
170	El Kahera El Watania Investment	EGP	57.750	10.97	62.95	46.7	73.76	20	32,099,547	0.0%	584,823	3,898	10,500,000	606,375,000	105,000,000	96.09	11.69		6,310,363	31/12/2024	0.50 EGP	26/04/2010
171	Qatar National Bank	EGP	29.100	0.90	30.4	28	35.87	25.95	30,686,637	0.0%	1,045,730	2,662	2,154,822,966	62,705,348,311	10,774,114,830	2.38	3.56	5.15	26,398,164,272	31/12/2024	1.50 EGP	20/03/2025
172	General Silos & Storage	EGP	228.710	-27.13	317.19	223.05	347.99	141.3	30,098,123	0.0%	122,961	2,522	17,500,000	4,002,425,000	175,000,000	19.43	15.18	1.75	206,020,691	30/06/2024	4.00 EGP	19/12/2024
173	Suez Canal Bank S.A.E	EGP	23.520	-3.33	24.39	21.6	27.5	13.02	28,219,776	0.0%	1,195,217	2,401	650,000,000	15,288,000,000	6,500,000,000	2.69	3.56		5,681,250,000	31/12/2024	1.00 EGP	23/04/2003
174	Naeem Real Estate Holding Group	EGP	8.510	-4.06	9.16	8.4	9.69	4	27,090,827	0.0%	3,080,977	1,057	118,282,448	1,006,583,632	591,412,240	5.39	21.57		186,736,938	31/12/2024		
175	Alexandria Pharmaceuticals	EGP	572.240	28.41	619	433.01	619	212.16	26,993,666	0.0%	49,775	2,750	5,000,000	2,861,200,000	50,000,000	13.20	16.46	5.24	216,682,130	30/06/2024	30.00 EGP	20/11/2024
176	Northern Upper Egypt Development & Agricultural Production	EGP	2.920	-3.63	3.07	2.86	4.08	1.72	25,445,000	0.0%	8,581,704	2,444	63,496,550	185,409,926	63,496,550		15.18		-4,491,701	31/12/2024		
177	El Ahram Co. For Printing And Packing	EGP	9.920	18.10	10.08	8	12.64	6.28	25,335,790	0.0%	2,745,983	1,947	8,320,000	82,534,400	41,600,000		4.07		-21,229,729	31/12/2024	0.25 EGP	11/08/2016
178	Rights Issue of International Agricultural Products -2	EGP	15.490	-6.06	16.55	14.01	16.55	14.01	23,103,467	0.0%	1,476,968	2,242	120,000,000	1,858,800,000	1,978,800,000		11.34					
179	ARAB POLVARA SPINNING & WEAVING CO.	EGP	9.100	0.78	9.65	8.8	11.07	5.21	22,635,390	0.0%	2,466,066	1,920	93,686,560	852,547,696	468,432,800		10.75		-14,914,345	31/12/2023	0.23 EGP	10/05/2007
180	National Housing for Professional Syndicates	EGP	51.740	-2.21	55	51.05	73.8	37.1	20,823,108	0.0%	395,444	1,629	16,000,000	827,840,000	160,000,000	10.87	21.57		76,138,827	31/12/2024	10.00 EGP	29/12/2024
181	Gadwa For Industrial Development	EGP	7.290	0.28	7.65	6.9	7.65	4.08	20,756,368	0.0%	2,829,731	1,117	1,033,044,097	7,530,891,467	1,962,783,784	4.65	13.16		1,620,677,746	31/12/2024		
182	A Capital Holding	EGP	3.160	0.00	3.33	2.7	3.67	1.37	19,926,564	0.0%	6,347,663	2,578	812,510,856	2,567,534,305	243,753,257	15.79	21.57		162,582,374	31/12/2024		
183	The United Bank	EGP	13.880	0.07	14.2	13.76	15.23	13.16	19,616,286	0.0%	1,406,966	1,380	1,100,000,000	15,268,000,000	5,500,000,000	5.39	3.56	5.40	2,832,915,000	31/12/2024	0.75 EGP	18/06/2025
184	Cairo Pharmaceuticals	EGP	191.100	6.66	214.99	171.2	214.99	66.15	17,572,645	0.0%	91,514	1,728	14,934,375	2,853,959,063	149,343,750	29.39	16.46	6.71	97,091,505	30/06/2023	12.83 EGP	26/12/2024
185	El Arabia for Land Reclamation	EGP	93.570	-12.71	114.96	86.33	123.88	28.08	15,641,184	0.0%	155,720	2,202	5,200,000	486,564,000	26,000,000	236.81	14.19		2,054,626	30/06/2024	1.92 EGP	20/06/2010

#	Stock Name	CR	Close Price	% Chg.	Max Price	Min Price	Max in 52Wks	Min in 52Wks	EGP Value Traded	% of Total	Volume Traded (Shares)	# of Trades	No. Listed Shares	Market Capital in EGP	Paid Capital in EGP	Trailing P/E	Sector P/E	DY%	EGP Net Profit	Net Profit Date	Last Coupon	Pay Date
186	Naeem Holding	USD	0.130	-1.52	0.135	0.128	0.177	0.118	15,301,830	0.0%	2,365,647	348	350,414,638	2,218,985,277	11,948,382,260	13.41	11.69		165,449,588	31/12/2024	0.07 USD	28/04/2013
187	North Cairo Mills	EGP	58.140	3.29	62.98	52.25	62.98	30.11	12,047,083	0.0%	207,464	1,204	10,700,000	622,098,000	107,000,000	8.82	15.18	6.88	70,544,907	30/06/2024	4.00 EGP	05/11/2024
188	Delta For Printing & Packaging	EGP	78.970	4.02	89.94	70.33	94.84	33	11,991,320	0.0%	156,277	787	5,600,000	442,232,000	28,000,000	6.33	13.16	11.40	69,894,125	31/12/2024	9.00 EGP	22/04/2025
189	Sues Canal Company For Technology Settling	EGP	141.620	-8.28	161.9	132.25	161.9	71.43	11,793,447	0.0%	78,278	1,457	90,900,000	12,873,258,000	909,000,000	9.69	42.90	7.94	1,327,841,000	31/08/2024	11.25 EGP	17/07/2025
190	October Pharma	EGP	131.460	17.11	148	105.03	166.99	85	11,053,215	0.0%	86,600	1,385	12,000,000	1,577,520,000	120,000,000	10.39	16.46		151,838,850	31/12/2024	2.50 EGP	30/05/2024
191	Middle Egypt Flour Mills	EGP	64.650	3.87	72.89	60.72	72.89	40.01	9,819,488	0.0%	148,523	1,237	14,722,935	951,837,748	147,229,350	7.39	15.18	6.96	128,823,840	30/06/2024	4.50 EGP	27/10/2024
192	GMC GROUP FOR INDUSTRIAL COMMERCIAL & FINANCIAL INVESTMENTS	EGP	1.200	-7.69	1.36	1.18	1.49	0.73	8,449,856	0.0%	6,664,271	1,079	41,616,333	49,939,600	83,232,666		11.34		-47,507,258	31/12/2024		
193	Minapharm Pharmaceuticals	EGP	238.000	1.66	243	214.7	268.5	145	8,418,728	0.0%	35,865	714	12,293,440	2,925,838,720	122,934,400	18.16	16.46		161,109,433	31/12/2024	1.65 EGP	12/05/2024
194	Concrete Fashion Group For Commercial& Industrial Investment	USD	0.111	-4.31	0.123	0.109	0.15	0.056	7,983,525	0.0%	1,389,643	306	470,250,000	2,542,615,040	1,603,450,926	6.16	10.75		412,929,080	31/01/2024	0.01 USD	04/02/2016
195	Misr Duty Free Shops	EGP	31.080	15.11	34	26.75	39.32	23.01	7,797,292	0.0%	257,966	638	93,750,000	2,913,750,000	93,750,000	8.32	11.34	9.23	350,404,736	30/06/2024	2.87 EGP	17/10/2024
196	El Nasr For Manufacturing Agricultural Crops	EGP	33.190	-4.98	35.65	31.03	41.65	13.35	7,643,446	0.0%	229,197	819	7,865,428	261,053,555	78,654,280		15.18		-2,337,318	31/03/2025		
197	Middle & West Delta Flour Mills	EGP	397.950	-0.56	407	331.11	428	233.01	5,853,378	0.0%	14,669	320	7,500,000	2,984,625,000	75,000,000	7.19	15.18	9.05	415,290,000	30/06/2024	36.00 EGP	24/10/2024
198	South Cairo & Giza Mills & Bakeries	EGP	76.940	-4.58	82	76.01	139.99	31.31	5,571,109	0.0%	71,023	712	6,000,000	461,640,000	30,000,000	126.72	15.18		3,643,000	30/06/2024	2.30 EGP	04/12/2018
199	Grand Investment Capital	EGP	14.990	11.04	15	12.15	14.88	6.48	4,633,329	0.0%	344,078	363	7,800,000	116,922,000	39,000,000	10.28	11.69		11,374,441	31/03/2025	0.20 Piaster	27/06/2010
200	Rakta Paper Manufacturing	EGP	23.500	6.29	24.01	21.25	35.95	16	4,349,247	0.0%	190,919	415	30,000,000	705,000,000	150,000,000		4.07		-51,764,576	30/06/2023	0.25 EGP	31/12/2009
201	Egyptian Satellites (NileSat)	USD	6.500	0.15	6.5	6.45	7.14	6.3	3,708,537	0.0%	11,615	94	37,324,984	11,817,940,944	9,090,723,803	4.21	13.98	8.46	2,809,749,599	31/12/2024	0.55 USD	08/05/2025
202	Mohandes Insurance	EGP	19.750	1.33	20.09	19.04	29	15.5	3,484,997	0.0%	177,901	364	200,000,000	3,950,000,000	500,000,000	12.72	11.69	1.39	310,540,611	30/06/2024	0.39 EGP	20/01/2025
203	Pyramisa Hotels	EGP	112.900	2.42	112.99	106	175	95.31	3,324,039	0.0%	29,800	145	25,350,000	2,862,015,000	507,000,000	4.52	13.16		633,332,538	31/12/2024	1.00 EGP	10/05/2023
204	East Delta Flour Mills	EGP	297.680	1.93	305	293	321.24	165	1,883,216	0.0%	6,330	350	6,000,000	1,786,080,000	60,000,000	10.11	15.18	7.39	176,585,771	30/06/2024	22.00 EGP	16/12/2024
205	TransOceans Tours	USD	0.035	-7.89	0.037	0.034	0.04	0.032	1,839,347	0.0%	1,043,202	68	100,000,000	170,489,200	487,112,000	10.10	13.16		16,884,905	31/12/2024	0.00 USD	14/10/2019
206	GTEX For Commercial And Industrial	USD	0.037	0.00	0.037	0.035	0.048	0.033	1,831,632	0.0%	1,025,711	112	470,250,000	847,538,347	824,631,905		10.75					
207	Golden Pyramids Plaza	USD	0.934	-6.22	0.995	0.889	1.4	0.889	1,729,463	0.0%	37,569	38	577,591,386	26,278,248,333	28,135,169,522	26.14	13.16		1,005,215,868	31/12/2023	0.10 USD	28/06/2012
208	Marsa Marsa Alam For Tourism Development	EGP	2.540	20.95	2.66	2.2	2.66	2	1,580,355	0.0%	651,556	50	50,000,000	127,000,000	50,000,000		13.16		-3,347,095	31/12/2024		
209	El Orouba Securities Brokerage	EGP	1.110	0.00	1.06	1.06	1.15	0.98	260,298	0.0%	245,564	79	29,500,000	32,745,000	29,500,000		11.69		-2,917,569	31/12/2024	0.09 EGP	22/02/2010
210	El Shams Pyramids For Hotels& Touristic Projects	USD	2.550	0.00	2.55	2.55	2.55	2.55	125,168	0.0%	1,000	1	49,138,015	6,103,607,774	2,393,571,676		13.16		-43,828,876	31/12/2024		
211	Golden Coast Company	EGP	3.540	0.00	3.54	3.37	4.31	0.49	94,394	0.0%	28,010	108	171,521,690	607,186,783	68,608,676	155.56	13.16		3,903,297	31/12/2021	0.40 EGP	09/08/2018
212	Catalyst Partners Middle East ?CPME	EGP	10.000	0.00	10	10			60,000	0.0%	6,000	5	23,500,000	235,000,000	235,000,000		11.69					

- Main Market Companies with more than one ISIN

Stock Name	CR	No. Listed Shares	Paid Capital in EGP	Market Capital in EGP	EGP Net Profit	Net Profit Date	Last Coupon	Pay Date	Trailing P/E	Sector P/E	DY%
Faisal Islamic Bank of Egypt - In EGP	EGP	607,471,450	22,491,187,124	25,227,103,763	4,429,315,000	31/12/2023	3.05 EGP	18/03/2025	4.11	3.56	10.19
Faisal Islamic Bank of Egypt - In US Dollars	USD	607,471,450	22,491,187,124	25,227,103,763	4,429,315,000	31/12/2023	0.06 USD	18/03/2025	6.57	3.56	6.10
Saudi Egyptian Investment & Finance	EGP	5,000,000	493,812,000	312,914,100	40,963,627	31/12/2024	2.00 EGP	23/03/2025	9.63	11.69	2.54
Saudi Egyptian Investment & Finance \$	USD	5,000,000	493,812,000	312,914,100	40,963,627	31/12/2024	0.04 USD	23/03/2025	5.65	11.69	4.21
Egyptian Kuwaiti Holding-EGP	EGP	1,183,229,551	11,502,520,658	34,819,487,260	9,027,841,346	31/12/2024	1.78 EGP	29/04/2025	3.02	11.69	7.38
Egyptian Kuwaiti Holding	USD	1,183,229,551	11,502,520,658	34,819,487,260	9,027,841,346	31/12/2024	0.04 USD	29/04/2025	4.21	11.69	5.05
QALA For Financial Investments	EGP	1,820,000,000	9,100,000,000	6,348,572,979	8,188,398,000	31/12/2024			0.53	11.69	
QALA For Financial Investments - Preferred Shares	EGP	1,820,000,000	9,100,000,000	6,348,572,979	8,188,398,000	31/12/2024			0.25	11.69	

- Main Market Traded Companies that have more than one ISIN

Stock Name	CR	Open Price	Max Price	Min Price	Max in 52Wks	Min in 52Wks	Close Price	% Chg.	EGP Value Traded	% of Total	Volume Traded (Shares)	# of Trades
Faisal Islamic Bank of Egypt - In EGP	EGP	31.570	32.5	29.81	50.44	29.01	29.940	-5.16	37,526,246	1.4%	1,202,965	2,149
Faisal Islamic Bank of Egypt - In US Dollars	USD	0.985	0.995	0.979	1.13	0.978	0.983	-0.20	14,036,289	0.5%	289,141	323
Saudi Egyptian Investment & Finance	EGP	77.140	82.88	72.73	94.95	48.05	78.890	2.27	5,021,390	0.2%	65,269	430
Egyptian Kuwaiti Holding-EGP	EGP	25.650	26.8	22.8	36	22.8	23.010	-10.29	550,173,268	21.2%	22,196,003	20,343
Egyptian Kuwaiti Holding	USD	0.687	0.695	0.649	0.9	0.627	0.660	-3.93	142,007,285	5.5%	4,307,052	1,925
QALA For Financial Investments	EGP	2.860	3.37	2.79	3.37	1.82	3.060	6.99	1,841,894,121	71.1%	588,113,274	25,629



Annex (6)

- Treasury Bonds

#	ISIN	Bond Name	CR	Issue Date	Maturity Date	Coupons	CP Rate %	EGP Issue Size	Weighted Average Current Yield %	Weighted Average YTM %	Average Clean Price %	Last Clean Price %	Last Gross Price	No. of Trades	Value Traded	Last Trade Date
1	EGBGR03891F1	Treasury Bonds 05 July 2025	EGP	05/07/2022	05/07/2025	1	14.68	23,325,350,000				84.84	986.76			13/06/2023
2	EGBGR02821F9	Treasury Bonds 14 July 2025	EGP	14/07/2020	14/07/2025	2	14.349	9,850,335,000				92.61	984.93			12/12/2023
3	EGBGR02141F2	Treasury Bonds 07 August 2025	EGP	07/08/2018	07/08/2025	2	17.7	15,363,835,000				99.83	1,028.65			10/04/2025
4	EGBGR04021V1	Treasury Bonds 21 August 2025 Variable Return	EGP	21/08/2022	21/08/2025	1	17.312	25,000,000,000					1,000.00			
5	EGBGR04031F3	Treasury Bonds 23 August 2025	EGP	23/08/2022	23/08/2025	1	17.5	50,000,000,000					1,000.00			
6	EGBGR04041V9	Treasury Bonds 23 August 2025 Variable Return	EGP	23/08/2022	23/08/2025	1	37.3125	7,000,000,000					1,000.00			
7	EGBGR04061F0	Treasury Bonds 30 August 2025	EGP	30/08/2022	30/08/2025	1	17.5	30,000,000,000					1,000.00			
8	EGBGR04071F9	Treasury Bonds 06 September 2025	EGP	06/09/2022	06/09/2025	1	17.498	23,487,175,000				91.22	1,086.71			05/09/2023
9	EGBGR02881F3	Treasury Bonds 08 September 2025	EGP	08/09/2020	08/09/2025	2	14.605	16,197,950,000				94.61	1,004.17			30/01/2025
10	EGBGR02891F2	Treasury Bonds 22 September 2025	EGP	22/09/2020	22/09/2025	2	14.493	15,712,600,000				94.29	994.96			30/01/2025
11	EGBGR04081F8	Treasury Bonds 22 September 2025	EGP	22/09/2022	22/09/2025	1	17.575	434,790,000					1,000.00			
12	EGBGR04211F1	Treasury Bonds 29 September 2025	EGP	29/09/2022	29/09/2025	1	17.595	7,000,000,000					1,000.00			
13	EGBGR05381Z9	Treasury Bonds 30 September 2025 Zero Coupon	EGP	02/04/2024	30/09/2025	0	0	3,390,195,000	0.000	0.000	93.37	93.37	933.66	6	1,867,320,000.00	01/07/2025
14	EGBGR04101F4	Treasury Bonds 04 October 2025	EGP	04/10/2022	04/10/2025	1	17.652	34,665,057,000					1,000.00			
15	EGBGR02921F7	Treasury Bonds 06 October 2025	EGP	06/10/2020	06/10/2025	2	14.388	12,794,200,000				95.79	983.88			11/06/2025
16	EGBGR04231F9	Treasury Bonds 12 October 2025	EGP	12/10/2022	12/10/2025	1	17.748	655,485,000					1,000.00			
17	EGBGR02931F6	Treasury Bonds 20 OCT 2025	EGP	20/10/2020	20/10/2025	2	14.369	61,585,120,000				95.74	985.29			30/06/2025
18	EGBGR04301F0	Treasury Bonds 20 October 2025	EGP	20/10/2022	20/10/2025	1	17.742	323,302,000					1,000.00			
19	EGBGR04111F3	Treasury Bonds 01 November 2025	EGP	01/11/2022	01/11/2025	1	17.945	1,054,950,000				88.03	990.96			13/06/2023
20	EGBGR01631F3	Treasury Bonds 10 November 2025	EGP	10/11/2015	10/11/2025	2	15.3	17,198,500,000				100.62	1,019.27			11/12/2023
21	EGBGR04421V3	Treasury Bonds Sunday, November 23, 2025 Variable Return	EGP	23/11/2022	23/11/2025	1	26.241	8,000,000,000					1,000.00			

#	ISIN	Bond Name	CR	Issue Date	Maturity Date	Coupons	CP Rate %	EGP Issue Size	Weighted Average Current Yield %	Weighted Average YTM %	Average Clean Price %	Last Clean Price %	Last Gross Price	No. of Trades	Value Traded	Last Trade Date
22	EGBGR02981F1	Treasury Bonds 25 NOV 2025	EGP	25/11/2020	25/11/2025	2	14.28	2,000,000,000					1,000.00			
23	EGBGR05421Z3	Treasury Bonds 02 December 2025 Zero Coupon	EGP	04/06/2024	02/12/2025	0	0	300,000,000					1,000.00			
24	EGBGR04121F2	Treasury Bonds 06 December 2025	EGP	06/12/2022	06/12/2025	1	17.964	398,190,000					1,000.00			
25	EGBGR04461F2	Treasury Bonds 20 December 2025	EGP	20/12/2022	20/12/2025	1	18	138,470,000					1,000.00			
26	EGBGR03021F5	Treasury Bonds 29 December 2025	EGP	29/12/2020	29/12/2025	2	14.117	4,000,000,000					1,000.00			
27	EGBGR04591F6	Treasury Bonds 29 December 2025	EGP	29/12/2022	29/12/2025	1	18	5,884,797,000					1,000.00			
28	EGBGR04601F3	Treasury Bonds 04 January 2026	EGP	04/01/2023	04/01/2026	1	18	509,410,000					1,000.00			
29	EGBGR03071F0	Treasury Bonds 12 January 2026	EGP	12/01/2021	12/01/2026	2	14.06	186,491,781,000	14.916	27.200	94.26	94.26	943.39	1	10,070,721.67	14/07/2025
30	EGBGR04551V7	Treasury Bonds 24 January 2026 Variable Return	EGP	24/01/2023	24/01/2026	4	29.009	2,150,000,000					1,000.00			
31	EGBGR06031Z9	Treasury Bonds 27 January 2026 Zero Coupon	EGP	31/12/2024	27/01/2026	0	0	93,005,000,000				76.57	765.65			31/12/2024
32	EGBGR04561V6	Treasury Bonds 14 February 2026 Variable Return	EGP	14/02/2023	14/02/2026	4	30.352	2,350,000,000					1,000.00			
33	EGBGR03121F3	Treasury Bonds 28 February 2026	EGP	28/02/2021	28/02/2026	2	14.403	5,000,000,000					1,000.00			
34	EGBGR04611F2	Treasury Bonds 07 March 2026	EGP	07/03/2023	07/03/2026	1	21.672	438,150,000					1,000.00			
35	EGBGR04571V5	Treasury Bonds 14 March 2026 Variable Return	EGP	14/03/2023	14/03/2026	4	29.75	1,250,000,000					1,000.00			
36	EGBGR04621F1	Treasury Bonds 22 March 2026	EGP	22/03/2023	22/03/2026	1	21.7	434,790,000					1,000.00			
37	EGBGR04661F7	Treasury Bonds 30 March 2026	EGP	30/03/2023	30/03/2026	2	21.7	15,884,797,000					1,000.00			
38	EGBGR02261F8	Treasury Bonds 02 April 2026	EGP	02/04/2019	02/04/2026	2	16.5	18,157,065,000				105.64	1,135.73			26/03/2025
39	EGBGR04671F6	Treasury Bonds 05 April 2026	EGP	05/04/2023	05/04/2026	1	21.7	288,480,000					1,000.00			
40	EGBGR03171F8	Treasury Bonds 06 April 2026	EGP	06/04/2021	06/04/2026	2	14.483	56,760,006,000				93.73	968.54			24/06/2025
41	EGBGR04681F5	Treasury Bonds 06 April 2026	EGP	06/04/2023	06/04/2026	1	21.7	686,280,000					1,000.00			
42	EGBGR04701F1	Treasury Bonds 12 April 2026	EGP	12/04/2023	12/04/2026	1	21.7	1,028,090,000					1,000.00			
43	EGBGR04711F0	Treasury Bonds 13 April 2026	EGP	13/04/2023	13/04/2026	1	21.7	218,265,000					1,000.00			
44	EGBGR04721F9	Treasury Bonds 19 April 2026	EGP	19/04/2023	19/04/2026	1	21.7	323,302,000					1,000.00			
45	EGBGR04691V1	Treasury Bonds 25 April 2026 Variable Return	EGP	25/04/2023	25/04/2026	4	29.843	1,188,000,000				99.46	998.52			30/04/2023
46	EGBGR04731F8	Treasury Bonds 16 May 2026	EGP	16/05/2023	16/05/2026	1	23	7,500,000,000					1,000.00			
47	EGBGR04741V4	Treasury Bonds 23 May 2026 Variable Return	EGP	23/05/2023	23/05/2026	4	30.9	50,000,000					1,000.00			
48	EGBGR04651V5	Treasury Bonds 06 June 2026 Variable Return	EGP	06/06/2023	06/06/2026	4	29.9	50,000,000					1,000.00			
49	EGBGR04751F6	Treasury Bonds 27 June 2026	EGP	27/06/2023	27/06/2026	1	21.7	10,884,797,000					1,000.00			

#	ISIN	Bond Name	CR	Issue Date	Maturity Date	Coupons	CP Rate %	EGP Issue Size	Weighted Average Current Yield %	Weighted Average YTM %	Average Clean Price %	Last Clean Price %	Last Gross Price	No. of Trades	Value Traded	Last Trade Date
50	EGBGR03241F9	Treasury Bonds 29 June 2026	EGP	29/06/2021	29/06/2026	2	14.562	4,950,000,000					1,000.00			
51	EGBGR05751F5	Treasury Bonds 02 July 2026	EGP	02/07/2024	02/07/2026	1	24.7	700,000,000					1,000.00			
52	EGBGR01841F8	Treasury Bonds 05 July 2026	EGP	05/07/2016	05/07/2026	2	17.15	10,247,049,000				99.77	1,035.60			26/03/2025
53	EGBGR03361F5	Treasury Bonds 06 July 2026	EGP	06/07/2021	06/07/2026	2	14.563	16,817,320,000				92.22	986.98			16/06/2025
54	EGBGR04771F4	Treasury Bonds 11 July 2026	EGP	11/07/2023	11/07/2026	1	23	7,335,747,000				98.24	1,004.44			15/08/2023
55	EGBGR04781V0	Treasury Bonds 11 July 2026 Variable Return	EGP	11/07/2023	11/07/2026	4	30	5,325,000,000					1,000.00			
56	EGBGR02301F2	Treasury Bonds 06 AUG 2026	EGP	06/08/2019	06/08/2026	2	15.6	15,414,427,000				103.94	1,060.08			26/03/2025
57	EGBGR04791F2	Treasury Bonds 28 August 2026	EGP	28/08/2023	28/08/2026	1	23.99	5,000,000,000					1,000.00			
58	EGBGR04811F8	Treasury Bonds 05 September 2026	EGP	05/09/2023	05/09/2026	1	25	262,272,000,000				100.91	1,192.14			30/05/2024
59	EGBGR04821F7	Treasury Bonds 10 September 2026	EGP	10/09/2023	10/09/2026	1	24.04	438,150,000					1,000.00			
60	EGBGR05911F5	Treasury Bonds 17 September 2026	EGP	17/09/2024	17/09/2026	1	25.744	550,000,000				100.43	1,007.84			22/09/2024
61	EGBGR04841F5	Treasury Bonds 24 September 2026	EGP	24/09/2023	24/09/2026	1	24.087	511,204,000					1,000.00			
62	EGBGR04871F2	Treasury Bonds 01 October 2026	EGP	01/10/2023	01/10/2026	1	24.09	9,132,319,000					1,000.00			
63	EGBGR05921F4	Treasury Bonds 01 October 2026	EGP	01/10/2024	01/10/2026	2	25.072	25,527,475,000				102.28	1,120.64			20/02/2025
64	EGBGR04861V0	Treasury Bonds 03 October 2026 Variable Return	EGP	03/10/2023	03/10/2026	4	30	255,000,000					1,000.00			
65	EGBGR04891F0	Treasury Bonds 04 October 2026	EGP	04/10/2023	04/10/2026	1	24.09	172,064,000					1,000.00			
66	EGBGR03501F6	Treasury Bonds 05 October, 2026	EGP	05/10/2021	05/10/2026	2	14.424	9,009,168,000				82.17	864.89			22/01/2025
67	EGBGR04911F6	Treasury Bonds 08 October 2026	EGP	08/10/2023	08/10/2026	1	24.09	974,760,000					1,000.00			
68	EGBGR04931F4	Treasury Bonds 12 October 2026	EGP	12/10/2023	12/10/2026	1	24.09	553,555,000					1,000.00			
69	EGBGR02371F5	Treasury Bonds 15 October 2026	EGP	15/10/2019	15/10/2026	2	14.217	17,394,832,000				83.98	891.39			24/02/2025
70	EGBGR04941F3	Treasury Bonds 15 October 2026	EGP	15/10/2023	15/10/2026	1	24.09	218,265,000					1,000.00			
71	EGBGR04981F9	Treasury Bonds 22 October 2026	EGP	22/10/2023	22/10/2026	1	24.09	380,662,000					1,000.00			
72	EGBGR04991F8	Treasury Bonds 31 October 2026	EGP	31/10/2023	31/10/2026	1	24.09	10,000,000,000					1,000.00			
73	EGBGR06001F4	Treasury Bonds 31 October 2026	EGP	31/10/2024	31/10/2026	2	24.791	8,852,371,000					1,000.00			
74	EGBGR04961F1	Treasury Bonds 07 November 2026	EGP	07/11/2023	07/11/2026	1	23.54	56,861,000					1,000.00			
75	EGBGR05011F4	Treasury Bonds 30 November 2026	EGP	30/11/2023	30/11/2026	1	23.987	16,841,860,000					1,000.00			
76	EGBGR05041F1	Treasury Bonds 14 December 2026	EGP	14/12/2023	14/12/2026	2	23.987	2,638,470,000					1,000.00			
77	EGBGR05051F0	Treasury Bonds 20 December 2026	EGP	20/12/2023	20/12/2026	2	23.987	24,924,000					1,000.00			

#	ISIN	Bond Name	CR	Issue Date	Maturity Date	Coupons	CP Rate %	EGP Issue Size	Weighted Average Current Yield %	Weighted Average YTM %	Average Clean Price %	Last Clean Price %	Last Gross Price	No. of Trades	Value Traded	Last Trade Date
78	EGBGR06041F0	Treasury Bonds 31 December 2026	EGP	31/12/2024	31/12/2026	1	24.903	12,000,000,000					1,000.00			
79	EGBGR05131F0	Treasury Bonds 04 January 2027	EGP	04/01/2024	04/01/2027	2	23.987	601,103,000					1,000.00			
80	EGBGR02481F2	Treasury Bonds 07 JAN 2027	EGP	07/01/2020	07/01/2027	2	13.771	14,603,846,000				79.92	845.22			07/05/2023
81	EGBGR03601F4	Treasury Bonds 11 January 2027	EGP	11/01/2022	11/01/2027	2	14.285	5,360,298,000				75.52	809.78			28/05/2024
82	EGBGR06061F8	Treasury Bonds 14 January 2027	EGP	14/01/2025	14/01/2027	2	23.463	8,360,611,000				100.20	1,011.69			29/01/2025
83	EGBGR06071F7	Treasury Bonds 04 February 2027	EGP	04/02/2025	04/02/2027	2	22.957	4,991,450,000				99.11	1,012.62			10/03/2025
84	EGBGR06201F0	Treasury Bonds 27 February 2027	EGP	27/02/2025	27/02/2027	2	23.445	7,852,371,000					1,000.00			
85	EGBGR05261V2	Treasury Bonds 28 February 2027 Variable Return	EGP	28/02/2024	28/02/2027	4	30	2,500,000,000					1,000.00			
86	EGBGR05271V1	Treasury Bonds 01 March 2027 Variable Return	EGP	29/02/2024	01/03/2027	4	30	8,421,188,000					1,000.00			
87	EGBGR05281F3	Treasury Bonds 01 March 2027	EGP	29/02/2024	01/03/2027	1	25.75	8,420,930,000					1,000.00			
88	EGBGR06081F6	Treasury Bonds 04 March 2027	EGP	04/03/2025	04/03/2027	2	23.531	14,060,600,000				99.79	1,024.09			14/04/2025
89	EGBGR05311F8	Treasury Bonds 07 March 2027	EGP	07/03/2024	07/03/2027	2	23.987	94,955,000					1,000.00			
90	EGBGR05321F7	Treasury Bonds 10 March 2027	EGP	10/03/2024	10/03/2027	2	23.987	438,150,000					1,000.00			
91	EGBGR05331F6	Treasury Bonds 19 March 2027	EGP	19/03/2024	19/03/2027	2	26.233	4,597,350,000				105.35	1,168.00			24/02/2025
92	EGBGR05371F2	Treasury Bonds 24 March 2027	EGP	24/03/2024	24/03/2027	2	26.233	529,139,000					1,000.00			
93	EGBGR02561F1	Treasury Bonds 31 March 2027	EGP	31/03/2020	31/03/2027	2	14	1,000,000,000				99.97	1,031.87			22/06/2020
94	EGBGR06221F8	Treasury Bonds 01 April 2027	EGP	01/04/2025	01/04/2027	2	22.143	2,487,200,000				99.79	1,014.89			29/04/2025
95	EGBGR03721F0	Treasury Bonds 05 April 2027	EGP	05/04/2022	05/04/2027	2	14.222	1,035,245,000				100.15	1,007.75			20/04/2022
96	EGBGR05471F0	Treasury Bonds 07 April 2027	EGP	07/04/2024	07/04/2027	2	25.46	1,186,282,000					1,000.00			
97	EGBGR02591F8	Treasury Bonds 14 APR 2027	EGP	14/04/2020	14/04/2027	2	13.204	3,725,800,000				74.88	804.32			15/03/2023
98	EGBGR05491F8	Treasury Bonds 15 April 2027	EGP	15/04/2024	15/04/2027	2	25.151	2,615,510,000					1,000.00			
99	EGBGR05501V1	Treasury Bonds 15 April 2027 Variable Return	EGP	15/04/2024	15/04/2027	4	31.1875	1,098,695,000					1,000.00			
100	EGBGR05481F9	Treasury Bonds 16 April 2027	EGP	16/04/2024	16/04/2027	2	25.151	9,662,600,000				103.11	1,050.36			14/05/2025
101	EGBGR05521F2	Treasury Bonds 21 April 2027	EGP	21/04/2024	21/04/2027	2	25.151	393,459,000					1,000.00			
102	EGBGR02631F2	Treasury Bonds 28 APR 2027	EGP	28/04/2020	28/04/2027	2	13.391	3,375,000,000					1,000.00			
103	EGBGR06281F2	Treasury Bonds 06 May 2027	EGP	06/05/2025	06/05/2027	2	22.262	5,880,100,000				98.96	1,019.20			24/06/2025
104	EGBGR05441F3	Treasury Bonds 07 May 2027	EGP	07/05/2024	07/05/2027	2	25.021	20,049,988,000				103.93	1,114.64			24/02/2025
105	EGBGR01981F2	Treasury Bonds 09 MAY 2027	EGP	09/05/2017	09/05/2027	2	17.18	14,912,480,000				108.55	1,150.52			26/03/2025

#	ISIN	Bond Name	CR	Issue Date	Maturity Date	Coupons	CP Rate %	EGP Issue Size	Weighted Average Current Yield %	Weighted Average YTM %	Average Clean Price %	Last Clean Price %	Last Gross Price	No. of Trades	Value Traded	Last Trade Date
106	EGBGR05591F5	Treasury Bonds 12 May 2027	EGP	12/05/2024	12/05/2027	2	25.021	265,086,000					1,000.00			
107	EGBGR02681F7	Treasury Bonds 19 May 2027	EGP	19/05/2020	19/05/2027	2	13.548	5,000,000,000					1,000.00			
108	EGBGR05611F1	Treasury Bonds 19 May 2027	EGP	19/05/2024	19/05/2027	1	25.021	672,750,000					1,000.00			
109	EGBGR05621F0	Treasury Bonds 21 May 2027	EGP	21/05/2024	21/05/2027	2	24.832	1,508,802,000					1,000.00			
110	EGBGR05651F7	Treasury Bonds 26 May 2027	EGP	26/05/2024	26/05/2027	2	24.832	1,671,287,000					1,000.00			
111	EGBGR05661F6	Treasury Bonds 28 May 2027	EGP	28/05/2024	28/05/2027	2	24.347	660,080,000					1,000.00			
112	EGBGR05681F4	Treasury Bonds 30 May 2027	EGP	30/05/2024	30/05/2027	2	24.347	1,343,400,000					1,000.00			
113	EGBGR05691F3	Treasury Bonds 03 June 2027	EGP	03/06/2024	03/06/2027	2	23.865	1,879,951,000					1,000.00			
114	EGBGR05451F2	Treasury Bonds 04 June 2027	EGP	04/06/2024	04/06/2027	2	23.865	52,517,173,000				101.64	1,104.24			17/04/2025
115	EGBGR02711F2	Treasury Bonds 09 June 2027	EGP	09/06/2020	09/06/2027	2	13.723	1,238,275,000				100.77	1,036.74			23/02/2022
116	EGBGR05711F9	Treasury Bonds 09 June 2027	EGP	09/06/2024	09/06/2027	1	23.865	184,439,000					1,000.00			
117	EGBGR02791F4	Treasury Bonds 23 June 2027	EGP	23/06/2020	23/06/2027	2	13.861	8,375,000,000					1,000.00			
118	EGBGR05741F6	Treasury Bonds 23 June 2027	EGP	23/06/2024	23/06/2027	1	23.837	5,716,678,000					1,000.00			
119	EGBGR05771F3	Treasury Bonds 27 June 2027	EGP	27/06/2024	27/06/2027	2	23.837	9,999,999,000					1,000.00			
120	EGBGR03861F4	Treasury Bonds 28 June 2027	EGP	28/06/2022	28/06/2027	2	14.233	3,000,000,000					1,000.00			
121	EGBGR06381F0	Treasury Bonds 29 June 2027	EGP	29/06/2025	29/06/2027	2	23.98	7,000,000,000					1,000.00			
122	EGBGR05781F2	Treasury Bonds 01 July 2027	EGP	01/07/2024	01/07/2027	1	23.851	3,946,017,000					1,000.00			
123	EGBGR05761F4	Treasury Bonds 02 July 2027	EGP	02/07/2024	02/07/2027	1	23.851	17,619,782,000	24.283	25.080	98.22	98.22	1,220.09	5	2,928,213,394.96	01/07/2025
124	EGBGR02831F8	Treasury Bonds 07 JUL 2027	EGP	07/07/2020	07/07/2027	2	14.406	16,598,775,000	16.713	23.475	86.23	87.06	872.92	5	253,134,274.60	13/07/2025
125	EGBGR06391F9	Treasury Bonds 08 July 2027	EGP	08/07/2025	08/07/2027	2	24.114	3,181,375,000	24.188	24.293	99.70	99.34	1,007.13	38	3,066,130,961.80	29/07/2025
126	EGBGR03911F7	Treasury Bonds 12 July 2027	EGP	12/07/2022	12/07/2027	2	15.5	259,627,000					1,000.00			
127	EGBGR05841V1	Treasury Bonds 13 August 2027 Variable Return	EGP	13/08/2024	13/08/2027	4	32.2428	9,576,540,000	31.782	31.224	101.45	101.45	1,071.45	1	13,393,124.97	17/07/2025
128	EGBGR05851F3	Treasury Bonds 13 August 2027	EGP	13/08/2024	13/08/2027	1	25.318	195,886,359,000	24.940	24.204	101.52	102.76	1,271.76	47	4,448,751,483.91	31/07/2025
129	EGBGR05891F9	Treasury Bonds 09 September 2027	EGP	09/09/2024	09/09/2027	1	25.187	900,000,000					1,000.00			
130	EGBGR05901F6	Treasury Bonds 10 September 2027	EGP	10/09/2024	10/09/2027	1	25.187	2,250,000,000					1,000.00			
131	EGBGR04221V7	Treasury Bonds 29 September 2027 Variable Return	EGP	29/09/2022	29/09/2027	1	32.75	8,884,797,000					1,000.00			
132	EGBGR05931F3	Treasury Bonds 01 October 2027	EGP	01/10/2024	01/10/2027	1	24.458	192,103,955,000	24.358	23.923	100.42	99.93	1,201.71	10	1,476,466,343.20	30/07/2025
133	EGBGR05961V7	Treasury Bonds 08 October 2027 Variable Return	EGP	08/10/2024	08/10/2027	4	30.5996	29,325,500,000	31.350	32.122	97.64	98.77	994.34	4	229,623,532.44	16/07/2025

#	ISIN	Bond Name	CR	Issue Date	Maturity Date	Coupons	CP Rate %	EGP Issue Size	Weighted Average Current Yield %	Weighted Average YTM %	Average Clean Price %	Last Clean Price %	Last Gross Price	No. of Trades	Value Traded	Last Trade Date
134	EGBGR02941F5	Treasury Bonds 13 October 2027	EGP	13/10/2020	13/10/2027	2	14.556	33,340,889,000	16.783	22.309	86.85	90.23	944.83	12	310,606,220.20	29/07/2025
135	EGBGR05991F7	Treasury Bonds 31 October 2027	EGP	31/10/2024	31/10/2027	1	24.047	9,000,000,000					1,000.00			
136	EGBGR05971F9	Treasury Bonds 05 November 2027	EGP	05/11/2024	05/11/2027	1	24.072	64,606,810,000				101.68	1,132.17			29/04/2025
137	EGBGR02041F4	Treasury Bonds 07 November 2027	EGP	07/11/2017	07/11/2027	2	15.7	13,649,321,000				85.19	858.29			22/05/2025
138	EGBGR02991F0	Treasury Bonds 25 NOV 2027	EGP	25/11/2020	25/11/2027	2	14.423	2,000,000,000					1,000.00			
139	EGBGR06011F3	Treasury Bonds 28 November 2027	EGP	28/11/2024	28/11/2027	1	24.084	167,973,000					1,000.00			
140	EGBGR05981F8	Treasury Bonds 03 December 2027	EGP	03/12/2024	03/12/2027	1	24.144	322,966,884,000	23.847	23.061	101.25	99.63	1,145.82	3	61,967,774.14	17/07/2025
141	EGBGR06021F2	Treasury Bonds 09 December 2027	EGP	09/12/2024	09/12/2027	1	24.216	2,418,879,000					1,000.00			
142	EGBGR03031F4	Treasury Bonds 29 December 2027	EGP	29/12/2020	29/12/2027	2	14.18	4,000,000,000					1,000.00			
143	EGBGR06051F9	Treasury Bonds 31 December 2027	EGP	31/12/2024	31/12/2027	1	23.976	5,852,371,000					1,000.00			
144	EGBGR03081F9	Treasury Bonds 05 January 2028	EGP	05/01/2021	05/01/2028	2	14.292	29,722,459,000	17.210	23.690	83.07	83.07	832.69	3	74,642,075.93	10/07/2025
145	EGBGR06091F5	Treasury Bonds 07 January 2028	EGP	07/01/2025	07/01/2028	2	22.576	48,626,639,000	23.226	24.124	97.20	97.01	984.79	10	2,446,208,932.12	31/07/2025
146	EGBGR06131V6	Treasury Bonds 14 January 2028 Variable Return	EGP	14/01/2025	14/01/2028	4	30.4436	41,005,665,000				100.95	1,070.22			17/06/2025
147	EGBGR06171V2	Treasury Bonds 03 February 2028 Variable Return	EGP	03/02/2025	03/02/2028	4	31.4075	1,996,704,000					1,000.00			
148	EGBGR06101F2	Treasury Bonds 04 February 2028	EGP	04/02/2025	04/02/2028	2	21.383	16,698,859,000	21.961	22.747	97.37	98.33	1,079.56	2	42,851,835.47	17/07/2025
149	EGBGR06191V0	Treasury Bonds 20 February 2028 Variable Return	EGP	20/02/2025	20/02/2028	4	31.2739	1,766,666,000					1,000.00			
150	EGBGR06211V6	Treasury Bonds 27 February 2028 Variable Return	EGP	27/02/2025	27/02/2028	4	30.0239	10,000,000,000					1,000.00			
151	EGBGR03131F2	Treasury Bonds 28 February 2028	EGP	28/02/2021	28/02/2028	2	14.374	4,164,125,000					1,000.00			
152	EGBGR06111F1	Treasury Bonds 04 March 2028	EGP	04/03/2025	04/03/2028	2	21.954	98,887,272,000	22.275	22.644	98.56	98.56	1,064.36	1	20,222,800.93	14/07/2025
153	EGBGR06141V5	Treasury Bonds 04 March 2028 Variable Return	EGP	04/03/2025	04/03/2028	4	30.1086	35,948,000,000				99.74	1,003.08			11/06/2025
154	EGBGR06231F7	Treasury Bonds 01 April 2028	EGP	01/04/2025	01/04/2028	2	21.263	8,182,200,000				100.20	1,046.17			16/06/2025
155	EGBGR03181F7	Treasury Bonds 13 April 2028	EGP	13/04/2021	13/04/2028	2	14.551	9,228,514,000				65.31	696.04			28/01/2024
156	EGBGR06251V2	Treasury Bonds 22 April 2028 Variable Return	EGP	22/04/2025	22/04/2028	4	30.0324	52,835,500,000	30.357	30.352	100.02	100.06	1,001.38	7	41,616,588,085.67	23/07/2025
157	EGBGR06271F3	Treasury Bonds 06 May 2028	EGP	06/05/2025	06/05/2028	2	21.333	70,323,500,000				99.03	1,021.59			29/06/2025
158	EGBGR02111F5	Treasury Bonds 08 MAY 2028	EGP	08/05/2018	08/05/2028	2	14.9	5,170,085,000				74.78	810.01			07/04/2024
159	EGBGR06331V2	Treasury Bonds 19 May 2028 Variable Return	EGP	19/05/2025	19/05/2028	4	31.3357	4,950,000,000					1,000.00			
160	EGBGR06291V8	Treasury Bonds 27 May 2028 Variable Return	EGP	27/05/2025	27/05/2028	4	30.2475	18,210,000,000	30.202	30.133	100.15	102.30	1,075.56	3	4,189,081,007.84	30/07/2025
161	EGBGR04761F5	Treasury Bonds 27 June 2028	EGP	27/06/2023	27/06/2028	2	17	5,000,000,000					1,000.00			

#	ISIN	Bond Name	CR	Issue Date	Maturity Date	Coupons	CP Rate %	EGP Issue Size	Weighted Average Current Yield %	Weighted Average YTM %	Average Clean Price %	Last Clean Price %	Last Gross Price	No. of Trades	Value Traded	Last Trade Date
162	EGBGR03251F8	Treasury Bonds 29 June 2028	EGP	29/06/2021	29/06/2028	2	14.59	5,000,000,000					1,000.00			
163	EGBGR06371V8	Treasury Bonds 29 June 2028 Variable Return	EGP	29/06/2025	29/06/2028	4	30.5708	17,852,371,000					1,000.00			
164	EGBGR06351F3	Treasury Bonds 01 July 2028	EGP	01/07/2025	01/07/2028	1	23.44	110,734,716,000	23.683	23.902	98.98	98.28	1,002.11	113	16,288,851,490.46	31/07/2025
165	EGBGR06401V3	Treasury Bonds 08 July 2028 Variable Return	EGP	08/07/2025	08/07/2028	4	30.8045	10,500,000,000	30.729	30.667	100.25	100.27	1,014.43	22	4,826,596,474.24	22/07/2025
166	EGBGR03371F4	Treasury Bonds 13 July 2028	EGP	13/07/2021	13/07/2028	2	14.585	2,346,925,000				67.88	693.26			14/02/2024
167	EGBGR04801F9	Treasury Bonds 28 August 2028	EGP	28/08/2023	28/08/2028	1	21.5	12,861,851,000					1,000.00			
168	EGBGR04831F6	Treasury Bonds 12 September 2028	EGP	12/09/2023	12/09/2028	1	20	10,000,000,000					1,000.00			
169	EGBGR04881F1	Treasury Bonds 01 October 2028	EGP	01/10/2023	01/10/2028	1	21.5	12,875,447,000					1,000.00			
170	EGBGR03511F5	Treasury Bonds 12 October 2028	EGP	12/10/2021	12/10/2028	2	14.575	1,425,328,000				66.98	676.93			30/10/2023
171	EGBGR03551F1	Treasury Bonds 31 October 2028	EGP	31/10/2021	31/10/2028	2	14.595	2,000,000,000					1,000.00			
172	EGBGR05001F5	Treasury Bonds 31 October 2028	EGP	31/10/2023	31/10/2028	1	21.5	6,841,860,000					1,000.00			
173	EGBGR02181F8	Treasury Bonds 06 November 2028	EGP	06/11/2018	06/11/2028	2	18	9,075,678,000				112.80	1,197.61			26/03/2025
174	EGBGR03611F3	Treasury Bonds 04 January 2029	EGP	04/01/2022	04/01/2029	2	14.598	3,895,872,000				93.09	1,000.68			26/06/2023
175	EGBGR05151V5	Treasury Bonds 16 January 2029 Variable Return	EGP	16/01/2024	16/01/2029	4	32.9375	4,600,000,000				96.90	1,001.18			17/11/2024
176	EGBGR05231V5	Treasury Bonds 20 February 2029 Variable Return	EGP	20/02/2024	20/02/2029	4	34.6875	14,650,000,000					1,000.00			
177	EGBGR02271F7	Treasury Bonds 07 MAY 2029	EGP	07/05/2019	07/05/2029	2	16.1	22,121,666,000				84.85	851.08			13/05/2025
178	EGBGR03751F7	Treasury Bonds 10 May 2029	EGP	10/05/2022	10/05/2029	2	14.63	176,440,000					1,000.00			
179	EGBGR03871F3	Treasury Bonds 28 June 2029	EGP	28/06/2022	28/06/2029	2	14.63	4,999,808,000					1,000.00			
180	EGBGR03901F8	Treasury Bonds 05 July 2029	EGP	05/07/2022	05/07/2029	2	14.65	54,250,000					1,000.00			
181	EGBGR05831V2	Treasury Bonds 06 August 2029 Variable Return	EGP	06/08/2024	06/08/2029	4	32.287	7,808,100,000				101.61	1,083.81			16/01/2025
182	EGBGR02341F8	Treasury Bonds 10 SEP 2029	EGP	10/09/2019	10/09/2029	2	14.4	19,080,960,000				81.93	855.32			10/06/2025
183	EGBGR05951V8	Treasury Bonds 01 October 2029 Variable Return	EGP	01/10/2024	01/10/2029	4	30.7655	4,907,405,000				119.52	1,264.13			12/06/2025
184	EGBGR02441F6	Treasury Bonds 31 December 2029	EGP	31/12/2019	31/12/2029	2	13.703	11,750,000,000				93.01	955.89			08/03/2022
185	EGBGR06151V4	Treasury Bonds 07 January 2030 Variable Return	EGP	07/01/2025	07/01/2030	4	30.6191	10,664,390,000	29.111	27.187	119.14	119.05	1,276.30	6	8,735,760.93	06/07/2025
186	EGBGR02491F1	Treasury Bonds 14 January 2030	EGP	14/01/2020	14/01/2030	2	13.564	15,697,920,000				74.97	758.87			08/08/2024
187	EGBGR02541F3	Treasury Bonds 24 March 2030	EGP	24/03/2020	24/03/2030	2	13.938	6,500,000,000				81.37	815.60			28/09/2022
188	EGBGR06241V3	Treasury Bonds 01 April 2030 Variable Return	EGP	01/04/2025	01/04/2030	4	30.5293	810,000,000	24.501	22.000	124.70	121.25	1,229.05	2	13,931,723.94	21/07/2025
189	EGBGR02601F5	Treasury Bonds 21 APR 2030	EGP	21/04/2020	21/04/2030	2	13.411	3,162,000,000				81.60	861.46			22/08/2022

#	ISIN	Bond Name	CR	Issue Date	Maturity Date	Coupons	CP Rate %	EGP Issue Size	Weighted Average Current Yield %	Weighted Average YTM %	Average Clean Price %	Last Clean Price %	Last Gross Price	No. of Trades	Value Traded	Last Trade Date
190	EGBGR06261V1	Treasury Bonds 29 April 2030 Variable Return	EGP	29/04/2025	29/04/2030	4	30.4602	2,849,840,000	29.148	28.289	108.79	108.79	1,156.73	2	19,664,384.16	17/07/2025
191	EGBGR06321F6	Treasury Bonds 20 May 2030	EGP	20/05/2025	20/05/2030	2	19.98	41,815,300,000				101.49	1,026.29			10/06/2025
192	EGBGR06341V1	Treasury Bonds 10 June 2030 Variable Return	EGP	10/06/2025	10/06/2030	4	30.9971	1,490,000,000	31.135	31.150	99.56	99.56	1,020.01	1	448,805,923.50	09/07/2025
193	EGBGR02731F0	Treasury Bonds 16 June 2030	EGP	16/06/2020	16/06/2030	2	13.8	11,500,000					1,000.00			
194	EGBGR06361V9	Treasury Bonds 01 July 2030 Variable Return	EGP	01/07/2025	01/07/2030	4	31.2376	5,402,430,000	30.620	30.400	102.24	110.31	1,128.54	67	3,332,077,111.35	31/07/2025
195	EGBGR06411F5	Treasury Bonds 08 July 2030	EGP	08/07/2025	08/07/2030	2	19.945	4,016,500,000	19.970	19.980	99.87	99.63	1,007.72	16	1,330,477,294.11	29/07/2025
196	EGBGR02841F7	Treasury Bonds 14 July 2030	EGP	14/07/2020	14/07/2030	2	14.425	10,460,304,000				102.96	1,057.89			26/03/2025
197	EGBGR02951F4	Treasury Bonds 06 October 2030	EGP	06/10/2020	06/10/2030	2	14.664	20,129,017,000				82.42	890.65			20/03/2025
198	EGBGR02971F2	Treasury Bonds 27 OCT 2030	EGP	27/10/2020	27/10/2030	2	14.731	10,000,000,000					1,000.00			
199	EGBGR03001F7	Treasury Bonds 25 NOV 2030	EGP	25/11/2020	25/11/2030	2	14.505	10,164,125,000					1,000.00			
200	EGBGR03041F3	Treasury Bonds 29 December 2030	EGP	29/12/2020	29/12/2030	2	14.394	4,164,125,000					1,000.00			
201	EGBGR03091F8	Treasury Bonds 12 January 2031	EGP	12/01/2021	12/01/2031	2	14.382	15,240,536,000				80.14	847.45			08/05/2025
202	EGBGR03191F6	Treasury Bonds 06 April 2031	EGP	06/04/2021	06/04/2031	2	14.82	10,901,610,000				94.82	1,017.82			26/03/2025
203	EGBGR03261F7	Treasury Bonds 29 June 2031	EGP	29/06/2021	29/06/2031	2	14.826	4,164,125,000					1,000.00			
204	EGBGR03381F3	Treasury Bonds 06 July 2031	EGP	06/07/2021	06/07/2031	2	14.82	2,871,378,000				71.58	770.55			19/11/2024
205	EGBGR03521F4	Treasury Bonds 05 October, 2031	EGP	05/10/2021	05/10/2031	2	14.7	540,262,000				60.39	613.98			30/10/2023
206	EGBGR03621F2	Treasury Bonds 11 January 2032	EGP	11/01/2022	11/01/2032	2	14.72	205,183,000				57.12	627.16			27/11/2023
207	EGBGR03841F6	Treasury Bonds 17 May 2032	EGP	17/05/2022	17/05/2032	2	14.372	4,255,000					1,000.00			
208	EGBGR02851F6	Treasury Bonds 28 JUL 2035	EGP	28/07/2020	28/07/2035	1	15.433	5,720,950,000	21.104	22.350	73.13	73.13	883.08	1	1,148,008.36	22/07/2025
209	EGBGR02961F3	Treasury Bonds 27 OCT 2035	EGP	27/10/2020	27/10/2035	1	15.342	6,200,300,000	21.222	22.350	72.29	72.29	835.56	1	1,253,343.76	22/07/2025
210	EGBGR03101F5	Treasury Bonds 26 January 2036	EGP	26/01/2021	26/01/2036	1	15.276	1,868,750,000				73.09	872.41			30/12/2024
211	EGBGR03201F3	Treasury Bonds 27 April 2036	EGP	27/04/2021	27/04/2036	1	15.37	1,612,570,000				100.00	1,140.23			26/03/2025
212	EGBGR03391F2	Treasury Bonds 13 July 2036	EGP	13/07/2021	13/07/2036	1	15.387	2,214,620,000				101.72	1,153.83			02/06/2024
213	EGBGR03531F3	Treasury Bonds 26 October, 2036	EGP	26/10/2021	26/10/2036	1	15.371	521,151,000	13.093	12.384	117.70	118.87	1,299.07	3	7,722,935.14	15/07/2025
214	EGBGR03561F0	Treasury Bonds 31 October 2036	EGP	31/10/2021	31/10/2036	1	15.371	10,999,808,000					1,000.00			
215	EGBGR03591F7	Treasury Bonds 18 January 2037	EGP	18/01/2022	18/01/2037	1	15.379	674,535,000					1,000.00			
Total								3,348,001,785,000								



Annex (7)

- Housing Bonds

#	ISIN	Bond Name	CR	Issue Date	Call Date	Maturity Date	Coupons	Interest Rate	Years to Maturity	EGP Issue Size	Last Trade Date
1	EGBGH00281V7	Housing Bonds - Dec 2010 / 2025	EGP	01/12/2005	01/12/2010	01/12/2025	1	Yr1-Yr5=8%,Yr6-Yr10=8.5%,Yr11-Yr20=9%	0	986,790	27/05/2008
2	EGBGH00291F9	Housing Bonds - Dec 2011 / 2026	EGP	01/12/2006	01/12/2011	01/12/2026	1	Yr1-Yr5=8%,Yr6-Yr10=8.5%,Yr11-Yr20=9%	1	2,778,470	03/03/2008
3	EGBGH00301V3	Housing Bonds 2012/ 2027	EGP	01/12/2007	01/12/2012	01/12/2027	1	Yr1-Yr5=8%,Yr6-Yr10=8.5%,Yr11-Yr20=9%	2	2,654,720	
4	EGBGH00311V2	Housing Bonds 2013/ 2028	EGP	01/12/2008	01/12/2013	01/12/2028	1	Yr1-Yr5=8%,Yr6-Yr10=8.5%,Yr11-Yr20=9%	3	3,654,140	
5	EGBGH00321V1	Housing 32 DEC 2009 / 2014 / 2029	EGP	01/12/2009	01/12/2014	01/12/2029	1	Yr1-Yr5=8%,Yr6-Yr10=8.5%,Yr11-Yr20=9%	4	6,649,440	29/12/2011
6	EGBGH00331V0	Housing 33 DEC 2015 / 2030	EGP	01/12/2010	01/12/2015	01/12/2030	1	Yr1-Yr5=8%,Yr6-Yr10=8.5%,Yr11-Yr20=9%	5	3,489,710	25/12/2013
7	EGBGH00341V9	Housing 34 DEC 2016 / 2031	EGP	01/12/2011	01/12/2016	01/12/2031	1	Yr1-Yr5=8%,Yr6-Yr10=8.5%,Yr11-Yr20=9%	6	3,940,150	
8	EGBGH00351V8	Housing 35 DEC 2017 / 2032	EGP	01/12/2012	01/12/2017	01/12/2032	1	Yr1-Yr5=8%,Yr6-Yr10=8.5%,Yr11-Yr20=9%	7	2,006,860	
9	EGBGH00361V7	Housing Bonds (36) December 2018 / 2033	EGP	01/12/2013	01/12/2018	01/12/2033	1	Yr1-Yr5=8%,Yr6-Yr10=8.5%,Yr11-Yr20=9%	8	3,332,580	
10	EGBGH00371V6	Housing Bonds (37) December 2019 / 2034	EGP	01/12/2014	01/12/2019	01/12/2034	1	Yr1-Yr5=8%,Yr6-Yr10=8.5%,Yr11-Yr20=9%	9	3,180,080	
11	EGBGH00381V5	Housing Bonds (38) December 2020 / 2035	EGP	01/12/2015	01/12/2020	01/12/2035	1	Yr1-Yr5=8%,Yr6-Yr10=8.5%,Yr11-Yr20=9%	10	4,022,110	
12	EGBGH00391F7	Housing Bonds (39) December 2021 / 2036	EGP	01/12/2016	01/12/2021	01/12/2036	1	Yr1-Yr5=8%,Yr6-Yr10=8.5%,Yr11-Yr20=9%	11	2,270,460	
13	EGBGH00401F4	Housing Bonds No. 40 2022 / 2037	EGP	01/12/2017	01/12/2022	01/12/2037	1	Yr1-Yr5=8%,Yr6-Yr10=8.5%,Yr11-Yr20=9%	12	2,618,090	
14	EGBGH00411V0	Housing Bonds No. 41 2023 / 2038	EGP	01/12/2018	01/12/2023	01/12/2038	1	Yr1-Yr5=8%,Yr6-Yr10=8.5%,Yr11-Yr20=9%	13	2,346,310	
15	EGBGH00421V9	Housing Bonds No. 42 2024 / 2039	EGP	01/12/2019	01/12/2024	01/12/2039	1	Yr1-Yr5=8%,Yr6-Yr10=8.5%,Yr11-Yr20=9%	14	2,667,070	
16	EGBGH00431V8	Housing Bonds No. 43 2025 / 2040	EGP	01/12/2020	01/12/2025	01/12/2040	1	Yr1-Yr5=8%,Yr6-Yr10=8.5%,Yr11-Yr20=9%	15	2,613,060	
17	EGBGH00441V7	Housing Bonds No. 44 2026 / 2041	EGP	01/12/2021	01/12/2026	01/12/2041	1	Yr1-Yr5=8%,Yr6-Yr10=8.5%,Yr11-Yr20=9%	16	3,599,470	
18	EGBGH00451V6	Housing Bonds 45 Mature2042Call2027	EGP	01/12/2022	01/12/2027	01/12/2042	1	Yr1-Yr5=8%,Yr6-Yr10=8.5%,Yr11-Yr20=9%	17	3,767,610	
19	EGBGH00461V5	Housing Bonds 46 Mature2043Call2028	EGP	01/12/2023	01/12/2028	01/12/2043	1	Yr1-Yr5=8%,Yr6-Yr10=8.5%,Yr11-Yr20=9%	18	3,783,270	
Total										60,360,390	



Annex (8)

- Corporate Bonds

#	ISIN	Bond Name	CR	Issue Date	Listing Date	Call Date	Maturity Date	Interest Rate	Last Coupon No.	Last Coupon Date	Last Coupon Rate %	Last Coupon Value	Issue Price	Last Trade Date	EGP Issue Size
1	EGB68031L060	Hermes Securities Brokerage The First Issuance - Third Program May 2026 V.R	EGP	22/05/2025	21/07/2025		14/05/2026	Variable Rate AVGRTBills364 + 3.5 % Paid SemiAnually					100		900,000,000
2	EGB7CNX1L027	Drive Finance And Non-Banking Services The First Issue-First Program Tranche B June 2027	EGP	26/06/2022	08/09/2022	31/08/2023	30/06/2027	Fixed Rate 13.50% paid monthly	38	30/07/2025	13.5	0.45863	38.33		153,333,333
3	EGB70342L026	Golden Pyramids Plaza - First Instalment - 2nd Issue - 31 July 2028	USD	15/04/2015	15/07/2015	31/07/2017	31/07/2028	Fixed Rate 6% + Variable Rate	14	31/01/2022	6.15388	1.391033	43.75	30/09/2018	5,967,122,000
4	EGB610D1L047	EFG Corp-Solutions The Second Issuance - First Program October 2029 V.R	EGP	10/10/2024	14/01/2025	31/05/2025	31/10/2029	Variable Rate Lending Rate + 1 % Paid Monthly	7	30/07/2025	26	2.208219	100		450,000,000
Total															7,470,455,333

- Sukuk

#	ISIN	Bond Name	CR	Issue Date	Listing Date	Call Date	Maturity Date	Interest Rate	Last Coupon No.	Last Coupon Date	Last Coupon Rate %	Last Coupon Value	Issue Price	Last Trade Date	EGP Issue Size
1	EGB696G1L025	EFG Hermes Sukuk The Second Issuance October 2027 Variable Return	EGP	29/12/2020	02/08/2021	29/12/2020	31/10/2027	Variable Rate Lending Rate+0.75% paid Semi-Annually	9	29/04/2025	29	8.628493	50		300,000,000
2	EGB69671L013	Sarwa Sukuk The First Issue November 2027	EGP	25/11/2020	17/02/2021	30/12/2022	30/11/2027	variable return, based on the net returns paid Monthly	56	29/07/2025	13.048968	0.09047	8.44		210,890,185
3	EGB69671S026	Sarwa Sukuk The Second Issue June 2028	EGP	26/07/2021	19/08/2021	30/07/2023	30/06/2028	variable return, based on the net returns paid Monthly	48	29/07/2025	15.0546	0.2499	20.2	26/01/2022	504,913,127
4	EGB69671L047	Sarwa Sukuk The Fourth Issue August 2029	EGP	21/09/2022	27/10/2022	30/10/2024	30/08/2029	variable return, based on the net returns paid Monthly	34	29/07/2025	20.305035	0.75234	45.08		901,599,092
5	EGB67AQ1L013	Alkan Finance Sukuk The First Issuance February 2030 V.R	EGP	25/02/2025	30/04/2025		28/02/2030	variable return, based on the Average return paid Monthly					100		7,000,000,000
6	EGB698A1L011	Al Ahly SUKUK The First Issuance March 2032 V.R	EGP	28/04/2025	13/07/2025	30/04/2028	31/03/2032	variable return, based on the Average return paid Monthly	1	30/07/2025	24.3	63.358571	1,000		2,800,000,000

#	ISIN	Bond Name	CR	Issue Date	Listing Date	Call Date	Maturity Date	Interest Rate	Last Coupon No.	Last Coupon Date	Last Coupon Rate %	Last Coupon Value	Issue Price	Last Trade Date	EGP Issue Size
7	EGB69881L018	Bokra Taskeek The First Issuance April 2032 V.R	EGP	28/04/2025	01/06/2025		30/04/2032	variable return, based on the net returns paid Monthly	3	29/07/2025	21.126773	1.73645	100	28/07/2025	3,000,000,000
Total															14,717,402,405

- Securitization Bonds

#	ISIN	Bond Name	CR	Issue Date	Listing Date	Call Date	Maturity Date	Interest Rate	Last Coupon No.	Last Coupon Date	Last Coupon Rate %	Last Coupon Value	Issue Price	Last Trade Date	EGP Issue Size
1	EGB69471S450	AL Rehab For Securitization The Fifth Issue-First Program Tranche B July 2025	EGP	29/06/2022	22/09/2022	29/10/2023	29/07/2025	Fixed Rate 13.25% paid Quarterly	11	04/05/2025	13.25	0.63652	16.15		54,100,000
2	EGB69611S0B5	Capital For Securitization The Second Issuance - Seventh Program Tranche C August 2025 V.R	EGP	26/08/2024	03/10/2024		07/08/2025	Variable Rate Lending Rate (corridor) + 0.6 % Paid Monthly	10	06/07/2025	25.6	1.922959	60		148,200,000
3	EGB69611S428	Capital For Securitization The Second Issuance - Second Program Tranche D August 2025	EGP	31/01/2023	06/03/2023	31/07/2024	31/08/2025	Fixed Rate 19.25 % paid Monthly	30	30/07/2025	19.25	0.130795	7		47,675,600
4	EGB697J1S174	Aman For Securitization The Fifth Issuance - First Program Tranche B August 2025 F.R	EGP	17/09/2024	27/10/2024		31/08/2025	Fixed Rate 26.25 % Paid Monthly	10	30/07/2025	26.25	0.410689	8.65		23,000,000
5	EGB692R1S195	EL TAAMIR Securitization The Seventh Issue Tranche B September 2025	EGP	30/09/2022	17/11/2022	30/10/2023	30/09/2025	Variable Rate Lending&Disco unt rate+0.25% paid Semi Annually	5	27/03/2025	28.5	68.853052	322.46	01/08/2023	928,697,864
6	EGB69471S500	AL Rehab For Securitization The First Issuance - Second Program Tranche A September 2025 F.R	EGP	01/10/2024	21/11/2024		30/09/2025	Fixed Rate 24 % Paid SemiAnnualy	1	30/04/2025	24	11.967123	36.94		28,000,000
7	EGB69611S0W1	Capital For Securitization The Second Issuance - Eighth Program Tranche A September 2025 F.R	EGP	01/01/2025	02/02/2025		30/09/2025	Fixed Rate 26.15 % Paid Monthly	7	30/07/2025	26.15	0.755288	21.91		181,226,782
8	EGB697J1S232	Aman For Securitization The First Issuance Tranche B September 2025 V.R	EGP	31/12/2024	27/02/2025		30/09/2025	Variable Rate Lending Rate (corridor) + 0.20 % Paid Monthly	6	30/07/2025	25.2	2.140274	66.46		218,000,000
9	EGB694Z1S037	Beltone Securitization The First Issuance Tranche A October 2025 V.R	EGP	21/10/2024	02/01/2025		07/10/2025	Variable Rate Lending Rate + 0.50 % Paid Quarterly	3	06/07/2025	28.75	5.337526	51.72		84,823,000
10	EGB69611S1G2	Capital For Securitization The First Issuance - The Twelveth Program Tranche B October 2025 V.R	EGP	30/12/2024	06/03/2025		07/10/2025	Variable Rate Lending Rate (corridor) + 0.20 % Paid Monthly	5	06/07/2025	25.2	2.079452	100		830,000,000
11	EGB69801S250	Al Ahly Securitization The Second Issuance - Second Program Tranche B October 2025 V.R	EGP	30/12/2024	06/03/2025		07/10/2025	Variable Rate Lending Rate (corridor) + 0.20 % Paid Monthly	5	06/07/2025	28.45	1.86411	90.97		147,372,590
12	EGB69801S326	Al Ahly Securitization The First Issuance -The Sixth Program Tranche A October 2025 V.R	EGP	07/04/2025	02/06/2025		07/10/2025	Variable Rate Lending Rate (corridor) + 0.10 % Paid Monthly	2	06/07/2025	28.35	1.30854	54.57		114,597,790
13	EGB692C1S473	Egyptian Co. For Securitization The Second Issuance - Second Program	EGP	05/11/2024	05/12/2024		31/10/2025	Fixed Rate 26.25 % Paid Monthly	8	30/07/2025	26.25	1.451436	50.91		180,745,781

#	ISIN	Bond Name	CR	Issue Date	Listing Date	Call Date	Maturity Date	Interest Rate	Last Coupon No.	Last Coupon Date	Last Coupon Rate %	Last Coupon Value	Issue Price	Last Trade Date	EGP Issue Size
Tranche B October 2025 F.R															
14	EGB69561S276	EFG Hermes Securitization The First Issuance -The Sixth Program Tranche A October 2025 Variable Retu	EGP	03/11/2022	22/01/2023	30/04/2023	31/10/2025	Variable Rate Lending rate +0.35%paid Semi-Annually	5	29/04/2025	28.6	14.182466	50		48,000,000
15	EGB69611S0L4	Capital For Securitization The Third Issuance - Fourth Program Tranche C October 2025 F.R	EGP	30/10/2024	01/12/2024		31/10/2025	Fixed Rate 26.25 % Paid Monthly	9	30/07/2025	26.25	2.229452	100		569,000,000
16	EGB69611S0Q3	Capital For Securitization The First Issuance - The Ninth Program Tranche B October 2025 F.R	EGP	20/11/2024	26/12/2024		31/10/2025	Fixed Rate 26.25 % Paid Monthly	7	30/07/2025	26.25	0.578311	12.99		18,056,032
17	EGB692R1S146	EL TAAMIR Securitization The Fifth Issue Tranche D November 2025	EGP	15/11/2021	30/12/2021	05/01/2023	05/11/2025	Variable Rate lending rate+1% paid Monthly	44	03/07/2025	26	1.199781	56.82		99,996,282
18	EGB69761S058	Global Corp Securitization The Second Issue-First Program Tranche B November 2025	EGP	02/10/2022	17/11/2022	07/12/2023	07/11/2025	Variable Rate Lending&Discount rate+0.25% paid Monthly	32	06/07/2025	25.25	0.581111	24.57		130,976,406
19	EGB697Q1S092	Aur Securitization The Second Issuance - First Program Tranche A November 2025 V.R	EGP	20/12/2023	01/02/2024		07/11/2025	Variable Rate , Lending Rate + 1.25%, Paid quarterly	6	06/05/2025	29.5	5.0925	49.25		156,624,371
20	EGB69801S219	Al Ahly Securitization The First Issuance - Fifth Program Tranche C November 2025 V.R	EGP	13/11/2024	05/12/2024		07/11/2025	Variable Rate Lending Rate (corridor) + 0.6 % Paid Monthly	8	06/07/2025	28.85	1.893699	83.14		132,197,433
21	EGB69781S080	Tamweel Securitization The Second Issue-First Program Tranche B November 2025	EGP	02/10/2022	03/11/2022	10/12/2023	10/11/2025	Variable Rate lending rate+0.40% paid Monthly	33	09/07/2025	25.4	0.777866	29.12		179,000,000
22	EGB690R1S809	Sarwa Securitization The Thirty-Fourth Issue Tranche C November 2025	EGP	21/12/2020	18/03/2021	31/01/2022	30/11/2025	Fixed Rate 10,55 % paid Monthly	55	29/07/2025	10.55	0.08661	9.99		35,157,921
23	EGB694K1S497	EFG Securitization The Second Issuance - Sixth Program Tranche B November 2025 F.R	EGP	13/11/2024	06/02/2025	30/06/2025	30/11/2025	Fixed Rate 26.30 % Paid Monthly	6	30/07/2025	26.3	0.803976	14.58		36,959,000
24	EGB69611S0F6	Capital For Securitization The Second Issuance - Sixth Program Tranche A November 2025 V.R	EGP	11/10/2024	21/11/2024		30/11/2025	Variable Rate Lending Rate + 0.25 % Paid Monthly	9	30/07/2025	25.25	0.696828	25.07		15,965,799
25	EGB69611S873	Capital For Securitization The Second Issuance - Fourth Program Tranche D November 2025 V.R	EGP	27/05/2024	27/06/2024		30/11/2025	Variable Rate , Lending & Discount Rate +1% , paid monthly	14	30/07/2025	26.25	1.267125	36		286,560,000
26	EGB697J1S323	Aman For Securitization The Third Issuance Tranche A November 2025 F.R	EGP	11/06/2025	28/07/2025		30/11/2025	Fixed Rate 23 % Paid Monthly	1	30/07/2025	23	3.150685	34.85		107,000,000
27	EGB692C1S275	Egyptian Co. For Securitization The Ninth Issue Tranche C December 2025	EGP	29/11/2020	17/06/2021	02/01/2022	01/12/2025	Fixed Rate 12.33% paid Monthly	48	31/07/2025	12.33	0.035371	3.38		6,312,835
28	EGB69611S1Q1	Capital For Securitization The Third Issuance - Seventh Program Tranche A December 2025 V.R	EGP	05/06/2025	07/07/2025		07/12/2025	Variable Rate Lending Rate (corridor) + 0.10 % Paid Monthly	1	06/07/2025	25.1	2.200548	86		240,800,000
29	EGB69801S136	Al Ahly Securitization The First Issuance - Third Program Tranche A December 2025 V.R	EGP	22/11/2023	22/01/2024		07/12/2025	Variable Rate , Lending Rate + 0.40%, Paid quarterly	6	04/06/2025	28.65	3.880741	36.82		115,243,195

#	ISIN	Bond Name	CR	Issue Date	Listing Date	Call Date	Maturity Date	Interest Rate	Last Coupon No.	Last Coupon Date	Last Coupon Rate %	Last Coupon Value	Issue Price	Last Trade Date	EGP Issue Size
30	EGB69801S375	Al Ahly Securitization The First Issuance - The Seventh Program Tranche A December 2025 F.R	EGP	16/06/2025	08/07/2025		07/12/2025	Fixed Rate 23 % Paid Monthly	1	06/07/2025	23	1.323288	95.19		102,802,552
31	EGB690R1S0H5	Sarwa Securitization The Forty-Fifth Issuance Tranche A December 2025 F.R	EGP	27/12/2024	23/01/2025		30/12/2025	Fixed Rate 25 % Paid Monthly	7	29/07/2025	25	1.75163	85.25		208,000,000
32	EGB69561S367	EFG Hermes Securitization The Second Issuance - Fourth Program Tranche B December 2025 Fixed Return	EGP	30/12/2022	16/03/2023		30/12/2025	Fixed Rate 15.25% paid Monthly	22	30/07/2025	15.25	0.17832	3.2		13,711,000
33	EGB694K1S513	EFG Securitization The Third Issuance - Sixth Program Tranche B December 2025 F.R	EGP	23/12/2024	20/03/2025	31/07/2025	31/12/2025	Fixed Rate 26.30 % Paid Monthly	5	30/07/2025	26.3	1.712986	56.18		110,843,000
34	EGB69561S615	EFG Hermes Securitization The Third Issuance - Seventh Program Tranche A December 2025 F.R	EGP	30/12/2024	13/03/2025		31/12/2025	Fixed Rate 26.3 % Paid Monthly	5	30/07/2025	26.3	0.580305	18.52		48,889,000
35	EGB69611S0X9	Capital For Securitization The Second Issuance - Eighth Program Tranche B December 2025 F.R	EGP	01/01/2025	02/02/2025		31/12/2025	Fixed Rate 26.3 % Paid Monthly	7	30/07/2025	26.3	1.521238	62.26		456,597,192
36	EGB69611S0Z4	Capital For Securitization The First Issuance - The Tenth Program Tranche B December 2025 F.R	EGP	31/12/2024	27/02/2025		31/12/2025	Fixed Rate 26.25 % Paid Monthly	6	30/07/2025	26.25	2.084138	79.76		203,379,289
37	EGB69611S337	Capital For Securitization The Seventh Issuance Tranche B December 2025	EGP	30/12/2022	30/01/2023	31/01/2025	31/12/2025	Fixed Rate 18.25% paid monthly	31	30/07/2025	18.25	0.18594	9.96		34,498,073
38	EGB69611S667	Capital For Securitization The Third Issuance - Third Program Tranche H December 2025 F.R	EGP	20/12/2023	01/02/2024		31/12/2025	Fixed Rate, 22.50%, Paid Monthly	19	30/07/2025	22.5	1.910959	55		58,795,000
39	EGB69611S725	Capital For Securitization The First Issuance - Fourth Program Tranche H December 2025 F.R	EGP	01/01/2024	01/02/2024		31/12/2025	Fixed Rate, 22.5 %, Paid Monthly	19	30/07/2025	22.5	1.910959	81.5		283,783,000
40	EGB69781S304	Tamweel Securitization The Second Issuance - Third Program Tranche A December 2025 F.R	EGP	23/12/2024	19/01/2025		31/12/2025	Fixed Rate 26.4 % Paid Monthly	7	30/07/2025	26.4	0.599721	17.19		34,200,000
41	EGB697J1S117	Aman For Securitization The Third Issuance - First Program Tranche D December 2025 V.R	EGP	29/12/2023	18/02/2024		31/12/2025	Variable Rate Corridor Rate + 1.80 % Paid Monthly	18	30/07/2025	26.05	0.57051	21.07		33,500,000
42	EGB697J1S240	Aman For Securitization The First Issuance Tranche C December 2025 V.R	EGP	31/12/2024	27/02/2025		31/12/2025	Variable Rate Lending Rate (corridor) + 0.30 % Paid Monthly	6	30/07/2025	25.3	2.148767	100		236,000,000
43	EGB697J1S281	Aman For Securitization The Second Issuance Tranche B December 2025 F.R	EGP	01/01/2025	27/02/2025		31/12/2025	Fixed Rate 25.5 % Paid Monthly	6	30/07/2025	25.5	2.165753	78.57		220,000,000
44	EGB69611S303	Capital For Securitization The Third Issuance - First Program Tranche B January 2026	EGP	02/01/2023	30/01/2023	05/03/2024	05/01/2026	Variable Rate Lending&Disco unt rate +0.40%paid monthly	30	03/07/2025	24.4	0.770971	34.3		278,200,000
45	EGB69761S090	Global Corp Securitization The Third Issuance-First Program Tranche B January 2026	EGP	02/01/2023	27/02/2023	05/04/2025	05/01/2026	Variable Rate Deposit & Lending rate +0.45%paid every 3 months	10	02/07/2025	28.7	6.378157	80.75		180,870,000
46	EGB69801S169	Al Ahly Securitization The Second Issuance Tranche A January 2026 V.R	EGP	29/12/2023	11/03/2024		05/01/2026	Variable Rate , Lending Rate + 0.9%, Paid Quarterly	6	03/07/2025	24.15	1.807891	5.45		13,299,400

#	ISIN	Bond Name	CR	Issue Date	Listing Date	Call Date	Maturity Date	Interest Rate	Last Coupon No.	Last Coupon Date	Last Coupon Rate %	Last Coupon Value	Issue Price	Last Trade Date	EGP Issue Size
47	EGB69611S1H0	Capital For Securitization The First Issuance - The Twelveth Program Tranche C January 2026 V.R	EGP	30/12/2024	06/03/2025		07/01/2026	Variable Rate Lending Rate (corridor) + 0.30 % Paid Monthly	5	06/07/2025	25.3	2.087671	100		830,000,000
48	EGB69781S171	Tamweel Securitization The Third Issuance - First Program Tranche A January 2026 V.R	EGP	20/12/2023	10/01/2024		07/01/2026	Variable Rate, Lending Rate + 0.50%, Paid Monthly	19	06/07/2025	25.5	0.760855	26.66		82,900,000
49	EGB69801S268	Al Ahly Securitization The Second Issuance - Second Program Tranche C January 2026 V.R	EGP	30/12/2024	06/03/2025		07/01/2026	Variable Rate Lending Rate (corridor) + 0.30 % Paid Monthly	5	06/07/2025	28.55	1.871507	100		130,000,000
50	EGB69801S334	Al Ahly Securitization The First Issuance -The Sixth Program Tranche B January 2026 V.R	EGP	07/04/2025	02/06/2025		07/01/2026	Variable Rate Lending Rate (corridor) + 0.20 % Paid Monthly	2	06/07/2025	28.45	1.86411	100		155,000,000
51	EGB69611S1B3	Capital For Securitization The First Issuance - The Eleventh Program Tranche A January 2026 V.R	EGP	30/12/2024	06/03/2025		10/01/2026	Variable Rate Lending Rate + 0.4 % Paid Monthly	5	09/07/2025	25.4	1.335721	52.41		225,100,000
52	EGB69561S012	Financial Group For Securitization The First Issue-Second Program Tranche C January 2026	EGP	12/01/2021	19/08/2021	12/03/2022	12/01/2026	Fixed Rate 10.4% paid Monthly	28	11/02/2024	10.4	0.826301	100		129,500,000
53	EGB69561S102	EFG Hermes Securitization The First Issuance - Second Program Tranche C January 2026 Fixed Return	EGP	12/01/2021	19/08/2021	12/03/2022	12/01/2026	Fixed Rate 10.4% paid Monthly	45	10/07/2025	10.4	0.214724	21.48		27,812,000
54	EGB69611S0S9	Capital For Securitization The Third Issuance - Sixth Program Tranche A January 2026 V.R	EGP	27/12/2024	03/02/2025		31/01/2026	Variable Rate Lending Rate + 0.25 % Paid Monthly	7	30/07/2025	25.25	1.955581	82.2		146,350,437
55	EGB69611S0C3	Capital For Securitization The Second Issuance - Seventh Program Tranche D February 2026 V.R	EGP	26/08/2024	03/10/2024		07/02/2026	Variable Rate Lending Rate (corridor) + 1 % Paid Monthly	10	06/07/2025	26	2.145205	100		423,000,000
56	EGB692C1S309	Egyptian Co. For Securitization The Tenth Issue Tranche C February 2026	EGP	31/12/2020	17/06/2021	10/03/2022	10/02/2026	Variable Rate overnight lending rate+0.60% paid Monthly	54	09/07/2025	25.6	0.337336	15.06		105,820,103
57	EGB69761S140	Global Corp Securitization The Fifth Issuance - First Program Tranche A February 2026 V.R	EGP	13/02/2024	28/04/2024		10/02/2026	Variable Rate , Lending Rate + 0.50%, Paid Quarterly	5	08/05/2025	28.75	5.166949	56.9		205,420,000
58	EGB694K1S521	EFG Securitization The Fourth Issuance - Sixth Program February 2026 F.R	EGP	27/02/2025	18/05/2025	30/09/2025	28/02/2026	Fixed Rate 24 % Paid Monthly	3	30/07/2025	24	0.749035	28.28		131,034,000
59	EGB69561S391	EFG Hermes Securitization The Third Issuance Tranche B February 2026 Fixed Return	EGP	15/02/2023	11/05/2023	30/04/2024	28/02/2026	Fixed Rate 17.95% paid Monthly	20	30/07/2025	17.95	0.540878	34.45		80,230,000
60	EGB69611S1R9	Capital For Securitization The Third Issuance - Seventh Program Tranche B March 2026 V.R	EGP	05/06/2025	07/07/2025		07/03/2026	Variable Rate Lending Rate (corridor) + 0.2 % Paid Monthly	1	06/07/2025	25.2	2.209315	100		135,000,000
61	EGB69611S469	Capital For Securitization The Third Issuance - Second Program Tranche D March 2026 Fixed Return	EGP	27/06/2023	14/08/2023	10/12/2024	10/03/2026	Fixed Rate 22.25% paid Monthly	24	09/07/2025	22.25	0.420616	22		249,832,000
62	EGB692R1S278	EL TAAMIR Securitization The First Issuance-The First Program Tranche H March 2026 Fixed Rate	EGP	07/03/2023	18/05/2023	31/05/2024	31/03/2026	Fixed Rate 17.95% paid Monthly	19	30/07/2025	17.95	0.710179	44.67		83,168,915

#	ISIN	Bond Name	CR	Issue Date	Listing Date	Call Date	Maturity Date	Interest Rate	Last Coupon No.	Last Coupon Date	Last Coupon Rate %	Last Coupon Value	Issue Price	Last Trade Date	EGP Issue Size
63	EGB694K1S240	EFG Securitization The Second Issuance - Fourth Program Tranche B March 2026 Variable Return	EGP	07/03/2023	07/05/2023	31/05/2024	31/03/2026	Variable Rate Lending rate +0.40%paid monthly	19	27/07/2025	25.4	0.403999	6.65		17,480,000
64	EGB694K1S273	EFG Securitization The Second Issuance - Fourth Program Tranche H March 2026 Fixed Return	EGP	07/03/2023	07/05/2023	31/10/2024	31/03/2026	Fixed Rate 17.95 % paid Monthly	19	27/07/2025	17.95	0.291448	6.79		3,337,000
65	EGB69561S458	EFG Hermes Securitization The Second Issuance - Seventh Program Tranche B March 2026 Fixed Return	EGP	27/03/2023	29/05/2023	29/02/2024	31/03/2026	Fixed Rate 18.10% paid monthly	21	30/07/2025	18.1	0.130741	3.3		3,256,500
66	EGB697J1S026	Aman For Securitization The First Issuance-The First Program Tranche B March 2026	EGP	05/02/2023	21/03/2023	28/02/2025	31/03/2026	Fixed Rate 18.25 % paid Monthly	29	30/07/2025	18.25	0.308258	17.29		40,000,000
67	EGB69801S342	Al Ahly Securitization The First Issuance -The Sixth Program Tranche C April 2026 V.R	EGP	07/04/2025	02/06/2025		07/04/2026	Variable Rate Lending Rate (corridor) + 0.3 % Paid Monthly	2	06/07/2025	28.55	1.871507	100		135,000,000
68	EGB692C1S481	Egyptian Co. For Securitization The Second Issuance - Second Program Tranche C April 2026 V.R	EGP	05/11/2024	05/12/2024		30/04/2026	Variable Rate Lending Rate + 1 % Paid Monthly	8	30/07/2025	26	2.208219	100		151,000,000
69	EGB69611S0M2	Capital For Securitization The Third Issuance - Fourth Program Tranche D April 2026 V.R	EGP	30/10/2024	01/12/2024		30/04/2026	Variable Rate Lending Rate + 1 % Paid Monthly	9	30/07/2025	26	2.208219	100		763,000,000
70	EGB69611S1L2	Capital For Securitization The Fourth Issuance - Sixth Program Tranche A April 2026 V.R	EGP	27/03/2025	30/04/2025		30/04/2026	Variable Rate Lending Rate + 0.25 % Paid Monthly	4	30/07/2025	25.25	2.144521	100		130,960,000
71	EGB69611S501	Capital For Securitization The Second Issuance - Third Program Tranche D April 2026 Fixed Return	EGP	19/09/2023	26/10/2023	31/10/2024	30/04/2026	Fixed Rate 23.25% ,paid Monthly	22	30/07/2025	23.25	0.888596	40		151,840,000
72	EGB69781S338	Tamweel Securitization The First Issuance - Fifth Program Tranche A May 2026 F.R	EGP	13/05/2025	29/05/2025		07/05/2026	Fixed Rate 25 % Paid Monthly	2	06/07/2025	25	1.780822	84.25		101,100,000
73	EGB697Q1S027	Aur Securitization The First Issuance Tranche B May 2026 Variable Return Rate	EGP	02/04/2023	01/06/2023	07/05/2025	07/05/2026	Variable Rate lending rate+0.5% paid Monthly	26	06/07/2025	28.75	1.228733	51.15		117,641,604
74	EGB69801S227	Al Ahly Securitization The First Issuance - Fifth Program Tranche D May 2026 V.R	EGP	13/11/2024	05/12/2024		07/05/2026	Variable Rate Lending Rate (corridor) + 1 % Paid Monthly	8	06/07/2025	29.25	1.923288	100		138,000,000
75	EGB69611S1P3	Capital For Securitization The First Issuance - The Thirteenth Program May 2026 F.R	EGP	22/05/2025	29/06/2025		31/05/2026	Fixed Rate 23 % Paid Monthly	2	30/07/2025	23	1.510188	69.73		346,887,286
76	EGB69611S881	Capital For Securitization The Second Issuance - Fourth Program Tranche H May 2026 V.R	EGP	27/05/2024	27/06/2024		31/05/2026	Variable Rate , Lending & Discount Rate +1.25% , paid monthly	14	30/07/2025	26.5	2.335616	100		366,000,000
77	EGB697J1S158	Aman For Securitization The Fourth Issuance - First Program Tranche D May 2026 V.R	EGP	06/06/2024	28/07/2024		31/05/2026	Variable Rate Corridor Rate + 1.25 % Paid Monthly	13	30/07/2025	26.25	2.229452	84.19		114,500,000
78	EGB697J1S331	Aman For Securitization The Third Issuance Tranche B May 2026 F.R	EGP	11/06/2025	28/07/2025		31/05/2026	Fixed Rate 23.10 % Paid Monthly	1	30/07/2025	23.1	3.164384	100		222,000,000
79	EGB692R1S302	EL TAAMIR Securitization The First Issuance-The Second Program Tranche B June 2026 Variable Return	EGP	18/05/2023	22/06/2023	03/07/2024	03/06/2026	Variable Rate Lending rate +0.50%paid Monthly	25	31/07/2025	25.5	1.113526	51.42		304,892,000

#	ISIN	Bond Name	CR	Issue Date	Listing Date	Call Date	Maturity Date	Interest Rate	Last Coupon No.	Last Coupon Date	Last Coupon Rate %	Last Coupon Value	Issue Price	Last Trade Date	EGP Issue Size
80	EGB69611S1S7	Capital For Securitization The Third Issuance - Seventh Program Tranche C June 2026 V.R	EGP	05/06/2025	07/07/2025		07/06/2026	Variable Rate Lending Rate (corridor) + 0.30 % Paid Monthly	1	06/07/2025	25.3	2.218082	100		115,000,000
81	EGB69801S383	Al Ahly Securitization The First Issuance - The Seventh Program Tranche B June 2026 F.R	EGP	16/06/2025	08/07/2025		07/06/2026	Fixed Rate 23.20 % Paid Monthly	1	06/07/2025	23.2	1.334795	100		82,000,000
82	EGB694K1S315	EFG Securitization The First Issuance - Fifth Program Tranche B June 2026 Fixed Return	EGP	16/06/2023	10/08/2023	15/12/2023	15/06/2026	Fixed Rate 20.10% paid Monthly	23	14/07/2025	20.1	0.372478	18.9		90,110,000
83	EGB690R1S965	Sarwa Securitization The Forty-First Issuance Tranche B June 2026 Fixed Return	EGP	23/06/2023	26/07/2023	30/08/2024	30/06/2026	Fixed Rate 20,50% paid Monthly	25	29/07/2025	20.5	0.56491	33.53		312,472,316
84	EGB69611S0R1	Capital For Securitization The First Issuance - The Ninth Program Tranche C June 2026 V.R	EGP	20/11/2024	26/12/2024		30/06/2026	Variable Rate Lending Rate + 1 % Paid Monthly	7	30/07/2025	26	1.896331	85.88		50,666,871
85	EGB697J1S257	Aman For Securitization The First Issuance Tranche D June 2026 F.R	EGP	31/12/2024	27/02/2025		30/06/2026	Fixed Rate 23.25 % Paid Monthly	6	30/07/2025	23.25	1.974658	100		207,000,000
86	EGB69801S029	Al Ahly Securitization The First Issuance - The First Program Tranche B July 2026 Variable Return	EGP	12/06/2023	07/08/2023	05/08/2024	05/07/2026	Variable Rate Lending rate +0.50%paid monthly	24	03/07/2025	28.75	0.559537	27.3		103,207,033
87	EGB69611S1I8	Capital For Securitization The First Issuance - The Twelveth Program Tranche D July 2026 F.R	EGP	30/12/2024	06/03/2025		07/07/2026	Fixed Rate 23.25 % Paid Monthly	5	06/07/2025	23.25	1.910959	100		1,235,000,000
88	EGB69801S276	Al Ahly Securitization The Second Issuance - Second Program Tranche D July 2026 F.R	EGP	30/12/2024	06/03/2025		07/07/2026	Fixed Rate 23.25 % Paid Monthly	5	06/07/2025	23.25	1.719863	100		180,000,000
89	EGB69561S474	EFG Hermes Securitization The First Issuance - The Ninth Program Tranche B July 2026 Fixed Return	EGP	17/07/2023	01/10/2023	30/09/2024	30/07/2026	Fixed Rate 19.90% paid Monthly	15	30/07/2025	19.9	0.967803	56.32		77,179,000
90	EGB692R1S336	EL TAAMIR Securitization The First Issuance - Third Program Tranche B July 2026 Variable Return	EGP	14/07/2023	07/09/2023	31/08/2024	31/07/2026	Variable Rate Lending rate +0.35%paid semi-annually	4	30/07/2025	28.6	119.101821	502.28		3,043,786,603
91	EGB69471S484	AL Rehab For Securitization The Twelvth Issuance Tranche B July 2026 Variable Return	EGP	27/07/2023	19/10/2023		31/07/2026	Variable Rate Lending&Disc rate+1% paid Monthly	9	30/07/2025	23.25	0.296076	10.55		15,825,000
92	EGB694Y1S210	Tawreeq Securitization The Seventh Issue Tranche H July 2026	EGP	05/07/2021	25/10/2021	30/09/2022	31/07/2026	Fixed Rate 10.55% paid Monthly	47	30/07/2025	10.55	0.117764	12.57		4,400,000
93	EGB69611S0D1	Capital For Securitization The Second Issuance - Seventh Program Tranche H August 2026 V.R	EGP	26/08/2024	03/10/2024		07/08/2026	Variable Rate Lending Rate (corridor) + 1.25 % Paid Monthly	10	06/07/2025	26.25	2.165753	100		193,000,000
94	EGB69611S1A5	Capital For Securitization The First Issuance - The Tenth Program Tranche C August 2026 V.R	EGP	31/12/2024	27/02/2025		31/08/2026	Variable Rate Lending Rate + 1 % Paid Monthly	6	30/07/2025	26	2.108281	95.47		87,836,302
95	EGB69611S584	Capital For Securitization The Fifth Issuance - Second Program Tranche D August 2026 F.R	EGP	31/10/2023	30/11/2023		31/08/2026	Fixed Rate, 22.95%, Paid Monthly	21	30/07/2025	22.95	0.716323	31.5		326,340,000
96	EGB69611S675	Capital For Securitization The Third Issuance - Third Program Tranche W August 2026 F.R	EGP	20/12/2023	01/02/2024		31/08/2026	Fixed Rate, 23.25%, Paid Monthly	19	30/07/2025	23.25	1.974658	100		68,900,000

#	ISIN	Bond Name	CR	Issue Date	Listing Date	Call Date	Maturity Date	Interest Rate	Last Coupon No.	Last Coupon Date	Last Coupon Rate %	Last Coupon Value	Issue Price	Last Trade Date	EGP Issue Size
97	EGB697J1S182	Aman For Securitization The Fifth Issuance - First Program Tranche C August 2026 V.R	EGP	17/09/2024	27/10/2024		31/08/2026	Variable Rate Corridor Rate + 1.10 % Paid Monthly	10	30/07/2025	26.1	2.216712	100		313,000,000
98	EGB69801S052	Al Ahly Securitization The First Issuance Tranche B September 2026 Variable Return	EGP	26/09/2023	02/11/2023		05/09/2026	Variable Rate lending rate+1.0% paid every 3 months	7	04/05/2025	24.25	4.701331	50.81		154,966,068
99	EGB69761S124	Global Corp Securitization The Fourth Issuance - First Program Tranche B September 2026 Variable Ret	EGP	30/08/2023	08/10/2023	07/10/2024	07/09/2026	Variable Rate lending rate+0.50% paid Monthly	21	06/07/2025	25.5	1.329452	67.11		924,050,000
100	EGB69761S173	Global Corp Securitization The Sixth Issuance - First Program Tranche A September 2026 V.R	EGP	08/08/2024	17/10/2024		10/09/2026	Variable Rate Lending Rate + 0.5 % Paid Monthly	9	09/07/2025	25.5	1.557711	69.86		520,450,000
101	EGB694K1S331	EFG Securitization The Third Issuance - Third Program Tranche B September 2026 V.R	EGP	22/09/2023	23/11/2023	22/12/2024	22/09/2026	Variable Return Despost &Lending Rate +0.75% Paid every 3 months	5	12/06/2025	29	5.833422	71.88		334,602,000
102	EGB690R1S999	Sarwa Securitization The Forty-Second Issuance Tranche B September 2026 Fixed Return	EGP	28/09/2023	26/10/2023	30/10/2024	30/09/2026	Fixed Rate 21.50 % paid Monthly	22	29/07/2025	21.5	0.77191	43.68	24/02/2025	325,428,097
103	EGB69561S508	EFG Hermes Securitization The First Issuance - The Eighth Program Tranche B September 2026 V.R	EGP	08/09/2023	07/12/2023	30/11/2024	30/09/2026	Variable Rate Lending Rate + 0.50 % Paid monthly	13	30/07/2025	25.5	1.659803	66.02		127,769,000
104	EGB695R1S119	A.T. Securitization The Fourth Issuance Tranche B October 2026 Variable Return	EGP	31/08/2023	02/10/2023	07/11/2024	07/10/2026	Variable Rate lending rate+0.45% paid Monthly	22	06/07/2025	25.45	1.238632	64.2		550,236,000
105	EGB69801S235	Al Ahly Securitization The First Issuance - Fifth Program Tranche H October 2026 V.R	EGP	13/11/2024	05/12/2024		07/10/2026	Variable Rate Lending Rate (corridor) + 1.25 % Paid Monthly	8	06/07/2025	29.5	1.941781	100		21,000,000
106	EGB69801S359	Al Ahly Securitization The First Issuance -The Sixth Program Tranche D October 2026 F.R	EGP	07/04/2025	02/06/2025		07/10/2026	Fixed Rate 22.75 % Paid Monthly	2	06/07/2025	22.75	3.989041	100		307,000,000
107	EGB69561S565	EFG Hermes Securitization The Second Issuance - Second Program Tranche B October 2026 V.R	EGP	18/10/2023	31/12/2023		15/10/2026	Variable Rate Lending & Discount Rate +2.5%, Paid Monthly	12	14/07/2025	26.75	1.107301	43.98	24/02/2025	32,209,000
108	EGB690R1S874	Sarwa Securitization The Thirty-Six Issue Tranche C October 2026	EGP	01/12/2021	20/01/2022	30/12/2022	30/10/2026	Fixed Rate 10.25% paid Monthly	36	29/07/2025	10.25	0.34519	40.97		84,816,597
109	EGB69561S524	EFG Hermes Securitization The Second Issuance - Sixth Program Tranche A October 2026 V.R	EGP	31/10/2023	03/01/2024	30/04/2024	31/10/2026	Variable rate Lending Rate +1.15% Paid Semi-Annually	3	29/04/2025	29.4	14.579178	100		87,500,000
110	EGB69611S0N0	Capital For Securitization The Third Issuance - Fourth Program Tranche H October 2026 V.R	EGP	30/10/2024	01/12/2024		31/10/2026	Variable Rate Lending Rate + 1.25 % Paid Monthly	9	30/07/2025	26.25	2.229452	100		296,000,000
111	EGB697J1S265	Aman For Securitization The First Issuance Tranche H October 2026 F.R	EGP	31/12/2024	27/02/2025		31/10/2026	Fixed Rate 23.50 % Paid Monthly	6	30/07/2025	23.5	1.99589	100		31,000,000
112	EGB69781S254	Tamweel Securitization The First Issuance - Fourth Program Tranche A November 2026 V.R	EGP	02/12/2024	26/12/2024		03/11/2026	Variable Rate Lending Rate + 0.55 % Paid Monthly	8	31/07/2025	25.55	1.869661	86.16		539,100,000
113	EGB692R1S377	EL TAAMIR Securitization The Second Issuance - Third Program Tranche B	EGP	28/11/2023	31/12/2023	31/12/2024	30/11/2026	Variable rate Lending Rate +0.35% Paid	3	29/05/2025	26.6	142.31978	728.78		2,864,114,460

#	ISIN	Bond Name	CR	Issue Date	Listing Date	Call Date	Maturity Date	Interest Rate	Last Coupon No.	Last Coupon Date	Last Coupon Rate %	Last Coupon Value	Issue Price	Last Trade Date	EGP Issue Size
		November 2026 V.R						Semi-Annually							
114	EGB694Y1S251	Tawreeq Securitization The Eighth Issue Tranche D December 2026	EGP	30/12/2021	10/03/2022	05/02/2023	05/12/2026	Fixed Rate 10.85% paid monthly	42	03/07/2025	10.85	0.311188	34.44		26,934,346
115	EGB69801S110	Al Ahly Securitization The First Issuance - Fourth Program Tranche B December 2026 V.R	EGP	02/11/2023	14/12/2023	05/01/2025	05/12/2026	Variable rate Lending Rate +0.50% Paid monthly	11	02/07/2025	28.75	1.39581	67.94		182,762,824
116	EGB69611S1T5	Capital For Securitization The Third Issuance - Seventh Program Tranche D December 2026 F.R	EGP	05/06/2025	07/07/2025		07/12/2026	Fixed Rate 23.25 % Paid Monthly	1	06/07/2025	23.25	2.038356	100		179,500,000
117	EGB69801S144	Al Ahly Securitization The First Issuance - Third Program Tranche B December 2026 V.R	EGP	22/11/2023	22/01/2024	07/01/2026	07/12/2026	Variable Rate , Lending Rate, + 0.50%, Paid Monthly	6	04/06/2025	28.75	7.325342	100		271,000,000
118	EGB69801S391	Al Ahly Securitization The First Issuance - The Seventh Program Tranche C December 2026 F.R	EGP	16/06/2025	08/07/2025		07/12/2026	Fixed Rate 22.50 % Paid Monthly	1	06/07/2025	22.5	1.294521	100		45,000,000
119	EGB690R1S0C6	Sarwa Securitization The Forty-Third Issuance Tranche B December 2026 V.R	EGP	27/12/2023	29/01/2024	30/01/2025	30/12/2026	Variable Rate, Lending Rate +1.25%, Paid Monthly	19	29/07/2025	23.5	0.72337	37.45		264,028,604
120	EGB69561S185	EFG Hermes Securitization The First Issuance - Fourth Program Tranche C December 2026 Fixed Return	EGP	30/12/2021	22/03/2022	28/02/2023	30/12/2026	Fixed Rate 10.20% paid monthly	34	30/07/2025	10.2	0.64067	64.45		102,354,000
121	EGB69561S599	EFG Hermes Securitization The Second Issuance - Ninth Program Tranche B December 2026 V.R	EGP	21/12/2023	22/02/2024		31/12/2026	Variable Rate, Lending & Discount Rate + 1.15%, Paid Monthly	10	30/07/2025	24.4	1.60236	72.95		113,641,000
122	EGB69611S238	Capital For Securitization The Second Issue-First Program Tranche C December 2026	EGP	02/01/2022	10/03/2022	28/02/2023	31/12/2026	Variable Rate lending rate+0.45% paid Monthly	43	30/07/2025	25.45	1.796669	75.21		573,000,000
123	EGB69611S345	Capital For Securitization The Seventh Issuance Tranche C December 2026	EGP	30/12/2022	30/01/2023	31/01/2025	31/12/2026	Fixed Rate 18.50% paid monthly	31	30/07/2025	18.5	1.571233	100		77,900,000
124	EGB69611S600	Capital For Securitization The First Issuance - Fifth Program Tranche B December 2026 F.R	EGP	06/12/2023	22/01/2024	28/02/2025	31/12/2026	Fixed Rate, 22.5%, Paid Monthly	19	30/07/2025	22.5	1.232613	61.88		430,441,646
125	EGB69611S733	Capital For Securitization The First Issuance - Fourth Program Tranche W December 2026 F.R	EGP	01/01/2024	01/02/2024		31/12/2026	Fixed Rate, 23.25 %, Paid Monthly	19	30/07/2025	23.25	1.974658	100		230,336,000
126	EGB69781S031	Tamweel Securitization The First Issue-First Program Tranche C December 2026	EGP	29/12/2021	03/07/2022	31/01/2023	31/12/2026	Variable Rate lending rate+1.10% paid Monthly	42	30/07/2025	26.1	1.629261	70.81		68,400,000
127	EGB69781S239	Tamweel Securitization The First Issuance - Third Program Tranche B December 2026 F.R	EGP	27/12/2023	28/01/2024	28/02/2025	31/12/2026	Fixed Rate, 22.6%, Paid Monthly	19	30/07/2025	22.6	1.265823	61.99		203,900,000
128	EGB69781S312	Tamweel Securitization The Second Issuance - Third Program Tranche B December 2026 F.R	EGP	23/12/2024	19/01/2025	31/01/2026	31/12/2026	Fixed Rate 27.6 % Paid Monthly	7	30/07/2025	27.6	2.34411	100		244,400,000
129	EGB697J1S299	Aman For Securitization The Second Issuance Tranche C December 2026 F.R	EGP	01/01/2025	27/02/2025		31/12/2026	Fixed Rate 23.5 % Paid Monthly	6	30/07/2025	23.5	1.99589	100	10/03/2025	223,000,000
130	EGB695R1S135	A.T. Securitization The Fifth Issuance Tranche A January	EGP	02/12/2024	09/01/2025		07/01/2027	Variable Rate Lending Rate +	5	06/07/2025	25.45	1.340319	61.59		382,501,000

#	ISIN	Bond Name	CR	Issue Date	Listing Date	Call Date	Maturity Date	Interest Rate	Last Coupon No.	Last Coupon Date	Last Coupon Rate %	Last Coupon Value	Issue Price	Last Trade Date	EGP Issue Size
		2027 V.R						0.45 % Paid Monthly							
131	EGB69611S1J6	Capital For Securitization The First Issuance - The Twelveth Program Tranche H January 2027 F.R	EGP	30/12/2024	06/03/2025		07/01/2027	Fixed Rate 23.5 % Paid Monthly	5	06/07/2025	23.5	1.931507	100		550,000,000
132	EGB69611S790	Capital For Securitization The Fourth Issuance - First Program Tranche B January 2027 V.R	EGP	29/12/2023	29/02/2024	07/02/2025	07/01/2027	Variable Rate , Lending Rate + 0.6%, Paid Monthly	17	06/07/2025	25.6	1.776241	80.9		639,100,000
133	EGB69761S033	Global Corp Securitization The First Issue-First Program Tranche C January 2027	EGP	28/12/2021	27/02/2022	07/02/2023	07/01/2027	Variable Rate lending rate+0.60% paid Monthly	42	06/07/2025	25.6	1.049591	48.41		197,990,000
134	EGB69781S189	Tamweel Securitization The Third Issuance - First Program Tranche B January 2027 V.R	EGP	20/12/2023	10/01/2024	07/02/2026	07/01/2027	Variable Rate Lending Rate + 0.60%, Paid Monthly	19	06/07/2025	25.6	1.904857	90.53		239,000,000
135	EGB69801S284	Al Ahly Securitization The Second Issuance - Second Program Tranche H January 2027 F.R	EGP	30/12/2024	06/03/2025		07/01/2027	Fixed Rate 23.5 % Paid Monthly	6	06/07/2025	23.5	1.95589	100		40,000,000
136	EGB69801S292	Al Ahly Securitization The Second Issuance - Third Program Tranche A January 2027 V.R	EGP	30/12/2024	20/02/2025		07/01/2027	Variable Rate Lending Rate + 0.50 % Paid Quarterly	2	06/07/2025	28.75	6.513014	97.88		304,400,000
137	EGB69561S151	EFG Hermes Securitization The First Issuance - Fifth Program Tranche C January 2027 Fixed Return	EGP	10/01/2022	31/03/2022	10/02/2023	10/01/2027	Fixed Rate10.25% paid monthly	33	09/07/2025	10.25	0.144586	10.83		4,872,000
138	EGB69611S758	Capital For Securitization The First Issuance -The Sixth Program Tranche B January 2027 V.R	EGP	29/12/2023	22/02/2024	28/02/2025	31/01/2027	Variable Rate, Lending Rate + 0.60 % Paid Monthly	18	30/07/2025	25.6	1.622673	69.28		212,702,961
139	EGB69611S899	Capital For Securitization The Second Issuance - Fourth Program Tranche W January 2027 V.R	EGP	27/05/2024	27/06/2024		31/01/2027	Variable Rate , Lending & Discount Rate +1.75%, paid monthly	14	30/07/2025	27	2.378082	100	24/02/2025	248,000,000
140	EGB692C1S341	Egyptian Co. For Securitization The Eleventh Issue Tranche C February 2027	EGP	02/01/2022	10/02/2022	10/03/2023	10/02/2027	Variable Rate overnight lending rate+0.45% paid Monthly	42	09/07/2025	25.45	1.864721	84.01		625,525,073
141	EGB692C1S432	Egyptian Co. For Securitization The Thirteenth Issuance Tranche B February 2027 V.R	EGP	29/12/2023	08/02/2024	10/03/2025	10/02/2027	Variable Rate , Overnight Lending rate + 0.60%, Paid monthly	18	09/07/2025	25.6	1.654681	78.08		933,812,614
142	EGB69611S1C1	Capital For Securitization The First Issuance - The Eleventh Program Tranche B February 2027 V.R	EGP	30/12/2024	06/03/2025	10/02/2026	10/02/2027	Variable Rate Lending Rate + 0.5 % Paid Monthly	5	09/07/2025	25.5	2.09589	100		558,700,000
143	EGB692R1S179	EL TAAMIR Securitization The Sixth Issue Tranche C March 2027	EGP	17/03/2022	26/04/2022	05/05/2023	05/03/2027	Variable Rate lending rate+0.60% paid Monthly	40	03/07/2025	25.6	1.943476	90.34		182,930,480
144	EGB69761S157	Global Corp Securitization The Fifth Issuance - First Program Tranche B March 2027 V.R	EGP	13/02/2024	28/04/2024	10/03/2026	10/03/2027	Variable Rate , Lending Rate + 0.60%, Paid monthly	5	08/05/2025	28.85	7.113699	100		384,000,000
145	EGB694Y1S285	Tawreeq Securitization The Sixth Issue Tranche C March 2027	EGP	09/03/2022	02/06/2022	31/05/2023	31/03/2027	Variable Rate lending rate+0.85% paid Monthly	40	30/07/2025	25.85	1.480844	43.9		82,006,000

#	ISIN	Bond Name	CR	Issue Date	Listing Date	Call Date	Maturity Date	Interest Rate	Last Coupon No.	Last Coupon Date	Last Coupon Rate %	Last Coupon Value	Issue Price	Last Trade Date	EGP Issue Size
146	EGB69611S0E9	Capital For Securitization The Second Issuance - Seventh Program Tranche W April 2027 V.R	EGP	26/08/2024	03/10/2024		07/04/2027	Variable Rate Lending Rate (corridor) + 1.75 % Paid Monthly	10	06/07/2025	26.75	2.206849	100		114,000,000
147	EGB69801S367	Al Ahly Securitization The First Issuance -The Sixth Program Tranche H April 2027 F.R	EGP	07/04/2025	02/06/2025		07/04/2027	Fixed Rate 23 % Paid Monthly	2	06/07/2025	23	1.70137	100		74,500,000
148	EGB697J1S349	Aman For Securitization The Third Issuance Tranche C April 2027 V.R	EGP	11/06/2025	28/07/2025		30/04/2027	Variable Rate Lending Rate (corridor) + 1 % Paid Monthly	1	30/07/2025	26	3.561644	100		136,500,000
149	EGB69801S409	Al Ahly Securitization The First Issuance - The Seventh Program Tranche D May 2027 F.R	EGP	16/06/2025	08/07/2025		07/05/2027	Fixed Rate 22.75 % Paid Monthly	1	06/07/2025	22.75	1.308904	100		15,000,000
150	EGB690R1S0F9	Sarwa Securitization The Forty-Fourth Issuance Tranche B May 2027 V.R	EGP	08/05/2024	27/06/2024	30/06/2025	30/05/2027	Variable Rate Lending Rate (corridor) + 1.25 % Paid Monthly	14	29/07/2025	26.25	1.13239	52.49	24/02/2025	285,520,585
151	EGB69611S008	Capital For Securitization The Third Issuance - Fourth Program Tranche W May 2027 V.R	EGP	30/10/2024	01/12/2024		31/05/2027	Variable Rate Lending Rate + 1.75 % Paid Monthly	9	30/07/2025	26.75	2.271918	100	24/02/2025	231,000,000
152	EGB69611S824	Capital For Securitization The Second Issuance - Fifth Program Tranche B May 2027 F.R	EGP	17/05/2024	24/06/2024	31/07/2025	31/05/2027	Fixed Rate , 29.5%, Paid Monthly	14	30/07/2025	29.5	2.505479	97.52		628,917,282
153	EGB697Q1S050	Aur Securitization The First Issuance-The First Program Tranche B June 2027 Variable Return	EGP	01/06/2023	26/07/2023	06/09/2025	06/06/2027	Variable Rate Lending rate +0.55%paid quarterly	8	04/06/2025	28.8	7.574795	100		548,000,000
154	EGB694Z1S060	Beltone Securitization The Second Issuance Tranche A June 2027 V.R	EGP	19/05/2025	07/07/2025		07/06/2027	Variable Rate Lending Rate + 0.50 % Paid Monthly					97.26		711,000,000
155	EGB695R1S093	A.T. Securitization The Third Issue Tranche C June 2027	EGP	31/05/2022	03/07/2022	07/08/2023	07/06/2027	Variable Rate lending rate+0.45% paid Monthly	37	06/07/2025	25.45	1.128507	52.91		333,350,000
156	EGB69611S1U3	Capital For Securitization The Third Issuance - Seventh Program Tranche H June 2027 F.R	EGP	05/06/2025	07/07/2025		07/06/2027	Fixed Rate 23.5 % Paid Monthly	1	06/07/2025	23.5	2.060274	100		70,000,000
157	EGB692C1S242	Egyptian Co. For Securitization The Eighth Issue Tranche D June 2027	EGP	30/12/2019	10/06/2020	10/03/2021	10/06/2027	Variable Rate overnight lending rate+1.80% paid Monthly	61	09/07/2025	26.8	1.614929	72.47		132,228,217
158	EGB69471S401	AL Rehab For Securitization The Third Issue-First Program Tranche C July 2027	EGP	06/07/2021	27/10/2021	06/09/2022	06/07/2027	Fixed Rate 10.35% paid Monthly	39	03/07/2025	10.35	0.237944	25.21		47,685,000
159	EGB697Q1S035	Aur Securitization The First Issuance Tranche C August 2027 Variable Return Rate	EGP	02/04/2023	01/06/2023	07/05/2025	07/08/2027	Variable Rate lending rate+0.7% paid Monthly	26	06/07/2025	28.95	1.836513	96.6		181,613,398
160	EGB697J1S190	Aman For Securitization The Fifth Issuance - First Program Tranche D August 2027 V.R	EGP	17/09/2024	27/10/2024		31/08/2027	Variable Rate Corridor Rate + 1.25 % Paid Monthly	10	30/07/2025	26.25	2.229452	100		202,000,000
161	EGB69611S311	Capital For Securitization The Third Issuance - First Program Tranche C September 2027	EGP	02/01/2023	30/01/2023	05/03/2024	05/09/2027	Variable Rate Lending&Disco unt rate +0.60%paid monthly	30	03/07/2025	25.6	2.10411	100		544,000,000

#	ISIN	Bond Name	CR	Issue Date	Listing Date	Call Date	Maturity Date	Interest Rate	Last Coupon No.	Last Coupon Date	Last Coupon Rate %	Last Coupon Value	Issue Price	Last Trade Date	EGP Issue Size
162	EGB69611S1K4	Capital For Securitization The First Issuance - The Twelveth Program Tranche W September 2027 F.R	EGP	30/12/2024	06/03/2025		07/09/2027	Fixed Rate 23.75 % Paid Monthly	5	06/07/2025	23.75	1.952055	100		380,000,000
163	EGB69761S181	Global Corp Securitization The Sixth Issuance - First Program Tranche B September 2027 V.R	EGP	08/08/2024	17/10/2024	10/10/2026	10/09/2027	Variable Rate Lending Rate + 0.6 % Paid Monthly	9	09/07/2025	25.6	2.10411	100		385,000,000
164	EGB690R1S916	Sarwa Securitization The Thirty-Ninth Issuance Tranche C September 2027	EGP	13/11/2022	24/11/2022	30/11/2023	30/09/2027	Fixed Rate 16.10 % paid Monthly	33	29/07/2025	16.1	1.32329	100		239,000,000
165	EGB692R1S203	EL TAAMIR Securitization The Seventh Issue Tranche C September 2027	EGP	30/09/2022	17/11/2022	30/10/2023	30/09/2027	Variable Rate Lending&Discount rate+0.50% paid Semi Annually	5	27/03/2025	28.75	144.931507	1,000	01/08/2023	3,820,000,000
166	EGB69471S518	AL Rehab For Securitization The First Issuance - Second Program Tranche B September 2027 F.R	EGP	01/10/2024	21/11/2024		30/09/2027	Fixed Rate 24 % Paid SemiAnnualy	1	30/03/2025	24	11.967123	100		174,340,000
167	EGB69561S631	EFG Hermes Securitization The Fourth Issuance Tranche A September 2027 V.R	EGP	31/12/2024	17/03/2025	31/03/2025	30/09/2027	Variable Rate Lending Rate + 1.25 % Paid SemiAnnualy	1	30/03/2025	29.5	7.273973	100		62,500,000
168	EGB692R1S310	EL TAAMIR Securitization The First Issuance-The Second Program Tranche C October 2027 Variable Retur	EGP	18/05/2023	22/06/2023	03/07/2024	03/10/2027	Variable Rate Lending rate +0.60%paid Monthly	25	31/07/2025	25.6	2.174247	100		310,000,000
169	EGB694Z1S045	Beltone Securitization The First Issuance Tranche B October 2027 V.R	EGP	21/10/2024	02/01/2025	07/01/2026	07/10/2027	Variable Rate Lending Rate + 0.75 % Paid Monthly	3	06/07/2025	29	7.230137	100		945,000,000
170	EGB69761S066	Global Corp Securitization The Second Issue-First Program Tranche C October 2027	EGP	02/10/2022	17/11/2022	07/12/2023	07/10/2027	Variable Rate Lending&Discount rate+0.45% paid Monthly	32	06/07/2025	25.45	1.867044	99.17		480,000,000
171	EGB69561S284	EFG Hermes Securitization The First Issuance -The Sixth Program Tranche B October 2027 Variable Retu	EGP	03/11/2022	22/01/2023	30/04/2023	31/10/2027	Variable Rate Lending rate +0.55%paid Semi-Annually	5	29/04/2025	28.8	14.281644	100		304,000,000
172	EGB69611S0G4	Capital For Securitization The Second Issuance - Sixth Program Tranche B October 2027 V.R	EGP	11/10/2024	21/11/2024	30/11/2025	31/10/2027	Variable Rate Lending Rate + 0.4 % Paid Monthly	9	30/07/2025	25.4	2.096299	97.17		343,875,000
173	EGB697J1S034	Aman For Securitization The First Issuance-The First Program Tranche C October 2027	EGP	05/02/2023	21/03/2023	28/02/2025	31/10/2027	Fixed Rate 18.70 % paid Monthly	29	30/07/2025	18.7	1.588219	100		102,000,000
174	EGB69781S262	Tamweel Securitization The First Issuance - Fourth Program Tranche B November 2027 V.R	EGP	02/12/2024	26/12/2024	03/12/2026	03/11/2027	Variable Rate Lending Rate + 0.6 % Paid Monthly	8	31/07/2025	25.6	2.174247	100		345,500,000
175	EGB69761S132	Global Corp Securitization The Fourth Issuance - First Program Tranche C November 2027 Variable Retu	EGP	30/08/2023	08/10/2023	07/10/2024	07/11/2027	Variable Rate lending rate+0.60% paid Monthly	21	06/07/2025	25.6	1.893699	100		772,000,000
176	EGB697Q1S100	Aur Securitization The Second Issuance - First Program Tranche B November 2027 V.R	EGP	20/12/2023	01/02/2024	07/02/2026	07/11/2027	Variable Rate , Lending Rate + 1.375%, Paid quarterly	6	06/05/2025	29.625	7.061301	100		875,000,000
177	EGB69781S098	Tamweel Securitization The Second Issue-First Program Tranche C November 2027	EGP	02/10/2022	03/11/2022	10/12/2023	10/11/2027	Variable Rate lending rate+0.60% paid Monthly	33	09/07/2025	25.6	2.023915	96.19		403,800,000
178	EGB69471S435	AL Rehab For Securitization The Fourth Issue-First Program Tranche C	EGP	29/11/2021	10/03/2022	29/01/2023	29/11/2027	Fixed Rate 10.25 % paid monthly	35	28/07/2025	10.25	0.540456	59.53		144,400,000

#	ISIN	Bond Name	CR	Issue Date	Listing Date	Call Date	Maturity Date	Interest Rate	Last Coupon No.	Last Coupon Date	Last Coupon Rate %	Last Coupon Value	Issue Price	Last Trade Date	EGP Issue Size
		November 2027													
179	EGB692C1S317	Egyptian Co. For Securitization The Tenth Issue Tranche D December 2027	EGP	31/12/2020	17/06/2021	10/03/2022	12/12/2027	Variable Rate overnight lending rate+0.80% paid Monthly	54	09/07/2025	25.8	0.49922	23.54		38,255,804
180	EGB690R1S0I3	Sarwa Securitization The Forty-Fifth Issuance Tranche B December 2027 F.R	EGP	27/12/2024	23/01/2025		30/12/2027	Fixed Rate 23.25 % Paid Monthly	7	29/07/2025	23.25	1.72092	90.06		684,418,912
181	EGB694K1S083	EFG Securitization The First Issuance - Third Program Tranche C December 2027 Variable Return	EGP	30/12/2021	17/03/2022	28/02/2023	30/12/2027	Variable Rate lending rate+0.60% paid Monthly	34	29/07/2025	25.6	0.480658	22.84		60,456,000
182	EGB69561S227	EFG Hermes Securitization The First Issuance - Third Program Tranche C December 2027 Fixed Return	EGP	30/12/2021	28/03/2022	28/02/2023	30/12/2027	Fixed Rate 10.25% paid monthly	34	29/07/2025	10.25	0.44066	52.31		73,849,500
183	EGB69561S623	EFG Hermes Securitization The Third Issuance - Seventh Program Tranche B December 2027 V.R	EGP	30/12/2024	13/03/2025		31/12/2027	Variable Rate Lending Rate + 1 % Paid Monthly	5	30/07/2025	26	2.208219	100		136,000,000
184	EGB69611S0T7	Capital For Securitization The Third Issuance - Sixth Program Tranche B December 2027 V.R	EGP	27/12/2024	03/02/2025	31/01/2026	31/12/2027	Variable Rate Lending Rate + 0.4 % Paid Monthly	7	30/07/2025	25.4	2.15726	100		569,760,000
185	EGB69781S247	Tamweel Securitization The First Issuance - Third Program Tranche C December 2027 F.R	EGP	27/12/2023	28/01/2024	28/02/2025	31/12/2027	Fixed Rate, 22.55%, Paid Monthly	19	30/07/2025	22.55	1.915205	100		155,300,000
186	EGB69781S320	Tamweel Securitization The Second Issuance - Third Program Tranche C December 2027 F.R	EGP	23/12/2024	19/01/2025	31/01/2026	31/12/2027	Fixed Rate 28.4 % Paid Monthly	7	30/07/2025	28.4	2.412055	100		235,700,000
187	EGB697J1S307	Aman For Securitization The Second Issuance Tranche D December 2027 F.R	EGP	01/01/2025	27/02/2025		31/12/2027	Fixed Rate 24 % Paid Monthly	6	30/07/2025	24	2.038356	100	10/03/2025	84,000,000
188	EGB69761S108	Global Corp Securitization The Third Issuance-First Program Tranche C January 2028	EGP	02/01/2023	27/02/2023	05/04/2025	05/01/2028	Variable Rate Deposit & Lending rate +0.65% paid every 3 months	10	02/07/2025	28.9	7.205205	100		611,000,000
189	EGB69801S177	Al Ahly Securitization The Second Issuance Tranche B January 2028 V.R	EGP	29/12/2023	11/03/2024		05/01/2028	Variable Rate , Lending Rate + 1.40%, Paid Quarterly	6	03/07/2025	24.65	6.145616	100		342,000,000
190	EGB695R1S127	A.T. Securitization The Fourth Issuance Tranche C January 2028 Variable Return	EGP	31/08/2023	02/10/2023	07/11/2024	07/01/2028	Variable Rate lending rate+0.55% paid Monthly	22	06/07/2025	25.55	1.816224	96.1		573,696,000
191	EGB695R1S143	A.T. Securitization The Fifth Issuance Tranche B January 2028 V.R	EGP	02/12/2024	09/01/2025	07/02/2027	07/01/2028	Variable Rate Lending Rate + 0.55 % Paid Monthly	5	06/07/2025	25.55	1.818153	96.2		473,297,000
192	EGB69801S300	Al Ahly Securitization The Second Issuance - Third Program Tranche B January 2028 V.R	EGP	30/12/2024	20/02/2025	07/02/2027	07/01/2028	Variable Rate Lending Rate + 0.6 % Paid Monthly	2	06/07/2025	28.85	6.567397	100		302,000,000
193	EGB692C1S358	Egyptian Co. For Securitization The Eleventh Issue Tranche D January 2028	EGP	02/01/2022	10/02/2022	10/03/2023	10/01/2028	Variable Rate overnight lending rate+0.70% paid Monthly	42	09/07/2025	25.7	2.112329	100		202,400,000
194	EGB69561S375	EFG Hermes Securitization The Second Issuance - Fourth Program Tranche C January 2028 Fixed Return	EGP	30/12/2022	16/03/2023	30/01/2026	30/01/2028	Fixed Rate 15.90% paid Monthly	22	30/07/2025	15.9	1.350411	100		359,890,000

#	ISIN	Bond Name	CR	Issue Date	Listing Date	Call Date	Maturity Date	Interest Rate	Last Coupon No.	Last Coupon Date	Last Coupon Rate %	Last Coupon Value	Issue Price	Last Trade Date	EGP Issue Size
195	EGB69801S037	Al Ahly Securitization The First Issuance - The First Program Tranche C February 2028 Variable Retur	EGP	12/06/2023	07/08/2023	05/08/2024	05/02/2028	Variable Rate Lending rate +0.70%paid monthly	24	03/07/2025	28.95	1.830685	100		276,000,000
196	EGB690R1S940	Sarwa Securitization The Forteith Issuance Tranche C February 2028	EGP	29/03/2023	26/04/2023	30/05/2024	29/02/2028	Fixed Rate 19 % paid Monthly	28	29/07/2025	19	1.56164	100		541,000,000
197	EGB69611S1V1	Capital For Securitization The Third Issuance - Seventh Program Tranche W March 2028 F.R	EGP	05/06/2025	07/07/2025		07/03/2028	Fixed Rate 23.75 % Paid Monthly	1	06/07/2025	23.75	2.082192	100		40,000,000
198	EGB69611S1D9	Capital For Securitization The First Issuance - The Eleventh Program Tranche C March 2028 V.R	EGP	30/12/2024	06/03/2025	10/02/2026	10/03/2028	Variable Rate Lending Rate + 0.6 % Paid Monthly	5	09/07/2025	25.6	2.10411	100		455,000,000
199	EGB694K1S349	EFG Securitization The Third Issuance - Third Program Tranche C March 2028 V.R	EGP	22/09/2023	23/11/2023	22/12/2024	22/03/2028	Variable Return Despost &Lending Rate +1.15% Paid every 3 months	5	12/06/2025	29.4	7.329863	100		531,300,000
200	EGB690R1S841	Sarwa Securitization The Thirty-Fifth Issue Tranche D March 2028	EGP	31/05/2021	04/08/2021	30/05/2022	31/03/2028	Fixed Rate 10.75% paid Monthly	43	29/07/2025	10.75	0.88356	100		196,000,000
201	EGB69561S433	EFG Hermes Securitization The Second Issuance - Fifth Program Tranche C March 2028 Fixed Return	EGP	01/03/2023	18/05/2023	31/05/2024	31/03/2028	Fixed Rate 18.50% paid monthly	26	30/07/2025	18.5	1.296751	76.09		193,061,500
202	EGB69611S1M0	Capital For Securitization The Fourth Issuance - Sixth Program Tranche B March 2028 V.R	EGP	27/03/2025	30/04/2025	30/04/2026	31/03/2028	Variable Rate Lending Rate + 0.40 % Paid Monthly	4	30/07/2025	25.4	2.15726	100		450,175,000
203	EGB69781S346	Tamweel Securitization The First Issuance - Fifth Program Tranche B May 2028 F.R	EGP	13/05/2025	29/05/2025		07/05/2028	Fixed Rate 23.75 % Paid Monthly	2	06/07/2025	23.75	1.952055	100		268,000,000
204	EGB692C1S440	Egyptian Co. For Securitization The Thirteenth Issuance Tranche C May 2028 V.R	EGP	29/12/2023	08/02/2024	10/03/2025	10/05/2028	Variable Rate , Overnight Lending rate + 0.7%, Paid monthly	18	09/07/2025	25.7	2.105844	99.69		1,303,984,651
205	EGB697Q1S068	Aur Securitization The First Issuance-The First Program Tranche C June 2028 Variable Return	EGP	01/06/2023	26/07/2023	06/09/2025	06/06/2028	Variable Rate Lending rate +0.70%paid quarterly	8	04/06/2025	28.95	7.614247	100		368,000,000
206	EGB694Z1S078	Beltone Securitization The Second Issuance Tranche B June 2028 V.R	EGP	19/05/2025	07/07/2025	07/07/2027	07/06/2028	Variable Rate Lending Rate + 0.60 % Paid Monthly					98.57		688,000,000
207	EGB69471S468	AL Rehab For Securitization The Fifth Issue-First Program Tranche C June 2028	EGP	29/06/2022	22/09/2022	29/10/2023	29/06/2028	Fixed Rate 13.75% paid Monthly	11	04/05/2025	13.75	3.35274	100	24/02/2025	600,000,000
208	EGB690R1S973	Sarwa Securitization The Forty-First Issuance Tranche C June 2028 Fixed Return	EGP	23/06/2023	26/07/2023	30/08/2024	30/06/2028	Fixed Rate 21% paid Monthly	25	29/07/2025	21	1.72603	100		537,000,000
209	EGB69561S268	EFG Hermes Securitization The Second Issuance - Third Program Tranche D July 2028 Fixed Return	EGP	21/07/2022	09/10/2022	21/09/2023	21/07/2028	Fixed Rate 13.35% paid monthly	27	20/07/2025	13.35	0.841325	76.62		138,398,000
210	EGB692R1S344	EL TAAMIR Securitization The First Issuance - Third Program Tranche C July 2028 Variable Return	EGP	14/07/2023	07/09/2023	31/08/2024	31/07/2028	Variable Rate Lending rate +0.60%paid semi-annually	4	30/07/2025	28.85	141.483562	1,000		5,820,000,000
211	EGB69801S060	Al Ahly Securitization The First Issuance Tranche C August 2028 Variable Return	EGP	26/09/2023	02/11/2023	05/10/2026	05/08/2028	Variable Rate lending rate+1.30% paid monthly	7	04/05/2025	24.55	5.986164	100		383,000,000
212	EGB69611S808	Capital For Securitization The Fourth Issuance - First	EGP	29/12/2023	29/02/2024	07/02/2025	07/08/2028	Variable Rate , Lending Rate +	17	06/07/2025	25.8	2.120548	100		575,000,000

#	ISIN	Bond Name	CR	Issue Date	Listing Date	Call Date	Maturity Date	Interest Rate	Last Coupon No.	Last Coupon Date	Last Coupon Rate %	Last Coupon Value	Issue Price	Last Trade Date	EGP Issue Size
		Program Tranche C August 2028 V.R						0.8%, Paid Monthly							
213	EGB69761S074	Global Corp Securitization The Second Issue-First Program Tranche D August 2028	EGP	02/10/2022	17/11/2022	07/12/2023	07/08/2028	Variable Rate Lending&Disco unt rate+0.50% paid Monthly	32	06/07/2025	25.5	1.832809	97.16		65,100,000
214	EGB69761S199	Global Corp Securitization The Sixth Issuance - First Program Tranche C August 2028 V.R	EGP	08/08/2024	17/10/2024	10/10/2026	10/08/2028	Variable Rate Lending Rate + 0.9 % Paid Monthly	9	09/07/2025	25.9	2.128767	100		190,000,000
215	EGB697J1S208	Aman For Securitization The Fifth Issuance - First Program Tranche H August 2028 V.R	EGP	17/09/2024	27/10/2024		31/08/2028	Variable Rate Corridor Rate + 1.40 % Paid Monthly	10	30/07/2025	26.4	2.242192	100		175,000,000
216	EGB69801S151	Al Ahly Securitization The First Issuance - Third Program Tranche C September 2028 V.R	EGP	22/11/2023	22/01/2024	07/01/2026	07/09/2028	Variable Rate, Lending Rate +0.70%, Paid Monthly	6	04/06/2025	28.95	7.376301	100		476,000,000
217	EGB69761S165	Global Corp Securitization The Fifth Issuance - First Program Tranche C September 2028 V.R	EGP	13/02/2024	28/04/2024	10/03/2026	10/09/2028	Variable Rate , Lending Rate + 0.80%, Paid monthly	5	08/05/2025	29.05	7.163014	100		601,500,000
218	EGB694K1S216	EFG Securitization The Second Issuance - Third Program Tranche C September 2028 Variable Return	EGP	25/09/2022	22/11/2022	25/11/2023	25/09/2028	Variable Rate lending rate+0.6% paid Monthly	25	22/07/2025	26.6	1.50309	71.44		607,205,271
219	EGB690R1S0A0	Sarwa Securitization The Forty-Second Issuance Tranche C September 2028 Fixed Return	EGP	28/09/2023	26/10/2023	30/10/2024	30/09/2028	Fixed Rate 22 % paid Monthly	22	29/07/2025	22	1.80822	100		467,000,000
220	EGB694Z1S052	Beltone Securitization The First Issuance Tranche C October 2028 V.R	EGP	21/10/2024	02/01/2025	07/01/2026	07/10/2028	Variable Rate Lending Rate + 1 % Paid Monthly	3	06/07/2025	29.25	7.292466	82.14		184,000,000
221	EGB690R1S882	Sarwa Securitization The Thirty-Six Issue Tranche D October 2028	EGP	01/12/2021	20/01/2022	30/12/2022	30/10/2028	Fixed Rate 10.75% paid Monthly	36	29/07/2025	10.75	0.88356	100		136,000,000
222	EGB692R1S286	EL TAAMIR Securitization The First Issuance-The First Program Tranche W October 2028 Fixed Rate	EGP	07/03/2023	18/05/2023	31/05/2024	31/10/2028	Fixed Rate 18.20% paid Monthly	19	30/07/2025	18.2	1.545753	100		230,300,000
223	EGB69561S532	EFG Hermes Securitization The Second Issuance - Sixth Program Tranche B October 2028 V.R	EGP	31/10/2023	03/01/2024	30/04/2024	31/10/2028	Variable rate Lending Rate +1.35% Paid Semi-Annually	3	29/04/2025	29.6	14.678356	100		217,000,000
224	EGB69611S246	Capital For Securitization The Second Issue-First Program Tranche D October 2028	EGP	02/01/2022	10/03/2022	28/02/2023	31/10/2028	Variable Rate lending rate+0.60% paid Monthly	43	30/07/2025	25.6	2.174247	100		152,300,000
225	EGB69781S270	Tamweel Securitization The First Issuance - Fourth Program Tranche C November 2028 V.R	EGP	02/12/2024	26/12/2024	03/12/2026	03/11/2028	Variable Rate Lending Rate + 0.7 % Paid Monthly	8	31/07/2025	25.7	2.18274	100		373,300,000
226	EGB69801S128	Al Ahly Securitization The First Issuance - Fourth Program Tranche C November 2028 V.R	EGP	02/11/2023	14/12/2023	05/01/2025	05/11/2028	Variable rate Lending Rate +0.70% Paid monthly	11	02/07/2025	28.95	1.830685	100		289,500,000
227	EGB697Q1S118	Aur Securitization The Second Issuance - First Program Tranche C November 2028 V.R	EGP	20/12/2023	01/02/2024	07/02/2026	07/11/2028	Variable Rate , Lending Rate + 1.50%, Paid quarterly	6	06/05/2025	29.75	7.091096	100		597,000,000
228	EGB690R1S0D4	Sarwa Securitization The Forty-Third Issuance Tranche C November 2028 V.R	EGP	27/12/2023	29/01/2024	30/01/2025	30/11/2028	Variable Rate , Lending Rate +1.75%, Paid Monthly	19	29/07/2025	24	1.9726	100		349,000,000

#	ISIN	Bond Name	CR	Issue Date	Listing Date	Call Date	Maturity Date	Interest Rate	Last Coupon No.	Last Coupon Date	Last Coupon Rate %	Last Coupon Value	Issue Price	Last Trade Date	EGP Issue Size
229	EGB692R1S385	EL TAAMIR Securitization The Second Issuance - Third Program Tranche C November 2028 V.R	EGP	28/11/2023	31/12/2023	31/12/2024	30/11/2028	Variable rate Lending Rate +0.60% Paid Semi-Annually	3	29/05/2025	28.85	143.854795	1,000		4,822,500,000
230	EGB69611S618	Capital For Securitization The First Issuance - Fifth Program Tranche C November 2028 F.R	EGP	06/12/2023	22/01/2024	28/02/2025	30/11/2028	Fixed Rate,22.25%, Paid Monthly	19	30/07/2025	22.25	1.889726	100		274,400,000
231	EGB695R1S150	A.T. Securitization The Fifth Issuance Tranche C December 2028 V.R	EGP	02/12/2024	09/01/2025	07/02/2027	07/12/2028	Variable Rate Lending Rate + 0.8 % Paid Monthly	5	06/07/2025	25.8	1.908493	100		346,000,000
232	EGB69611S766	Capital For Securitization The First Issuance -The Sixth Program Tranche C December 2028 V.R	EGP	29/12/2023	22/02/2024	28/02/2025	31/12/2028	Variable Rate, Lending Rate + 0.8 % Paid Monthly	18	30/07/2025	25.8	2.186552	99.79		304,348,469
233	EGB69781S197	Tamweel Securitization The Third Issuance - First Program Tranche C January 2029 V.R	EGP	20/12/2023	10/01/2024	07/02/2026	07/01/2029	Variable Rate Lending Rate +0.80%, Paid Monthly	19	06/07/2025	25.8	2.120548	100		678,000,000
234	EGB69611S1E7	Capital For Securitization The First Issuance - The Eleventh Program Tranche D March 2029 V.R	EGP	30/12/2024	06/03/2025	10/02/2026	10/03/2029	Variable Rate Lending Rate + 0.9 % Paid Monthly	5	09/07/2025	25.9	2.128767	100		376,800,000
235	EGB69611S832	Capital For Securitization The Second Issuance - Fifth Program Tranche C March 2029 F.R	EGP	17/05/2024	24/06/2024	31/07/2025	31/03/2029	Fixed Rate , 30%, Paid Monthly	14	30/07/2025	30	2.547945	100		210,300,000
236	EGB690R1S0G7	Sarwa Securitization The Forty-Fourth Issuance Tranche C April 2029 V.R	EGP	08/05/2024	27/06/2024	30/06/2025	30/04/2029	Variable Rate Lending Rate (corridor) +1.75 % Paid Monthly	14	29/07/2025	26.75	2.19863	100		224,000,000
237	EGB69781S353	Tamweel Securitization The First Issuance - Fifth Program Tranche C May 2029 F.R	EGP	13/05/2025	29/05/2025		07/05/2029	Fixed Rate 23.5 % Paid Monthly	2	06/07/2025	23.5	1.931507	100		112,000,000
238	EGB692C1S457	Egyptian Co. For Securitization The Thirteenth Issuance Tranche D June 2029 V.R	EGP	29/12/2023	08/02/2024	10/03/2025	10/06/2029	Variable Rate , Overnight Lending rate + 0.8%, Paid monthly	18	09/07/2025	25.8	2.120548	100		281,000,000
239	EGB694K1S141	EFG Securitization The First Issuance - Fourth Program Tranche D June 2029 Variable Return	EGP	20/06/2022	14/09/2022	20/07/2024	20/06/2029	Variable Rate lending rate+0.70% paid Monthly	28	17/07/2025	25.7	1.363798	67.81		156,729,000
240	EGB694K1S182	EFG Securitization The First Issuance - Fourth Program Tranche E June 2029 Fixed Return	EGP	20/06/2022	14/09/2022	20/07/2024	20/06/2029	Fixed Rate 13.40% paid monthly	28	17/07/2025	13.4	0.987411	94.16		78,822,500
241	EGB692R1S393	EL TAAMIR Securitization The Second Issuance - Third Program Tranche D June 2029 V.R	EGP	28/11/2023	31/12/2023	31/12/2024	30/06/2029	Variable rate Lending Rate +0.80% Paid Semi-Annually	3	29/05/2025	29.05	144.852055	1,000		4,987,500,000
242	EGB69561S516	البيان EFG Hermes Securitization The First Issuance - The Eighth Program Tranche C June 2029 V.R	EGP	08/09/2023	07/12/2023	30/11/2024	30/06/2029	Variable Rate Lending Rate + 0.70 % Paid monthly	13	30/07/2025	25.7	2.18274	100		212,400,000
243	EGB69801S318	Al Ahly Securitization The Second Issuance - Third Program Tranche C July 2029 V.R	EGP	30/12/2024	20/02/2025	07/02/2027	07/07/2029	Variable Rate Lending Rate + 0.9 % Paid Monthly	2	06/07/2025	29.15	6.642192	100		265,000,000
244	EGB69471S492	AL Rehab For Securitization The Twelvth Issuance Tranche C July 2029 Variable Return	EGP	27/07/2023	19/10/2023	31/08/2026	31/07/2029	Variable Rate Lending&Disc rate+1.3% paid Monthly	9	30/07/2025	23.55	2.000137	100		176,644,000

#	ISIN	Bond Name	CR	Issue Date	Listing Date	Call Date	Maturity Date	Interest Rate	Last Coupon No.	Last Coupon Date	Last Coupon Rate %	Last Coupon Value	Issue Price	Last Trade Date	EGP Issue Size
245	EGB69561S573	EFG Hermes Securitization The Second Issuance - Second Program Tranche C August 2029 V.R	EGP	18/10/2023	31/12/2023		15/08/2029	Variable Rate Lending & Discount Rate +3%, Paid Monthly	12	14/07/2025	27.25	2.021087	90.24		63,210,000
246	EGB697J1S216	Aman For Securitization The Fifth Issuance - First Program Tranche W August 2029 V.R	EGP	17/09/2024	27/10/2024		31/08/2029	Variable Rate Corridor Rate + 1.5 % Paid Monthly	10	30/07/2025	26.5	2.250685	100	24/02/2025	110,000,000
247	EGB692R1S211	EL TAAMIR Securitization The Seventh Issue Tranche D September 2029	EGP	30/09/2022	17/11/2022	30/10/2023	30/09/2029	Variable Rate Lending&Discount rate+0.70% paid Semi Annually	5	27/03/2025	28.95	145.939726	1,000	01/08/2023	6,600,000,000
248	EGB692R1S252	EL TAAMIR Securitization The First Issuance-The First Program Tranche C September 2029 Variable Rate	EGP	07/03/2023	18/05/2023	31/05/2024	30/09/2029	Variable Rate Lending rate +0.70%paid Monthly	19	30/07/2025	25.7	2.18274	100		213,570,000
249	EGB692R1S351	EL TAAMIR Securitization The First Issuance - Third Program Tranche D September 2029 Variable Return	EGP	14/07/2023	07/09/2023	31/08/2024	30/09/2029	Variable Rate Lending rate +0.80%paid semi-annually	4	30/07/2025	29.05	142.464384	1,000		1,410,000,000
250	EGB69471S526	AL Rehab For Securitization The First Issuance - Second Program Tranche C September 2029 F.R	EGP	01/10/2024	21/11/2024		30/09/2029	Fixed Rate 24 % Paid Monthly	1	30/03/2025	24	11.967123	100		507,860,000
251	EGB69561S649	EFG Hermes Securitization The Fourth Issuance Tranche B September 2029 V.R	EGP	31/12/2024	17/03/2025	31/03/2025	30/09/2029	Variable Rate Lending Rate + 1.5 % Paid SemiAnnually	1	30/03/2025	29.75	7.335616	100		155,000,000
252	EGB69781S106	Tamweel Securitization The Second Issue-First Program Tranche D October 2029	EGP	02/10/2022	03/11/2022	10/12/2023	10/10/2029	Variable Rate lending rate+0.70% paid Monthly	33	09/07/2025	25.7	2.112329	100		290,800,000
253	EGB69561S292	EFG Hermes Securitization The First Issuance -The Sixth Program Tranche C October 2029 Variable Retu	EGP	03/11/2022	22/01/2023	30/04/2023	31/10/2029	Variable Rate Lending rate +0.65%paid Semi-Annually	5	29/04/2025	28.9	14.331233	100		400,000,000
254	EGB69611S0H2	Capital For Securitization The Second Issuance - Sixth Program Tranche C October 2029 V.R	EGP	11/10/2024	21/11/2024	30/11/2025	31/10/2029	Variable Rate Lending Rate + 0.55 % Paid Monthly	9	30/07/2025	25.55	2.17	100		509,580,000
255	EGB697J1S315	Aman For Securitization The Second Issuance Tranche H October 2029 V.R	EGP	01/01/2025	27/02/2025		31/10/2029	Variable Rate Lending Rate (corridor) + 1.5 % Paid Monthly	6	30/07/2025	26.5	2.250685	100		91,500,000
256	EGB69781S288	Tamweel Securitization The First Issuance - Fourth Program Tranche D November 2029 V.R	EGP	02/12/2024	26/12/2024	03/12/2026	03/11/2029	Variable Rate Lending Rate + 0.8 % Paid Monthly	8	31/07/2025	25.8	2.191233	100		245,300,000
257	EGB694Z1S086	Beltone Securitization The Second Issuance Tranche C November 2029 V.R	EGP	19/05/2025	07/07/2025	07/07/2027	07/11/2029	Variable Rate Lending Rate + 0.90 % Paid Monthly					98.28		571,000,000
258	EGB69561S326	EFG Hermes Securitization The Third Issuance - Third Program Tranche C November 2029 Fixed Return	EGP	17/11/2022	07/02/2023	17/01/2024	17/11/2029	Fixed Rate 16.10 % paid Monthly	23	16/07/2025	16.1	1.316353	97.79		174,477,000
259	EGB690R1S0J1	Sarwa Securitization The Forty-Fifth Issuance Tranche C November 2029 F.R	EGP	27/12/2024	23/01/2025		30/11/2029	Fixed Rate 23.75 % Paid Monthly	7	29/07/2025	23.75	1.95205	100		210,000,000
260	EGB694K1S281	EFG Securitization The Second Issuance - Fourth Program Tranche W November 2029 Fixed Return	EGP	07/03/2023	07/05/2023	31/10/2024	30/11/2029	Fixed Rate 18.25 % paid Monthly	19	27/07/2025	18.25	1.55	100		84,185,000

#	ISIN	Bond Name	CR	Issue Date	Listing Date	Call Date	Maturity Date	Interest Rate	Last Coupon No.	Last Coupon Date	Last Coupon Rate %	Last Coupon Value	Issue Price	Last Trade Date	EGP Issue Size
261	EGB69611S0U5	Capital For Securitization The Third Issuance - Sixth Program Tranche C December 2029 V.R	EGP	27/12/2024	03/02/2025	31/01/2026	31/12/2029	Variable Rate Lending Rate + 0.55 % Paid Monthly	7	30/07/2025	25.55	2.17	100		614,272,500
262	EGB69801S185	Al Ahly Securitization The Second Issuance Tranche C February 2030 V.R	EGP	29/12/2023	11/03/2024	05/03/2028	05/02/2030	Variable Rate , Lending Rate + 1.80%, Paid Monthly	6	03/07/2025	25.05	6.245342	100		426,000,000
263	EGB69561S409	EFG Hermes Securitization The Third Issuance Tranche C February 2030 Fixed Return	EGP	15/02/2023	11/05/2023	30/04/2024	28/02/2030	Fixed Rate 18.25% paid Monthly	20	30/07/2025	18.25	1.55	100		299,860,000
264	EGB694K1S257	EFG Securitization The Second Issuance - Fourth Program Tranche C March 2030 Variable Return	EGP	07/03/2023	07/05/2023	31/05/2024	31/03/2030	Variable Rate Lending rate +0.70%paid monthly	19	27/07/2025	25.7	1.874606	85.88		389,085,000
265	EGB69611S1N8	Capital For Securitization The Fourth Issuance - Sixth Program Tranche C March 2030 V.R	EGP	27/03/2025	30/04/2025	30/04/2026	31/03/2030	Variable Rate Lending Rate + 0.55 % Paid Monthly	4	30/07/2025	25.55	2.17	100		597,505,000
266	EGB69611S774	Capital For Securitization The First Issuance -The Sixth Program Tranche D May 2030 V.R	EGP	29/12/2023	22/02/2024	28/02/2025	31/05/2030	Variable Rate, Lending Rate + 1.15 % Paid Monthly	18	30/07/2025	26.15	2.209672	99.49		137,298,687
267	EGB69561S482	EFG Hermes Securitization The First Issuance - The Ninth Program Tranche C July 2030 Fixed Return	EGP	17/07/2023	01/10/2023	30/09/2024	30/07/2030	Fixed Rate 20.15% paid Monthly	15	30/07/2025	20.15	1.71137	100		285,862,500
268	EGB69561S540	EFG Hermes Securitization The Second Issuance - Sixth Program Tranche C October 2030 V.R	EGP	31/10/2023	03/01/2024	30/04/2024	31/10/2030	Variable rate Lending Rate +1.45% Paid Semi-Annually	3	29/04/2025	29.7	14.727945	100		395,500,000
269	EGB69781S205	Tamweel Securitization The Third Issuance - First Program Tranche D December 2030 V.R	EGP	20/12/2023	10/01/2024	07/02/2026	07/12/2030	Variable Rate Lending Rate +1.15%, Paid Monthly	19	06/07/2025	26.15	2.149315	100		319,000,000
270	EGB69561S607	EFG Hermes Securitization The Second Issuance - Ninth Program Tranche C December 2030 V.R	EGP	21/12/2023	22/02/2024	31/01/2027	31/12/2030	Variable Rate ,Lending & Discount Rate + 1.45%, Paid Monthly	10	30/07/2025	24.7	2.097808	100		214,710,000
271	EGB69781S296	Tamweel Securitization The First Issuance - Fourth Program Tranche H February 2031 V.R	EGP	02/12/2024	26/12/2024	03/12/2026	03/02/2031	Variable Rate Lending Rate + 1.15 % Paid Monthly	8	31/07/2025	26.15	2.220959	100		200,600,000
272	EGB692R1S229	EL TAAMIR Securitization The Seventh Issue Tranche H May 2031	EGP	30/09/2022	17/11/2022	30/10/2023	30/05/2031	Variable Rate Lending&Discount rate+0.95% paid Semi Annually	5	27/03/2025	29.2	147.2	1,000	01/08/2023	5,680,000,000
273	EGB69611S0I0	Capital For Securitization The Second Issuance - Sixth Program Tranche D July 2031 V.R	EGP	11/10/2024	21/11/2024	30/11/2025	31/07/2031	Variable Rate Lending Rate + 0.8 % Paid Monthly	9	30/07/2025	25.8	2.191233	100		488,347,500
274	EGB69561S656	EFG Hermes Securitization The Fourth Issuance Tranche C September 2031 V.R	EGP	31/12/2024	17/03/2025	31/03/2025	30/09/2031	Variable Rate Lending Rate + 1.75 % Paid SemiAnnualy	1	30/03/2025	30	7.39726	100		282,500,000
275	EGB69611S0V3	Capital For Securitization The Third Issuance - Sixth Program Tranche D September 2031 V.R	EGP	27/12/2024	03/02/2025	31/01/2026	30/09/2031	Variable Rate Lending Rate + 0.8 % Paid Monthly	7	30/07/2025	25.8	2.191233	100		418,417,500
276	EGB69611S1O6	Capital For Securitization The Fourth Issuance - Sixth Program Tranche D December 2031 V.R	EGP	27/03/2025	30/04/2025	30/04/2026	31/12/2031	Variable Rate Lending Rate + 0.8 % Paid Monthly	4	30/07/2025	25.8	2.191233	100		458,360,000

#	ISIN	Bond Name	CR	Issue Date	Listing Date	Call Date	Maturity Date	Interest Rate	Last Coupon No.	Last Coupon Date	Last Coupon Rate %	Last Coupon Value	Issue Price	Last Trade Date	EGP Issue Size
277	EGB694K1S158	EFG Securitization The First Issuance - Fourth Program Tranche H January 2032 Variable Return	EGP	20/06/2022	14/09/2022	20/07/2024	20/01/2032	Variable Rate lending rate+1.15% paid Monthly	28	17/07/2025	26.15	1.645665	82.04		65,637,000
278	EGB69781S114	Tamweel Securitization The Second Issue-First Program Tranche H September 2032	EGP	02/10/2022	03/11/2022	10/12/2023	10/09/2032	Variable Rate lending rate+1.5% paid Monthly	33	09/07/2025	26.5	2.178082	100		67,200,000
279	EGB69781S213	Tamweel Securitization The Third Issuance - First Program Tranche H December 2032 V.R	EGP	20/12/2023	10/01/2024	07/02/2026	07/12/2032	Variable Rate Lending Rate +1.50%, Paid Monthly	19	06/07/2025	26.5	2.178082	100		123,200,000
Total														110,780,979,704	



Annex (9)

OTC Orders

#	ISIN Code	ISIN	Currency	Paid Capital %	No. of Transactions	Volume Traded	Value Traded in EGP	Min Price	Max Price
1	EGS21451C017	Delta Construction & Rebuilding	EGP	100	30	83,996	4,194,490.90	47.00	50.90
2	EGS30301C013	Souhag National Food Industries	EGP	100	124	49,359	362,649.67	6.80	7.90
3	EGS30AJ1C016	International Dry Ice Company-Difco 2	EGP	100	126	24,968	190,104.10	7.00	8.50
4	EGS32131C012	Nile Cotton Ginning	EGP	100	7	533	26,664.40	50.00	52.40
5	EGS38311C014	Paint & Chemicals Industries (Pachin)	EGP	100	324	11,238	1,202,592.39	66.00	200.00
6	EGS38461C017	Advanced Pharmaceutical Packaging Co. (APP)	EGP	100	180	122,511	158,003.87	0.85	1.55
7	EGS3A0A1C016	Modern Shorouk Printing & Packaging	EGP	100	2	8	705.80	85.00	93.60
8	EGS3C181C012	Suez Cement	EGP	100	2,484	5,144,112	65,036,674.79	11.24	14.50
9	EGS3C251C013	Ezz Steel	EGP	100	176	119,839	16,553,992.93	121.00	140.00
10	EGS3C311C015	Torah Cement	EGP	100	445	288,809	13,678,796.77	31.59	51.55
11	EGS3D041C017	EL Ezz Aldekhela Steel - Alexandria	EGP	100	19	53	66,250.10	1,250.00	1,250.01
12	EGS3H051C012	Alexandria Cement	EGP	100	380	160,758	2,475,823.67	14.03	22.90
13	EGS3J041C011	Modern Company for water proofing (Bitumode)	EGP	100	64	1,738	88,833.80	40.05	60.00
14	EGS47021C018	United Arab Shipping	EGP	100	301	3,999,819	2,078,847.80	0.48	0.56
15	EGS48271C018	Egypt - South Africa for Communication	EGP	100	411	6,505,762	770,853.81	0.11	0.13
16	EGS60171C013	National Bank Of Kuwait-Egypt- NBK	EGP	100	78	16,922	365,570.15	20.50	23.49
17	EGS69071C016	The Holding Company for Financial	EGP	100	2,112	8,643,142	37,204,821.63	3.61	5.00

#	ISIN Code	ISIN	Currency	Paid Capital %	No. of Transactions	Volume Traded	Value Traded in EGP	Min Price	Max Price
		Investments (Lakah Group)							
18	EGS70011C019	Egyptian International Tourism Projects	EGP	100	57	9,130	93,001.14	10.01	10.89
19	EGS74081C018	Global Telecom Holding	EGP	100	107	263,164	478,908.70	1.74	2.00
Total					7,427	25,445,861	145,027,586.42		

OTC Deals

#	ISIN Code	ISIN	Currency	Paid Capital %	No. of Transactions	Volume Traded	Value Traded in EGP
1	10743	الدولية لتنمية حقول البترول – اودكو	USD	100	4	1,000	9,921,520.00
2	11503	المتحدة لخدمات البترول منطقة حره - يونيكو	USD	100	5	80,000	3,955,968.00
3	11534	ترايكوم لانظمة التحكم TRICOM CONTROLS S . A . E	EGP	100	8	14,100	1,410,000.00
4	12134	غاز النيل	EGP	100	4	117,450	1,174,500.00
5	12325	جرين للادارة والصيانة	EGP	100	1	7,221	72,210.00
6	12731	سكومى اويل تولز ايجيبت SCOMI OIL TOOLS EGYPT	USD	100	2	600	2,960,550.00
7	12913	المصرية الاستراية للتنمية الزراعية	EGP	25	3	500	12,500.00
8	13054	شيرانكو للمشروعات السياحية	EGP	100	2	37,375	14,015,625.00
9	13231	اف ام ترافيل F M TRAVEL	EGP	100	3	6,320	790,000.00
10	13308	العالمية للدواجن و المنتجات الغذائية	EGP	100	5	141	35,250.00
11	13634	كونرينت للاستثمار العقارى	EGP	100	6	2,916	2,035,368.00
12	13763	بالما للسياحة	EGP	100	2	25	2,500.00
13	13784	جولدن هاند لتداول الاوراق المالية	EGP	100	1	126	12,600.00
14	13785	اسوار المتحدة للاستثمار العقارى	EGP	100	2	30,050	3,005,000.00
15	1461	المعادى لتداول الاوراق المالية	EGP	100	1	50	5,000.00
16	14781	كارديو تك للرعاية الطبية	EGP	100	5	1,250	131,250.00
17	1497	Al Shorouk Artificial Fibers	EGP	100	7	7,000	700,000.00
18	15206	نور للصناعات الجلدية NOR FOR LEATHER PRODUCTS	USD	100	6	4,550	22,333,902.50
19	15245	مستشفى الأوعية الدموية والقدم السكرى	EGP	100	9	37,217	372,170.00
20	15980	الحرية للصناعات الغذائية - الحرية 2000	EGP	100	1	100	100,000.00
21	16823	اورانوس للسياحة	EGP	100	1	50	5,000.00
22	16839	الالمانية للصباغة والملابس الجاهزة سمير تكس	USD	100	1	70	34,539.75

#	ISIN Code	ISIN	Currency	Paid Capital %	No. of Transactions	Volume Traded	Value Traded in EGP
23	16862	العالمية للانشاءات والاستثمارات العقارية والصناعية	EGP	25	10	69,595	869,937.50
24	17002	جوهرة مرسى علم للمشروعات السياحية	EGP	100	2	3,450	345,000.00
25	17014	ماتريكس للانتاج الفنى	EGP	100	3	750	75,000.00
26	17270	لايت هاوس للانتاج الفنى	EGP	25	1	10	2,500.00
27	17315	كيمتريد للتوكييلات و التجارة	EGP	100	1	5	5,000.00
28	17601	ميتال تك للصناعات الهندسية	EGP	100	1	50	5,000.00
29	17683	ميراج لادارة وصيانة ميراج سيتى	EGP	25	3	869	10,862.50
30	18342	مجمع الامل السياحى	EGP	100	1	343	343,000.00
31	18371	مجموعة فنون مصر للانتاج والتوزيع	EGP	100	4	1,260	126,000.00
32	18785	ام القرى للخدمات الطبية	EGP	100	1	3,000	30,000.00
33	18886	العالمية الحديثة للمقاولات والتجارة	EGP	100	3	60,000	600,000.00
34	19324	هليو ايست ايجيبت للتجارة والمقاولات	EGP	100	1	100,000	100,000.00
35	19568	اى الطيار للسياحة	EGP	100	1	1	1,000.00
36	19668	الشرقية للمطاحن	EGP	100	2	500	50,000.00
37	19795	ALFA مجموعة الفا بروتكشن لخدمات الامن PROTECTION SECURITY GR	EGP	100	1	115	1,150.00
38	20230	مركز المستقبل للخصوبة و الحقن المجهرى	EGP	25	3	3,000	7,500.00
39	20340	شائل بروتكشن للانتاج الفنى و التوزيع CHANNEL PRODUCTION	EGP	25	5	1,250	31,250.00
40	21396	ديسكونت للسياحة DISCOUNT TRAVEL	EGP	100	7	1,440	1,440,000.00
41	21511	الفجر الجديد للاستصلاح والاستثمار الزراعى	EGP	25	3	46,784	11,696.00
42	21915	رحمة للسياحة	EGP	100	3	8,998	899,800.00
43	21974	TRUST PETROLEUM تراست بتروليوم سيرفيس SERVICES	USD	100	1	3,045	149,465.35
44	23153	مركز دمنهور للعيون	EGP	100	5	110	110,000.00
45	23286	مستشفى برج الجزيرة	EGP	100	5	13	13,000.00
46	23393	ادامكو فارم لتجاره الادويه والتوكييلات التجاريه ADAMCO PHARM	USD	25	2	920	567,697.25
47	24218	GROUP A FOR جروب ايه للدعايه والاعلان ADVETISING	EGP	100	1	23	2,300.00
48	24237	الاصدقاء المتحدون للتنمية الزراعية	EGP	100	1	960	48,000.00
49	26759	TREND EGYPT FOR تريند مصر للانظمه SYSTEMS	EGP	100	1	2,500	25,000.00
50	28575	بلو لايين للتنمية العقارية و ادارة المشروعات	EGP	25	3	58	1,450.00
51	29584	النسر للنقل الجماعى	EGP	100	2	5,250	525,000.00

#	ISIN Code	ISIN	Currency	Paid Capital %	No. of Transactions	Volume Traded	Value Traded in EGP
52	30265	الفراغة للسياحة	EGP	100	5	334	334,000.00
53	30371	الفارابي للاستثمار الطبي و التعليمى	EGP	100	2	2,150	215,000.00
54	30963	PURE POWER بيور باور لتكنولوجيا الصناعات	EGP	29	6	210,000	599,970.00
55	31151	حقول للتنمية الزراعية	EGP	25	1	2,158	53,950.00
56	31352	فاروس المصرية للتنمية العقارية والتجارة	EGP	100	4	2,758	68,950.00
57	32154	اس. ايه. اى سولوشنز	EGP	100	3	1,444	144,400.00
58	32155	اس ام دى الصناعية	EGP	100	2	3,885	388,500.00
59	32367	كواليتى للسياحة	EGP	100	2	9,900	990,000.00
60	32518	رمسيس للنقل و السياحة	EGP	100	2	873	87,300.00
61	32886	كومسييس للبرمجيات	EGP	100	2	833	83,300.00
62	33073	الصغير للاستيراد والتسويق	EGP	100	1	1,000	100,000.00
63	34153	نسر مصر لاستصلاح الاراضى والتطوير العقارى	EGP	25	2	3,650	91,250.00
64	34332	نيو برينت باك للكرتون المضلع	EGP	100	1	40,000	40,000.00
65	34396	مان كرو للمقاولات	EGP	100	1	1	100.00
66	34397	مان كرو للمباني المعدنية	EGP	100	2	2	20.00
67	34744	الاخوة للتجارة والصناعة -جوكر تكس	EGP	100	1	2,281	22,810.00
68	35010	اودى تورز	EGP	100	2	18,000	180,000.00
69	35288	ايه دبليوكيه للخدمات اللوجستيه	EGP	100	1	1,249	124,900.00
70	35309	الكروان لاستصلاح الاراضى والانتاج الحيوانى	EGP	100	3	3,300	33,000.00
71	35340	اورانجرى للتنمية الزراعية	EGP	100	1	1,000	6,000.00
72	35501	العاصمة للعلوم الحديثة لانشاء وادارة المدارس	EGP	25	5	825	206,250.00
73	35606	MARASSI TRAVEL مراسي ترافيل	EGP	100	3	10,000	1,000,000.00
74	36246	- التكامل الجديدة للدهانات الاسمنتية والزخرفية - بريمكس مصر	EGP	100	2	27,500	275,000.00
75	36247	فاجوس ترافل كو	EGP	100	4	15,001	1,500,100.00
76	36275	الزهرة الافريقية للتنمية والاستثمار الزراعى	EGP	100	2	12,000	12,000,000.00
77	36399	الترابط لتكنولوجيا الاتصالات واجهزة تأمين المنشآت الكترونيا	EGP	100	1	1,000	100,000.00
78	36658	الامل للتنمية الصناعية والتجارية باتميدة	EGP	100	41	72,723	727,230.00
79	36751	LOGO MAN لوجو مان للملابس الجاهزة	EGP	25	1	30,000	75,000.00

#	ISIN Code	ISIN	Currency	Paid Capital %	No. of Transactions	Volume Traded	Value Traded in EGP
80	37001	بناة مصر للانشاءات والتنمية العمرانية والسياحية	EGP	100	1	5	5,000.00
81	37015	THE FIRST FOR REAL ذا فرست للتنمية العقارية وادارة المشروعات	EGP	25	3	500	1,250.00
82	37054	EGYPT IN STYLE ايجيبت ان ستايل تورز TOURS	EGP	100	1	50	5,000.00
83	37117	اوسكار للتسجيلات الفنية	EGP	100	4	2,750	2,750,000.00
84	37119	العالمية لمشروعات البنية الاساسية والتشييد - تحت التصفية	EGP	25	1	350,000	875,000.00
85	37120	CLOVERBROOK كلوفربروك تكستايلز ايجيبت TEXTILES EGYPT	GBP	100	3	3	30,658.39
86	37151	انكوردج للاستيراد والتصدير والتوكيلات التجارية	EGP	100	3	540	54,000.00
87	37152	نوبا ايجيبت للارضيات الخشبية	EGP	100	10	440	440,000.00
88	37251	اريج المتحدة للاستثمار الزراعى	EGP	100	2	20	20,000.00
89	37317	الرخاء مصر تورز	EGP	100	4	210	21,000.00
90	37319	دلتا مصر للوساطة فى التامين	EGP	100	2	2,250	225,000.00
91	37320	PURE POWER بيور باور لتكنولوجيا الصناعات	EGP	100	2	30,000	300,000.00
92	37333	مدارس الجيل الصاعد الحديثة	EGP	100	7	15,000	1,500,000.00
93	37337	سكاي مول للمراكز التجارية	EGP	25	2	648	162,000.00
94	37339	الربوة للسياحة	EGP	100	4	19,950	1,995,000.00
95	37341	الصاحية للمسبوكات المعدنية ولدائن البلاستيك وتصنيع قطع غيار	EGP	100	3	21,000	210,000.00
96	37342	الرباط لتصنيع مخلفات الرخام والجرانيت	EGP	100	1	150	15,000.00
97	37343	صن ويست هيلز العقارية	EGP	25	1	8,500	212,500.00
98	37346	المصريه الليبية لصناعة وتشكيل وتشغيل المعادن	EGP	100	4	1,250	125,000.00
99	37379	ثرى دى فارما للاستيراد والتصدير	EGP	100	1	1,650	165,000.00
100	37390	VALENCE FOR فالنس للتجارة والخدمات TRADE AND SERVICE	EGP	25	5	4,260	106,500.00
101	37391	سوهاج للرخام	EGP	100	7	50,000	5,000,000.00
102	37393	كايرو كابيتال للمقاولات	EGP	100	5	975	975,000.00
103	37394	LAVIDA لافيدا للتطوير والاستثمار DEVELOPMENT &IN سهم ممتاز	EGP	100	2	600	600,000.00
104	37395	LAVIDA لافيدا للتطوير والاستثمار DEVELOPMENT &IN سهم نقدى	EGP	100	1	100	100,000.00
105	37410	white lililum travel وايت ليليوم ترافيل	EGP	100	8	20,000	2,000,000.00
106	37411	VENUS فينوس جروب للتجارة العامة والمقاولات GROUP	EGP	25	2	11,666,666	291,666.65
107	37415	انكوردج للاستيراد والتصدير والتوكيلات التجارية	EGP	31	8	29,460	913,260.00

#	ISIN Code	ISIN	Currency	Paid Capital %	No. of Transactions	Volume Traded	Value Traded in EGP
108	37416	السمر للمشروعات السياحية والعقارية	EGP	25	1	5	125.00
109	37436	مصر كندا لانتاج و خلط الزيوت المعدنية	EGP	100	1	15,000	15,000,000.00
110	37437	الميرلاند للخدمات التعليمية	EGP	100	2	600,000	6,000,000.00
111	37438	غذاء ميدل ايست لتجاره وتصنيع المواد الغذائية GHEZAA MIDDLE	EGP	45	1	9,800,000	4,410,000.00
112	37454	المتحدة للهندسة والتجارة -يونينتا	EGP	100	5	75,000	5,004,750.00
113	37459	ترايكوم لانظمة التحكم TRICOM CONTROLS	EGP	25	4	18,800	470,000.00
114	37461	اس دبليوسولوشنزلتصنيع تجليدات الحوائط والارضيات الخشبية واجزا	EGP	100	2	1,945	194,500.00
115	37468	ريما ايجيبتو	EGP	100	4	4,000	400,000.00
116	6265	تعمير وادى النيل الزراعية لاستصلاح و تعمير و تنمية الاراضي	EGP	100	4	60	600.00
117	7224	فندق بالمورال هاوس	EGP	100	3	2,519	251,900.00
118	7340	فيينا للسياحة	EGP	100	6	84	84,000.00
119	7679	المجموعة الاستثمارية للتنمية السياحية	EGP	100	9	141,800	1,418,000.00
120	8554	الاصدقاء العالمية للبلاستيك	EGP	100	3	17,953	1,795,300.00
121	8578	الصقر لنقل الركاب الجماعى	EGP	100	2	372	372,000.00
122	9143	النيل للسياحة	EGP	100	3	120,767	48,306.80
123	9262	الدولية المساهمة للفنادق العائمة والمنشات السياحية	EGP	100	1	4,500	450,000.00
124	9295	فيرست للتنمية الصناعية	EGP	100	2	150,000	1,500,000.00
125	9387	كينج مينا للفنادق العائمة	EGP	100	1	408,020	4,080,200.00
126	9406	تاروت للسياحة - جرانه	EGP	100	3	160,650	16,065,000.00
127	9981	المصرية الايرلندية للمشروعات الحيوانية و الزراعية	EGP	100	2	152,238	15,223,800.00
128	EGS010K2C011	العالمية للتنمية الزراعية - فارم فريتس مصر	USD	100	6	313	1,853,157.82
129	EGS011S1C014	النيل للزراعة والصناعات الغذائية	EGP	100	1	160,650	208,845,000.00
130	EGS016C1C017	فاليو للتنمية الزراعية والحيوانية	EGP	100	3	227,450	2,501,950.00
131	EGS016T1C018	زهرة المدائن لاستصلاح الاراضى	EGP	25	20	6,870	17,175.00
132	EGS021G1C016	المباركه للاستثمار الزراعى والداجنى والاعلاف	EGP	100	2	1,563	1,563,000.00
133	EGS02671C013	الروضة الخضراء للاستثمار الزراعى والحيوانى والسمكى	EGP	25	5	420	105,000.00
134	EGS029C1C012	مصر الجديدة للتنمية الزراعية	EGP	100	2	500	50,000.00
135	EGS07B01C011	البوهى للتنمية الزراعية	EGP	100	1	250	250,000.00

#	ISIN Code	ISIN	Currency	Paid Capital %	No. of Transactions	Volume Traded	Value Traded in EGP
136	EGS07BE1C019	المتطورة لاستصلاح واستزراع الاراضى ADVANCED COMPANY FOR LAND	EGP	25	3	12,000	30,000.00
137	EGS07CE1C018	قنديل للاستثمار الزراعى والحيوانى	EGP	100	5	2,500	250,000.00
138	EGS07CV1C017	ديباج فالى للزراعة	EGP	25	6	3,470	8,675.00
139	EGS07E91C016	سي اف سي للاسمدة CFC FOR FERTILIZERS	EGP	100	1	550,000	275,000,000.00
140	EGS130Q1C012	بروفيشنال للتدريب والتنمية والاستشارات PROFESSIONAL FOR TRAI	EGP	25	2	1,667	41,675.00
141	EGS13181C010	المغره للخدمات البترولية والتموين	EGP	25	1	138	3,450.00
142	EGS131R1C010	فرونط لاين للنفط والغاز FRONT LINE OIL AND GAS	EGP	100	2	100,100	100,100.00
143	EGS211L1C019	الوفاء للاستثمار السياحى	EGP	100	1	25,000	2,500,000.00
144	EGS213X1C013	انرشيا للهندسة والتجارة	EGP	100	1	8	800.00
145	EGS229B1C011	النيل الازرق للتنمية والتطوير العقارى	EGP	25	1	111	27,750.00
146	EGS23041C014	الوطنية المصريه للحفر والخدمات البترولية	EGP	100	2	2,736	22,708.80
147	EGS23KG1C016	يونايتمد جروب للهندسة والمقاولات	EGP	25	3	12,500	31,250.00
148	EGS30051C014	Crown Food Production & Trade	EGP	100	2	18,001	180,010.00
149	EGS30881C014	وادي الملوك للطحن والصناعات الملحقة	EGP	100	1	1,480,922	86,041,568.20
150	EGS30D81C011	المصرية الدولية للبن MISR INTERNATIONAL COFFE COMPANY	EGP	100	3	5,814	581,400.00
151	EGS30HI1C010	سنايل للمطاحن والتنمية	EGP	100	3	2,350	2,350,000.00
152	EGS32401C019	فيكس بوند للمواد اللاصقة وموانع التسريب	EGP	100	4	1,397	1,397,000.00
153	EGS324I1C018	سيماتكس لمنتجات الكتان SEMATEX FOR FLAX PRODUCTS- نقدى عادى	EGP	25	1	490,003	4,900,030.00
154	EGS324I1C026	سيماتكس لمنتجات الكتان SEMATEX FOR FLAX PRODUCTS- نقدى عيني	EGP	100	1	2,069,477	20,694,770.00
155	EGS326F2C017	يو اتمش ايجيبنت للاقمشة UH EGYPT FOR TEXTILE	USD	100	2	2,028	2,509,300.17
156	EGS327C1C011	ماهر تكس للغزل والنسيج MAHER TEX FOR SPINNING AND WEAVING	EGP	100	5	5,000	500,000.00
157	EGS331B1C016	كونكريت للملابس الجاهزه	EGP	100	2	4,199	23,401,866.80
158	EGS332O1C010	كازرونى للصناعة	EGP	100	3	30	30,000.00
159	EGS33901C017	نيولاين لتصنيع الملابس والتريكو	EGP	25	1	50	12.50
160	EGS341V1C010	كور للصناعات الخشبية CORE FOR WOOD INDUSTRIES	EGP	25	10	6,300	157,500.00
161	EGS351R1C013	بايش مصر للصناعات المتخصصة BAISCH EGYPT FOR SPECIALIZED INDU	EGP	100	1	9,000	900,000.00
162	EGS351R1C021	بايش مصر للصناعات المتخصصة BAISCH EGYPT FOR SPECIALIZED INDU	EGP	25	1	17,000	425,000.00
163	EGS36041C019	Suez Bags	EGP	100	12	73,815	4,576,530.00

#	ISIN Code	ISIN	Currency	Paid Capital %	No. of Transactions	Volume Traded	Value Traded in EGP
164	EGS372W1C011	ديكو برنت للطباعة DECO PRINT	EGP	100	1	30,000	300,000.00
165	EGS385L1C019	افياب ايجيبيت لصناعة الصابون ومواد العناية الشخصية والمنظفات	EGP	100	1	12	12,000.00
166	EGS38FM1C018	سيبيكا انكوربوريشن مصر لصناعة المستلزمات الطبية CEBIKA INCOR	EGP	100	2	200,000	2,000,000.00
167	EGS39251C011	غاز 2 جو GAS 2 GO للخدمات البترولية	EGP	25	6	499,990	1,249,975.00
168	EGS3A0Y1C018	الامل الشريف للبلاستيك	EGP	100	2	1,919	596,650.00
169	EGS3A7U1C015	صناعات الفوم	EGP	100	1	2,114	52,850.00
170	EGS3B161C023	ليزر اند مور لصناعة الجلود LEATHER AND MORE- بنظام المناطق ال-	EGP	40	1	148,000	30,000,044.00
171	EGS3C0M1C018	Misr Glass Manufacturing Co	EGP	100	2	50	500.00
172	EGS3C1Q1C013	الشرق الاوسط للعبوات الزجاجية بالسادات	EGP	100	2	4	200.00
173	EGS3C9P2C022	العربي تويو اتشى لهندسة الزجاج ELARABY TOYOICHI COMPANY FOR E	USD	100	1	217,346	21,280,392.07
174	EGS3D1S1C019	العربية لصناعة الصلب	EGP	100	3	2,992	2,992,000.00
175	EGS3E5U1C019	مبادرة للصناعة وادارة المشروعات FOR INDUSTRY AND	EGP	25	2	100,000	250,000.00
176	EGS3G5H1C011	الايطالية جروب لصناعة البوروبلين	EGP	100	4	1,563	156,300.00
177	EGS3G961C013	ثرى ام تو للاستشارات الهندسية وتجارة السيارات	EGP	25	5	25,000	62,500.00
178	EGS3G9A1C014	سوديك للصناعات الهندسية	EGP	25	3	13,500	33,750.00
179	EGS3H071C010	اباظة لصناعة المقطورات ووسائل النقل	EGP	100	4	355,288	17,764,400.00
180	EGS3H1W1C014	الوطنية لصناعة وسائل النقل والتنمية الزراعية NATIONAL COMPA	EGP	25	4	445,200	556,500.00
181	EGS3I0Y1C011	الدلتا للصناعات الدوائية - دلتا فارما	EGP	100	14	21,400	214,000.00
182	EGS3I1I1C010	فاركو ماك للصناعات الطبية المتطورة	EGP	100	5	499,000	4,990,000.00
183	EGS3I3F1C011	المصرية لصناعة القفازات EGY GLOVE	EGP	100	15	15,700,000	45,011,900.00
184	EGS3J642C024	ارجو للصناعات الغذائية ARJU FOR FOOD INDUSTRIES	USD	100	1	980,000	9,833,106.85
185	EGS3J9N1C013	هيلث لاين جروب للمستحضرات الطبية	EGP	100	1	5,000	500,000.00
186	EGS3J9Q1C010	الاوربية للدهانات والديكور THE EUROPEAN PAINTS AND DECOR	EGP	100	1	1,660	166,000.00
187	EGS3JD61C016	الاخوة لصناعة السيراميك والبورسلين - سيراميك جلامور	EGP	100	1	22,500	2,250,000.00
188	EGS3JDN1C013	المصرية لتوفير الطاقة EGYPTIAN POWER SAVING COMPANY E.P.S	EGP	100	1	5,000	2,500,000.00
189	EGS3JH61C017	وندرز فوود للصناعات الغذائية	EGP	100	2	1,276	12,760.00
190	EGS3JL61C019	هوك للاستثمار والتنمية والتطوير HAWK FOR INVESTMENT AND DEVE	EGP	100	6	6,396,000	1,279,200.00
191	EGS3JNQ1C018	بي.ام سي لصناعات الدهانات E.P.M.C FOR PAINTS MANUFACTUR	EGP	100	1	1,660	166,000.00

#	ISIN Code	ISIN	Currency	Paid Capital %	No. of Transactions	Volume Traded	Value Traded in EGP
192	EGS418N1C018	ميمورى تريب تورز	EGP	100	5	5,000	500,000.00
193	EGS420F1C014	المتحدة لاعمال النقل والشحن - يوناييتد ترانس UNITED COMPANY F	EGP	100	1	1,153	69,180.00
194	EGS42471C010	اسطول للنقل البرى	EGP	100	1	1	1.00
195	EGS440N1C010	انترناشيونال لوجيستيكس بارتنرز ايجيبيت	EGP	100	3	5,800	58,000.00
196	EGS441H7C022	يورو شيبينج ايجيبيت للملاحة	EUR	100	1	245,000	18,523,195.60
197	EGS44341C013	ديب اوشن لوجيستيك DEEP OCEAN LOGISTIC	EGP	25	5	1,100	137,500.00
198	EGS483E1C019	ايجيبشين ماسترز لتكنولوجيا المعلومات	EGP	100	3	1,425	142,500.00
199	EGS49281C016	اتش تويه للحلول الطبية H2A MEDICAL SOLUTIONS CO	EGP	100	3	3,000	300,000.00
200	EGS494P1C013	رويال للرعاية الصحية ROYAL FOR HEALTH CARE	EGP	100	1	250	250,000.00
201	EGS497L1C014	انترويوتيليتيز لانتاج الطاقة INTRO UTILITIES	EGP	100	1	1	100.00
202	EGS497R1C026	جاينت اويل تولز -منطقة حرة GIANT OIL TOOLS FREE ZONE	EGP	100	4	8,250	16,681,500.00
203	EGS51AC1C017	اكسبرت للتجارة والتوزيع KHBEER	EGP	25	7	8,400	210,000.00
204	EGS51B81C021	ميج مصر للزجاج MEG	EGP	25	2	2	200.00
205	EGS51FS1C014	ابكس سلكشن للتجارة APEX SELECTION	EGP	100	1	46,250	4,625,000.00
206	EGS51M21C014	سنا للتوكيلات التجارية SANA FOR TRADING AGENCIES	EGP	100	3	25,580	3,837,000.00
207	EGS53571C013	معامل بى اند سى مكورات و مستحضرات ممتدة P&C LABS PEL	EGP	100	2	833,300	833,300.00
208	EGS57261C017	فينيري استور VENERE STORE	EGP	100	1	200	20,000.00
209	EGS582M1C019	التونسى والدياسطى لادارة المطاعم	EGP	25	1	100,000	25,000.00
210	EGS582P1C024	اوليمبيا هوليديز كلوب للتجارة والاستثمار	EGP	25	1	500,000	500,000.00
211	EGS582R1C014	بينج لادارة المطاعم BINGE FOR RESTAURANT MANAGEMENT	EGP	100	3	1,000	100,000.00
212	EGS582U1C019	رستل للاستثمار السياحى RESTEL FOR TOURISTIC INVESTMENT	EGP	100	1	7,000	700,000.00
213	EGS585A1C010	بيدا لادارو تشغيل المطاعم BIDA FOR MANAGE AND OPERATE RESTAU	EGP	100	4	4,700	470,000.00
214	EGS591Y1C014	كونسبت للتجارة واستصلاح الاراضى	EGP	100	4	15,625	156,250.00
215	EGS59FF1C011	جلامور لتجارة المصوغات والمجوهرات GLAMOUR	EGP	100	1	5,000	500,000.00
216	EGS59J71C018	اكتى للتجارة والصناعة ACTI	EGP	100	1	16,513	1,651,300.00
217	EGS59NA1C016	وسط البلد للتوريدات	EGP	25	3	25,000	62,500.00
218	EGS59OD1C012	مراكز لادارة المشروعات	EGP	25	2	2	5.00
219	EGS59XF1C019	سليم يوسف للاستثمار	EGP	84	2	1,000	84,000.00
220	EGS59YS1C013	سوبيك للتصدير SOBEK EXPORTS	EGP	100	4	25,750	2,575,000.00

#	ISIN Code	ISIN	Currency	Paid Capital %	No. of Transactions	Volume Traded	Value Traded in EGP
221	EGS62281C018	الشرقية لاعمال الصرافه	EGP	100	2	2,699	2,699,000.00
222	EGS630F1C010	مصر للتأمين	EGP	100	2	2	20.00
223	EGS632D1C010	مصر لتأمينات الحياة	EGP	100	2	2	20.00
224	EGS632L1C010	اليقات للتاجير التمويلى	EGP	33	4	750,000	600,000.00
225	EGS650L1C017	الشرقية للاستثمار العقارى العربى شاليك	EGP	100	1	82	8,200.00
226	EGS65261C017	Ismailia National Real Estate	EGP	100	1	62,500	1,500,000.00
227	EGS65871C013	Cairo Seas Construction & Development	EGP	100	7	18,482	1,848,200.00
228	EGS65FN1C013	CRED كاسيل للتنمية العمرانية	EGP	100	6	99,980	999,800.00
229	EGS65HK1C014	وايت جولد للمقاولات والاستثمار العقارى	EGP	100	2	14,000	1,400,000.00
230	EGS65MP1C012	PORTO بورتو احمد الفؤاد للتطوير العقارى AHMED AL FOUAD FOR R	EGP	100	1	25	2,500.00
231	EGS65NX1C011	MORE مور للتطوير والتنمية العقارية DEVELOPMENT	EGP	25	3	4,500	1,125,000.00
232	EGS65P41C015	مصر لادارة الاصول العقارية	EGP	100	2	2	200.00
233	EGS65PU1C012	LEADERS ليدارز للاستثمار والتطوير العقارى DEVELOPMENT	EGP	100	5	10,000	10,000,000.00
234	EGS66171C025	ايه كيه للتطوير والتسويق العقارى	EGP	25	1	671,557	6,715,570.00
235	EGS66411C017	سموحة جرين للتنمية العقارية وادارة المشروعات	EGP	100	2	1,125	112,500.00
236	EGS66411C025	سموحة جرين للتنمية العقارية وادارة المشروعات	EGP	25	2	78,975	1,974,375.00
237	EGS66EX1C011	الكيان العقارية	EGP	100	1	690,000	6,900,000.00
238	EGS66EX1C037	الكيان العقارية	EGP	25	1	1,404,000	3,510,000.00
239	EGS66F61C012	SOLID سوليد للبناء والتعمير DEVELOPMENTS	EGP	100	2	49,997	4,999,700.00
240	EGS66FB1C016	كايبیتال ميتا انفسيت للاستثمار وادارة المشروعاتCAPITAL META IN	EGP	100	1	16,666	1,666,600.00
241	EGS66HG1C019	SIAC سيك للتطوير العقارى DEVELOPMENTS	EGP	25	2	160,000	400,000.00
242	EGS66HG1C027	SIAC سيك للتطوير العقارى DEVELOPMENTS	EGP	52	2	2,640,000	13,596,000.00
243	EGS67391C010	Nile City Investment	EGP	100	8	25	8,607.00
244	EGS673F1C018	CITI MALL سيتي مول لتاجير الوحدات التجارية FOR TOURISM AND RE	EGP	100	1	32	32,000.00
245	EGS682T1C011	ايجيبيت استكس لتداول الاوراق المالية	EGP	100	1	50,000	500,000.00
246	EGS695T1C016	وثائق صندوق القطاع المالى للاستثمار	EGP	100	1	31,342	2,846,167.02
247	EGS697N1C010	SHARI شارى القابضة للاستثمارات المالية HOLDING FOR FINANCIAL	EGP	100	1	300,000	56,547,000.00
248	EGS701E1C015	كيروسيز للمنشات السياحية	EGP	100	7	2,943	5,008,986.00
249	EGS70XW1C013	هاى ادمز تورز	EGP	100	2	6,049	604,900.00

#	ISIN Code	ISIN	Currency	Paid Capital %	No. of Transactions	Volume Traded	Value Traded in EGP
250	EGS70YO1C012	سان جيوفانى للفنادق والاستثمار السياحى-سهم عادى	EGP	100	5	14,221	1,422,100.00
251	EGS70YO1P022	سان جيوفانى للفنادق والاستثمار السياحى-سهم ممتاز	EGP	100	1	5,612	561,200.00
252	EGS726M1C016	يونيفرسال لخدمات الامن والحراسه ونقل الاموال UNIVERSAL FOR SE	EGP	100	1	6,950	13,900.00
253	EGS729G1C011	السويس لمشتقات الميثانول	EGP	100	9	1,852	3,704.00
254	EGS72GC1C016	علوم اكاديمى لانظمة التعليم -اسهم عادية	EGP	100	1	809	80,900.00
255	EGS72GC1P026	علوم اكاديمى لانظمة التعليم -اسهم ممتازة	EGP	100	1	540	54,000.00
256	EGS72GY1C010	المنتزة لتحلية المياه	EGP	100	1	35,000	26,250,000.00
257	EGS72QL1C013	فارينانس العالميه للتدريب والتطوير VARIANCE INTERNATIONAL FOR	EGP	100	8	796,125	796,125.00
258	EGS72RK1C013	مستشفى الراعى الصالح	EGP	100	5	128	128,000.00
259	EGS736F1C013	خدمات الاسمنت	EGP	100	1	1,365	136,500.00
260	EGS73CN1C016	نور الشمس لاستصلاح الاراضى	EGP	100	3	3,898	389,800.00
261	EGS73IP1C018	مهندسى المدن للمقاولات والاستثمار العقارى URBAN ENGINEERS U.E	EGP	100	5	30,000	3,000,000.00
262	EGS73J01C016	النصر للخدمات والصيانة -كوين سرفيس	EGP	100	5	280	28,000.00
263	EGS73VI1C010	معامل مبيرة العاصفة	EGP	100	7	50,000	500,000.00
264	EGS740O1C016	جلوبال جيوبتس مصر المعلومات	EGP	100	2	50,000	250,000.00
265	EGS74JD1C010	فيكسد مصر للحلول الرقمية وامن المعلومات	EGP	100	1	1	100.00
266	EGS74X01C015	هيبتا للحلول الصناعية HEPTA INDUSTRIAL SOLUTIONS	EGP	100	4	2,500	250,000.00
267	EGS74XI1C017	دوت DOT FOR خدمات تكنولوجيا المعلومات INFORMATION TECHNOLOY	EGP	25	3	497	124,250.00
268	EGS74YM2C018	شنيذر الكترىك للهندسة والخدمات منطقة حرة SCHNEIDER ELECTRIC	USD	100	3	25,500	437,765,849.51
269	EGS75161C017	الميكانيكيون العرب للمعاينات وتقدير الاضرار	EGP	25	3	999,998	249,999.50
270	EGS772R1C014	تاىكى الدولية للرياضة TYCHE INTERNATIONAL SPORT COMPANY	EGP	100	3	1,325	132,500.00
271	EGS77721C016	دى بى ان العالمية للبرمجيات والاستيراد والتصدير D.B.N INTERN	EGP	100	2	2,250	2,250,000.00
272	EGS77AB1C018	بروسپورت للياقة والصحة PRO SPORT FOR FITNESS &HEALTH	EGP	25	1	1,000	25,000.00
273	EGS77C41C018	الو ايجيبت للاستثمار الرياضى ALO EGYPT	EGP	100	7	100,000	10,000,000.00
274	EGS77WU1C019	سيورتس ليجندز لادارة الاندية SPORTS LEGENDS FOR CLUBES MANAG	EGP	100	3	9,500	237,500.00
275	EGS790D1C018	فولارى تورز	EGP	100	1	1,000	100,000.00
276	EGS79341C011	جلوبال للطباعة والنشر والصحافة	EGP	100	1	100,000	100,000.00
277	EGS7A6I1C013	سى جل الدولية لادارة المطاعم والمنشات السياحية	EGP	100	4	400	400,000.00

#	ISIN Code	ISIN	Currency	Paid Capital %	No. of Transactions	Volume Traded	Value Traded in EGP
278	EGS7A6M1C017	الصعيد للتنمية السياحية والعقارية	EGP	100	1	231,000	23,100,000.00
279	EGS7A7P1C013	رمال الفيوم للمطاعم السياحية	EGP	25	1	780	19,500.00
280	EGS7A8U1C015	ترو دريم ترفيل للسياحة	EGP	100	3	3,000	300,000.00
281	EGS7A8X1C012	افروفيجن لادارة الفنادق	EGP	100	6	66,250	662,500.00
282	EGS7C5H1C011	رواد تصحيح الابصار	EGP	100	2	90	90,000.00
283	EGS7C6K1C015	مدارس الايمان الخاصة للغات	EGP	25	1	5,000	1,250.00
284	EGS7CA01C014	السد العالى للمطاحن	EGP	100	1	49,530	4,953,000.00
285	EGS7CCF1C017	مستشفى اسكندرية للعيون اليكس اى	EGP	100	1	1,201	60,050.00
286	EGS7CCG1C016	سيفتى ستارز للامن والحراسة	EGP	100	1	17	17,000.00
287	EGS7CCK1C010	GO MEDICAL SERVICES الخدمات الطبية	EGP	100	1	22,500	2,250,000.00
288	EGS7CLG1C015	PRIMA LINEA بريما لينيا للحراسة ونقل الاموال	EGP	100	1	150	75,000.00
289	EGS7CN11C016	NEURO CARE نيوروكير للخدمات الطبية	EGP	100	3	88,401	884,010.00
290	EGS7CQ21C018	المعارف للتنمية والاستثمار	EGP	100	10	52,000,000	52,000,000.00
291	EGS7CQM1C012	البصيرة للخدمات الطبية	EGP	100	5	59,500	595,000.00
292	EGS7CQU1C012	مركز ريبرو دمنهور للحقن المجهرى واطفال الانابيب	EGP	100	3	10,500	1,050,000.00
293	EGS7CVZ1C010	TREATMED FOR HEALTH CARE تريتميد للرعاية الصحية	EGP	100	6	1,000	100,000.00
294	EGS7D0C1C019	GIRAN INVESTMENT AND DE جيران للاستثمار والتنمية العقارية	EGP	100	2	2,399	239,900.00
295	EGS7D4E1C013	المصريون المتحدون للمشروعات السياحية والغذائية العالمية	EGP	100	7	30,996	3,099,600.00
296	EGS7D4E1C021	المصريون المتحدون للمشروعات السياحية والغذائية العالمية	EGP	77	5	136,250	10,499,970.00
297	EGS7DBV1C017	ثرى ام سيكورتى	EGP	100	4	2,000	200,000.00
298	EGS7DKV1C016	E&K LOGISTIC اى اند كى للخدمات اللوجيستية	EGP	25	2	300	22,500.00
299	EGS7DN31C012	AIMPRO INVESTMENTS AND PR ايمبرو للاستثمارات وادارة المشروعات	EGP	25	2	3,500	875,000.00
300	EGS7DNG1C012	EL SAAA LABORATORY معمل الساعة للتحاليل الطبية	EGP	25	3	2,400	150,000.00
301	EGS7DXD1C013	حراس النسر للامن والحراسة	EGP	100	3	2,070	207,000.00
302	EGS7F0U1C012	سرور كلوب للاندية الرياضية	EGP	25	8	250	62,500.00
303	EGS7G0J1C015	GLOBAL ARC FOR IMPORT AND EXPO جلوبال ارك للاستيراد والتصدير	EGP	25	1	250,000	625,000.00
304	EGS7G2K1C010	LEGENDS INVESTMENTS ليجنديز انفستمننتس للاستشارات المالية	EGP	100	1	200,000	200,000.00
305	EGS7H0S1C012	TECH PARKES تيك باركس للانظمة	EGP	100	1	1	10.00

#	ISIN Code	ISIN	Currency	Paid Capital %	No. of Transactions	Volume Traded	Value Traded in EGP
		Total			947	120,368,196	1,733,078,210.52