

Non-oil activities grow 4.6%, driving real GDP growth of 3.9% in Q2/2025

According to estimates by the General Authority for Statistics, real Gross Domestic Product (GDP) grew 3.9% in Q2/2025 compared to the same quarter of 2024, while seasonally adjusted real GDP rose by 1.7% compared to the first quarter of 2025. All main economic activities increased year-on-year (Y-o-Y), with non-oil up 4.6%, oil up 3.8%, and government up 0.6%. On a seasonally adjusted basis, oil activities recorded the highest increase, up 5.6% quarter-on-quarter (Q-o-Q). Non-oil activities increased 0.8%. While government activities decreased 0.8%. (Figures 1 and 2)

Figure 1. Quarterly real GDP growth rate (Y-o-Y, %)

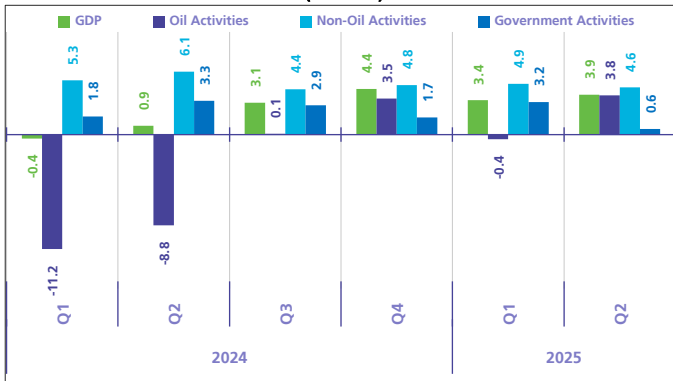
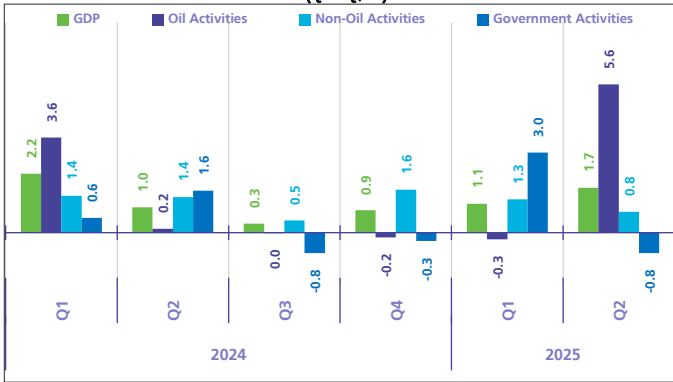


Figure 2. Seasonally adjusted quarterly real GDP growth rate (Q-o-Q, %)



Contribution to growth rate of real GDP

The main driver of growth in real GDP was non-oil activities, which contributed 2.6 percentage points (PP). Oil activities and net taxes on products also contributed positively, adding 0.9 and 0.3 PP, respectively. On a seasonally adjusted basis, oil and non-oil activities contributed to growth by 1.3 and 0.4 percentage points respectively, while government activities detracted from growth by 0.1 PP. (Figure 3 and 4)

Figure 3. Contribution to growth rate of real GDP (Y-o-Y, Percentage Points)

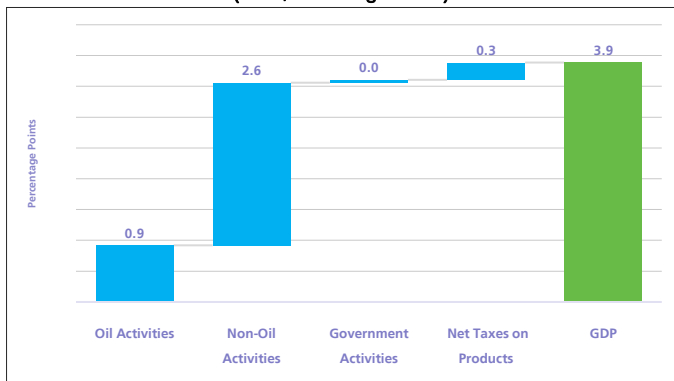
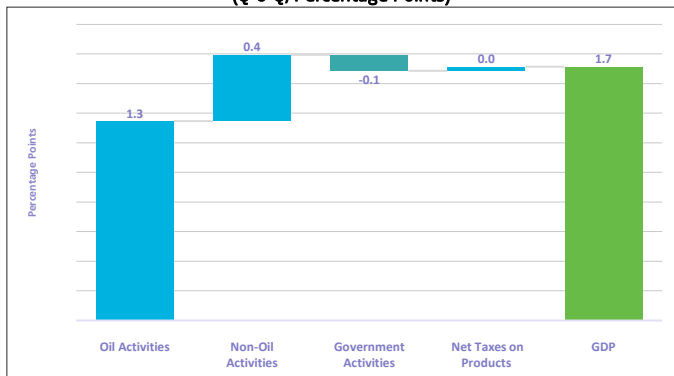


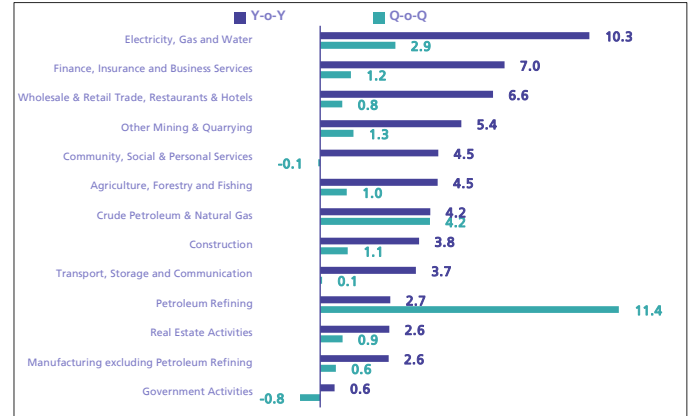
Figure 4. Contribution to Seasonally Adjusted growth rate of real GDP (Q-o-Q, Percentage Points)



Real GDP by economic activity

Most economic activities recorded positive growth on an annual basis. Electricity, gas and water activities achieved the highest growth rate in Q2/2025, up 10.3% Y-o-Y and 2.9% Q-o-Q, followed by finance, insurance, and business services activities, which grew by 7.0% Y-o-Y and 1.2% Q-o-Q. Additionally, Wholesale and retail trade, restaurants, and hotels activities expanded 6.6% Y-o-Y and 0.8% Q-o-Q. (Figure 5)

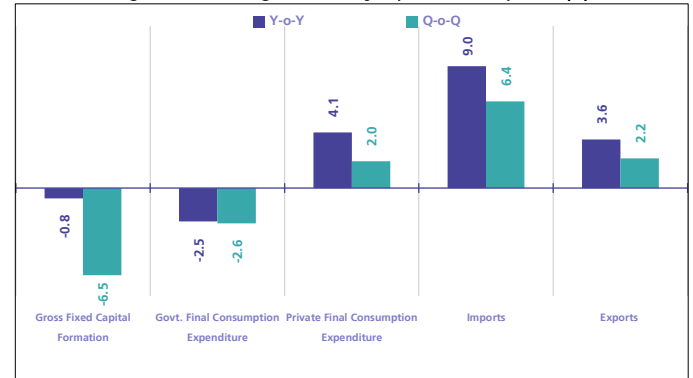
Figure 5. Real GDP growth rates by economic activities (%)



Real GDP by expenditure component

Private final consumption expenditure grew 4.1% Y-o-Y and 2.0% Q-o-Q, while Gross fixed capital formation decreased 0.8% Y-o-Y and 6.5% Q-o-Q. Additionally, government final consumption expenditure declined by 2.5% Y-o-Y and 2.6% Q-o-Q. As for the trade balance, imports increased 9.0% Y-o-Y and 6.4% Q-o-Q while exports grew 3.6% Y-o-Y and 2.2% Q-o-Q. (Figure 6)

Figure 6. Real GDP growth rate by expenditure component (%)



Definitions

GDP (Production approach):

It is the total production minus the total intermediate consumption of all economic activities plus net taxes on products.

GDP (Expenditure approach):

It is the final expenditure at purchasers' prices, which includes government final consumption expenditure, private final consumption expenditure, gross capital formation and net exports (exports minus imports).

Real GDP method:

Real GDP has been calculated based on the chain-linking method which is a dynamic approach used in economic measurement specifically in estimating real Gross Domestic Product using weights and prices for the previous year of the year of measurement.

Seasonal Adjustments of GDP:

Seasonally adjusted data means that seasons, holidays and calendar effects are removed to make data comparable across quarters.

Y-o-Y growth rates: calculated from unadjusted data compared to the same quarter of the previous year.

Q-o-Q growth rates: calculated from seasonally adjusted data compared to the previous quarter.

PP: In the context of contributions to growth, a percentage point represents how much an individual component contributes to the overall percentage change in real GDP.

Oil activities: Include crude oil, natural gas and refining activities.

Government activities: Include the activities of all government agencies listed in the government's final account and the entities that produce non-market services and controlled by the government.

Non-oil activities: Include all other economic activities except oil activities and government services activities.

[Methodology](#), [Tables](#).