

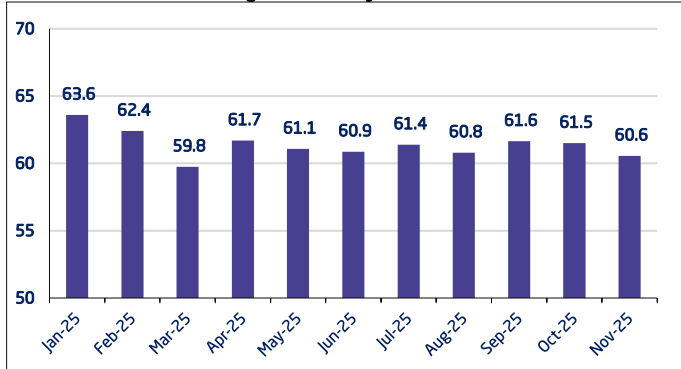
## BCI records a level of 60.7 points in November 2025

Saudi Arabia's Business Confidence Index (BCI) recorded a level of 60.7 points in November 2025. Despite a slight decline of 0.6% compared to October 2025, when the index stood at 61.1 points, the index continues to reflect prevailing optimism among enterprises across the business sector. This positive sentiment is supported by firms' confidence in the stability of economic activity and the continuation of growth across various sectors. The index's persistence within the positive zone is attributed to optimistic assessments of current business conditions, alongside continued positive expectations for the period ahead, particularly regarding sales, employment, purchasing orders, fixed investment expenditure, and overall business performance.

## BCI for the industry sector

During November 2025, the industry sector BCI recorded an optimistic level of 60.6 points, reflecting the continued positive outlook of establishments in the sector toward their economic conditions. Despite a slight decline of 1.5% compared to October 2025, when the index stood at 61.5 points, the sector remains in the optimistic zone.

**Figure 1. Industry sector BCI**

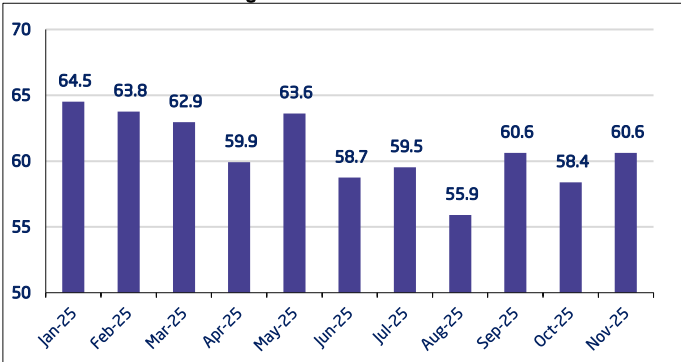


Overall, the industrial sector maintained its general optimism throughout 2025, recording various levels of confidence that consistently exceeded the 50-point threshold. This reflects the continued confidence of sectors' establishments in both current and future economic conditions.

## BCI for the services sector

In November 2025, the services sector BCI recorded an increase, rising to 60.6 points while maintaining an optimistic level among establishments in the sector. This represents an increase by 3.8% compared to October 2025, when the index stood at 58.4 points.

**Figure 2. Services sector BCI**

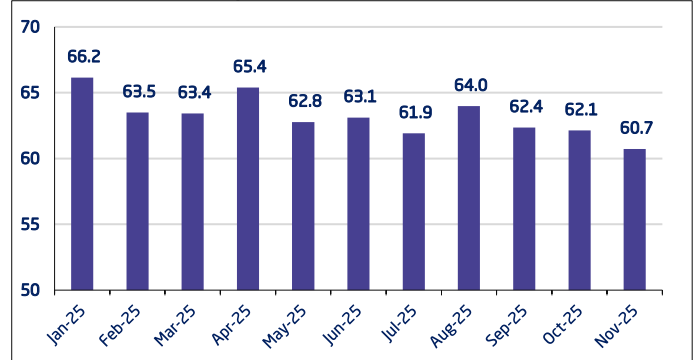


The services sector reflected an overall sense of optimism throughout 2025, recording varying levels of confidence that consistently exceeded the 50-point threshold. This demonstrates the continued confidence of service-sector establishments in both current and future economic conditions.

## BCI for the construction sector

In November 2025, the construction sector BCI recorded an optimistic level of 60.7 points, reaffirming the continued positive sentiment among establishments in the sector. Despite a decline of 2.3% compared to October 2025, when the index was recorded at 62.1 points, the sector remains within the optimistic range.

**Figure 3. Construction sector BCI**



The construction sector exhibited an overall sense of optimism throughout 2025, recording varying levels of confidence that consistently exceeded the 50-point threshold. This indicates the continued confidence of establishments in the sector regarding both current and future economic conditions.

### Monthly changes in the overall BCI

In November 2025, the overall BCI stood at 60.7 points, marking a decline of 0.6% compared to October 2025.

Table 1. Overall BCI and monthly rate of change

Overall BCI		
Month	Index Value	Monthly Rate of Change
January-25	64.8	3.7%
February-25	63.2	-2.5%
March-25	61.8	-2.1%
April-25	62.7	1.5%
May-25	62.5	-0.3%
June-25	61.5	-1.7%
July-25	61.1	-0.6%
August-25	60.8	-0.4%
September-25	61.7	1.5%
October-25	61.1	-1.1%
November-25	60.7	-0.6%

## Methodology and quality

The General Authority for Statistics (GASTAT) has launched the Business Confidence Index (BCI), which is considered one of the leading and forward-looking economic indicators that reflects the level of optimism among enterprises operating in the Kingdom regarding their current conditions and future expectations, across various economic activities, excluding oil-related activities. The classification of economic activities is based on the International Standard Industrial Classification of all Economic Activities (ISIC4). Business Confidence Index is measured on a scale ranging from 0 to 100, with 50 representing the neutral level. Values above 50 indicate optimism and higher business confidence, while values below 50 reflect pessimism and lower levels of confidence. For more details, please refer to the following links: [Methodology and Quality Tables](#).