

Saudi Arabia's services exports grow by 16.8% in Q4 of 2025

The results of the International Trade in Services statistics showed that the total value of Saudi Arabia's services exports in Q4 of 2025 amounted to approximately SAR 66.1 billion, compared to SAR 56.6 billion in Q4 of 2024, recording a growth of 16.8%. Meanwhile, the total value of Saudi Arabia's services imports in Q4 of 2025 reached approximately SAR 119.6 billion, reflecting a decrease of SAR 3.2 billion, equivalent to 2.6%, compared to Q4 of 2024.

Exports of international trade in services

Saudi Arabia's services exports in Q4 of 2025 amounted to approximately SAR 66.1 billion, compared to SAR 56.6 billion in Q4 of 2024, representing an increase of 16.8%. Travel services recorded exports worth SAR 39.5 billion, of which personal travel services accounted for approximately 92.2% of total exports in this category. Furthermore, transportation services ranked second with a value of SAR 10.5 billion, with air transport representing approximately 40.6% of total transport exports, followed by maritime and land transport at lower shares. Government services amounted to SAR 2.8 billion, followed by other business services at SAR 2.6 billion, with professional and management consulting accounting for approximately 51% of this total. Communications, computers, and information services reached SAR 2.3 billion, with communications services accounting for approximately 51.4% of total exports in this category, followed by computer and information services at lower shares. Construction services amounted to SAR 1.8 billion. The remaining services exports were distributed across other categories, including financial services, manufacturing services, and personal, cultural, and recreational services, as well as insurance and pension services.

Imports of international trade in services

The Kingdom's services imports in Q4 of 2025 amounted to approximately SAR 119.6 billion, reflecting a decrease of 2.6% compared to Q4 of 2024. Transportation services recorded the highest value of imports, reaching SAR 33.5 billion. Maritime transport accounted for approximately 45.6% of total transportation imports, followed by air and land transport at lower shares. Travel services imports amounted to SAR 25.2 billion, with personal travel accounting for approximately 93% of total imports in this category. Other business services amounted to SAR 17.5 billion, with professional and management consulting accounting for approximately 54% of this total. Construction services amounted to SAR 16.4 billion. Government services totaled SAR 6.4 billion. Insurance and pension services amounted to SAR 5.2 billion. The remaining services imports were distributed across other categories, including communications, computer, and information services, manufacturing services, personal, cultural, and recreational services, and financial services.

Figure1: Relative distribution of exports and imports by services

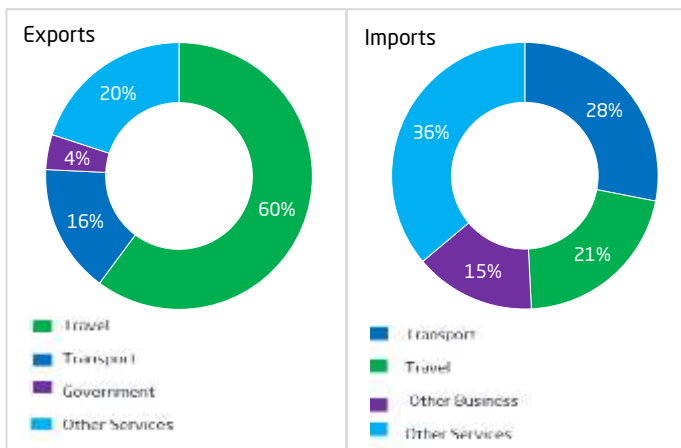


Figure2: Value of exports and imports of services (billion SAR)

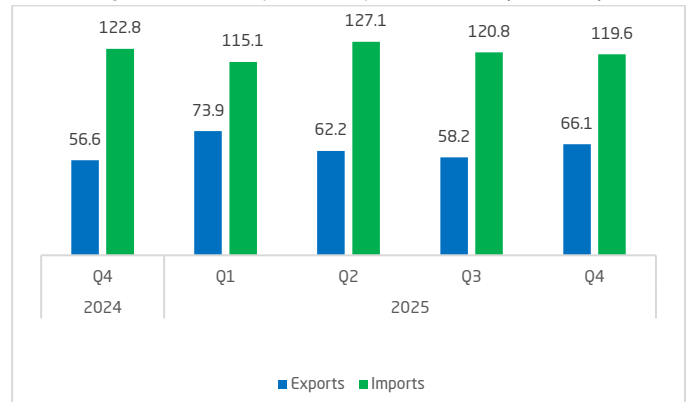


Figure3: Value of exports by service categories (million SAR)

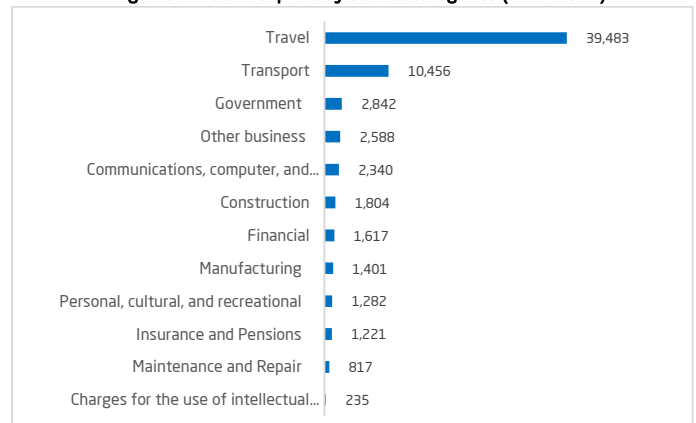
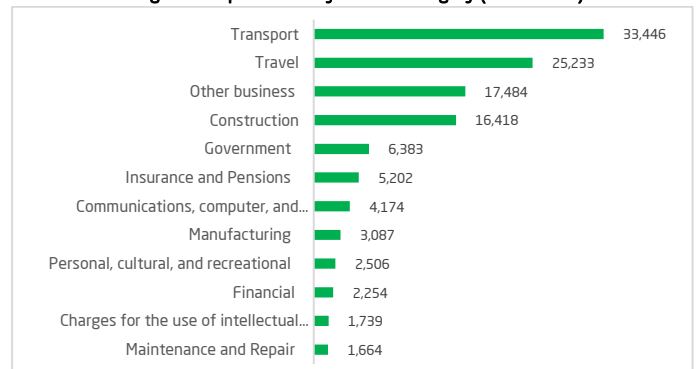


Figure4: Import value by service category (million SAR)



Methodology and quality

The General Authority for Statistics relies on a statistical methodology based on the best international practices, in accordance with the Balance of Payments Manual (BPM6) and the EBOPS 2010 classification. Quality is ensured by addressing missing and outlier values, and reviewing internal and temporal consistency, in line with international best practices and standards.

[Methodology and Quality . table](#)