



# EGX Monthly Report

01/03/2026-31/03/2026

 **The Egyptian Exchange**  
البورصة المصرية

[www.egx.com.eg](http://www.egx.com.eg)



## Table of Contents

<b>Market Indices</b>	1
<b>Market Capitalization</b>	2
<b>Trading Aggregates</b>	3
<b>Investors' Trading Activity</b>	4
<b>Corporate Actions</b>	7
<b>Annex (1)</b>	9
<b>Annex (2)</b>	10
<b>Annex (3)</b>	11
<b>Annex (4)</b>	12
<b>Annex (5)</b>	13
<b>Annex (6)</b>	14
<b>Annex (7)</b>	15
<b>Annex (8)</b>	16
<b>Annex (9)</b>	17



## 1. Market Indices

EGX 30 index closed at 45,321.59 points, recording a decline of 7.91%. EGX70 EWI index posted 1.94% gain concluding the period at 12,535.17 points, while EGX100 EWI index rose by 0.48% and concluded the period at 17,426.83 points.

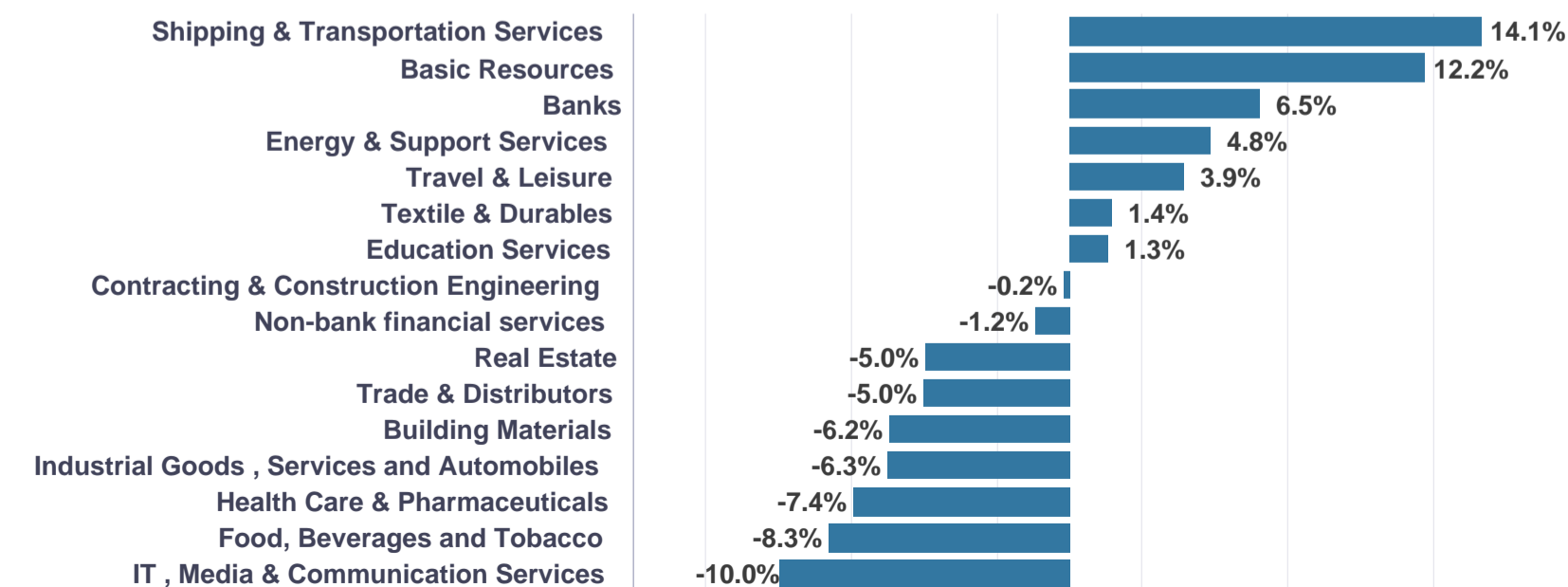
EGX 33 Shariah Index declined by 7.68% and concluded the period at 4,775.08 points . EGX 30 index capped declined by 7.48% and concluded at 55,061.52 points.

Index	Open	High	Low	Close	Change
EGX30 (EGP)	49,212.83	49,212.83	44,587.71	45,321.59	-7.91% ▼
EGX70 EWI	12,296.15	12,865.27	11,337.05	12,535.17	1.94% ▲
EGX100 EWI	17,343.83	17,955.99	16,072.35	17,426.83	0.48% ▲
EGX 33 Shariah Index	5,172.27	5,172.27	4,754.82	4,775.08	-7.68% ▼
EGX35-LV Index	5,155.45	5,405.98	4,817.17	5,240.75	1.65% ▲
EGX30 Capped	59,515.35	59,515.35	54,849.12	55,061.52	-7.48% ▼
TAMAYUZ	24,809.53	31,776.09	23,660.59	24,836.27	0.11% ▲
EGX T Bonds	2,420.68			2,403.35	-0.72% ▼

EGX 30 Index



Performance of sectoral indices





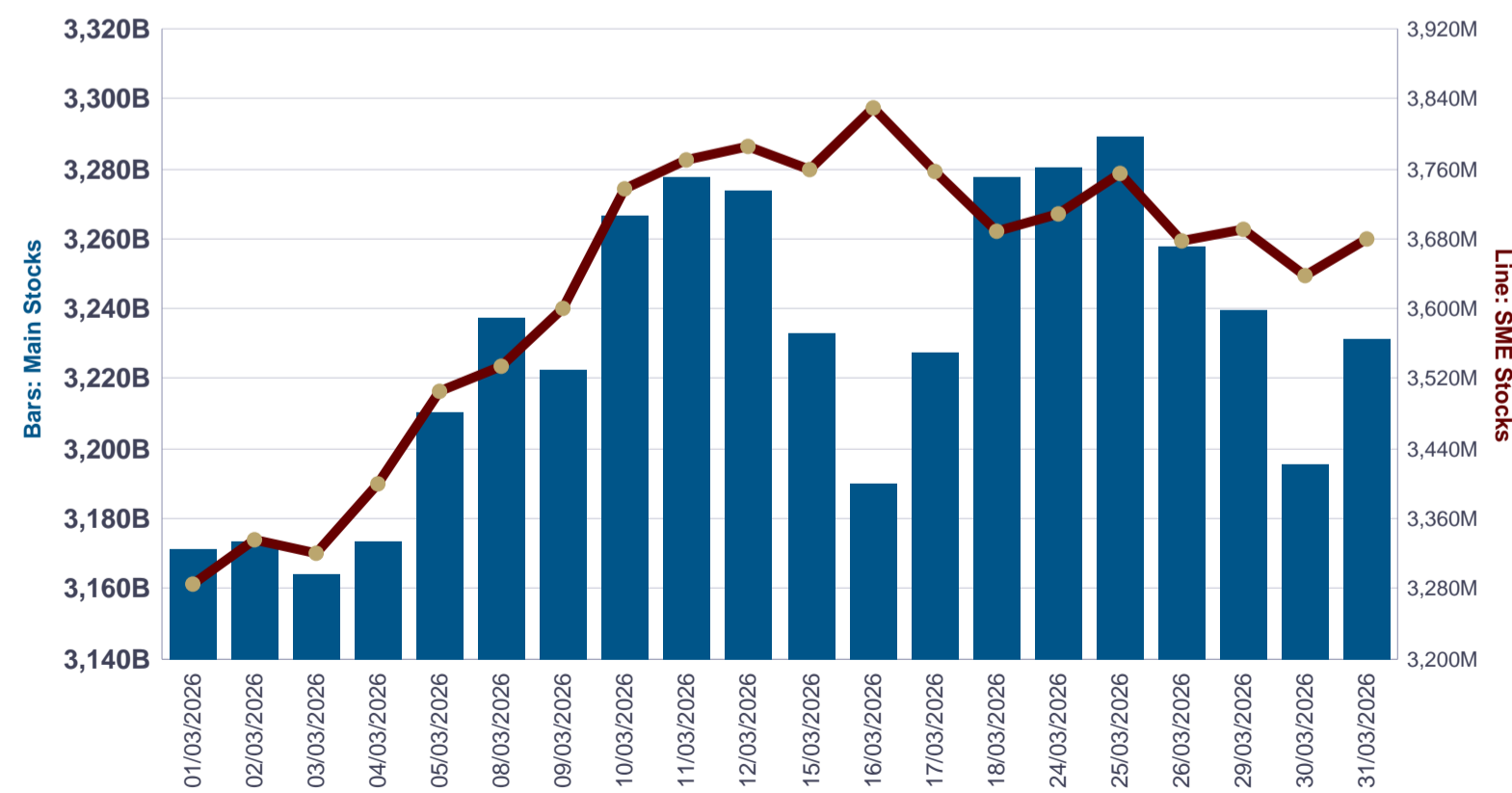
## 2. Market Capitalization

Total market capitalization reached EGP 3,234.9 billion at end of period, representing a decrease of 0.39% over the period, as presented in the below table.

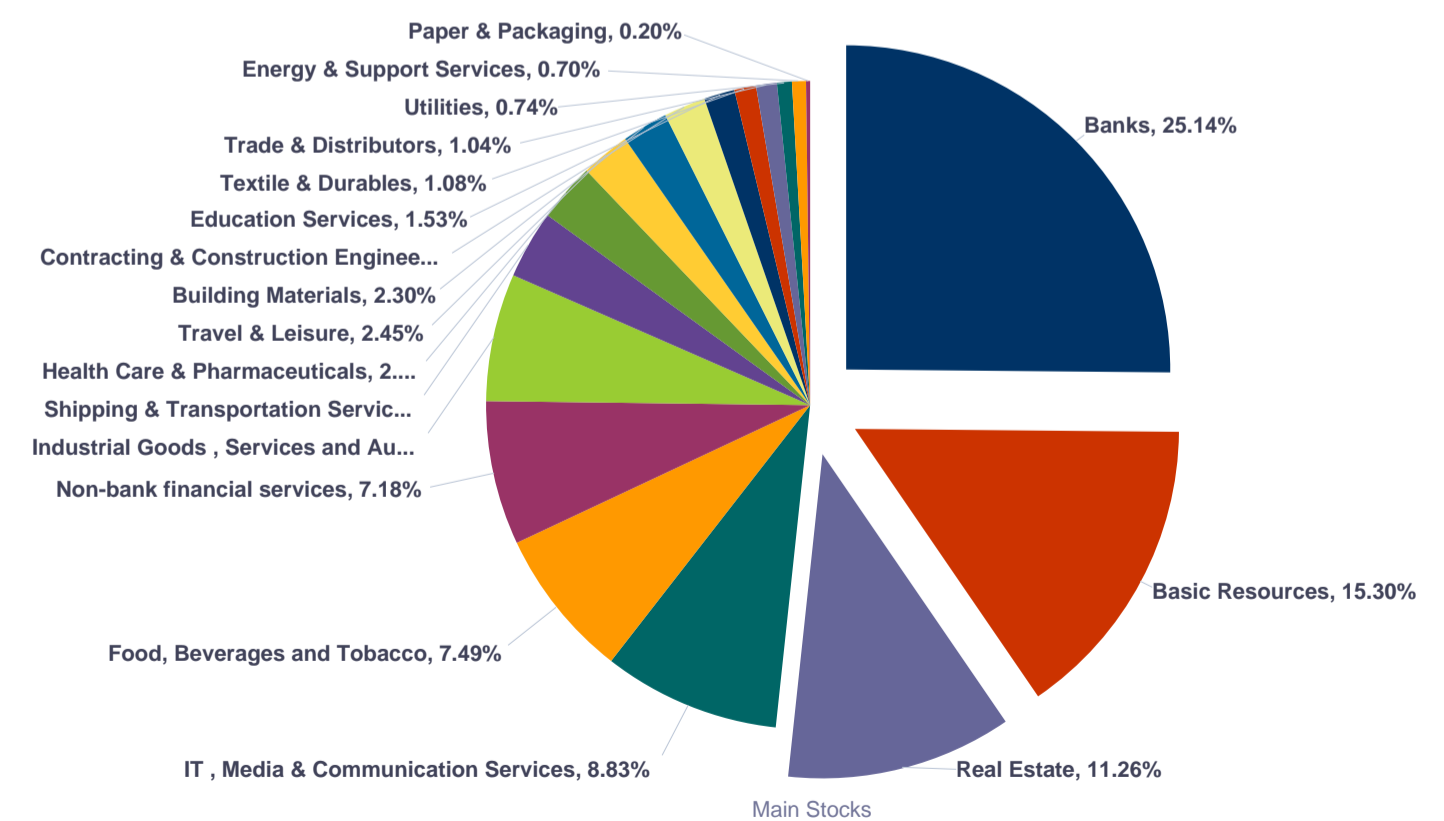
Market Capitalization in EGP Billion	Close	Open	% Change
Listed Stocks	3,234.9	3,247.4	-0.4% ▼
- EGX 30 Stocks	1,714.5	1,815.5	-5.6% ▼
- EGX 70 EWI Stocks	825.8	760.0	8.7% ▲
- EGX 100 EWI Stocks	2,540.3	2,575.5	-1.4% ▼
SME Stocks	3.7	3.4	8.6% ▲

Paid Capitalization in EGP Billion	Close	Open	% Change
Listed Stocks	541.4	517.2	4.7% ▲
- EGX 30 Stocks	183.5	182.2	0.8% ▲
- EGX 70 EWI Stocks	98.8	98.8	-0.0% ▼
- EGX 100 EWI Stocks	282.3	281.0	0.5% ▲
SME Stocks	0.9	0.7	19.0% ▲

Market Capitalization in EGP



Market Capitalization by sector



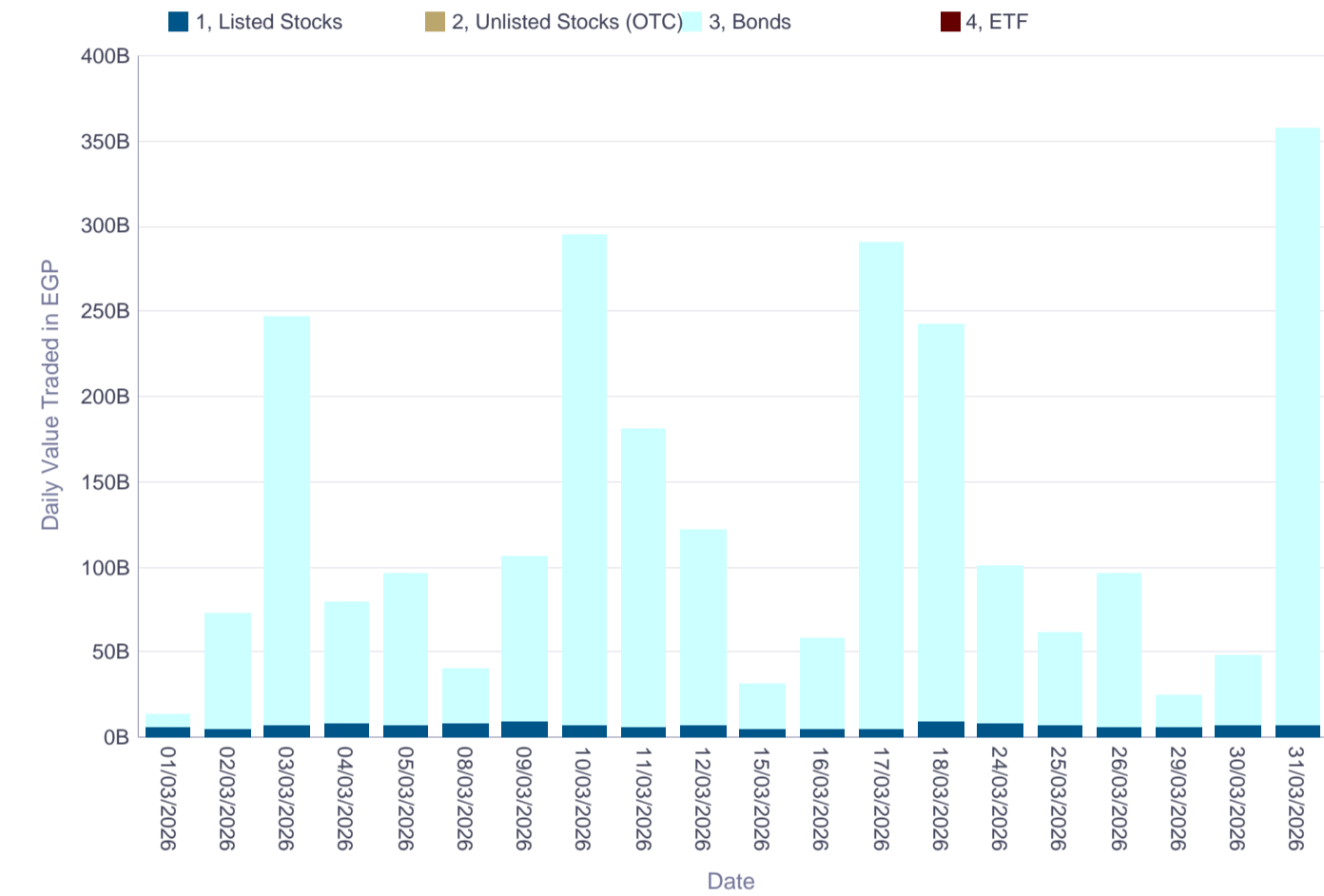


## 3. Trading Aggregates

The total value traded recorded EGP 2,886.3 billion, while the total volume traded reached 31,862 million securities executed over 3,082 thousand transactions this month.

For the last month, the total value traded recorded EGP 2,278.6 billion, while the total volume traded reached 37,229 million securities executed over 3,287 thousand transactions.

Stocks trading accounted for 5.18% of the total value traded of the main market, while the remaining 94.82% were captured by bonds - bills over the month.



Markets	2026-MAR			2026-FEB		
	EGP Value	Trading Volume	# of Trades	EGP Value	Trading Volume	# of Trades
Listed Stocks incl. SME	133,308,230,697	31,344,393,002	3,060,091	149,284,629,262	36,669,078,621	3,263,346
Unlisted Stocks (OTC)	1,778,180,782	113,733,214	3,695	8,843,655,974	375,952,821	4,498
Bonds \ Bills	2,426,182,330,161	373,649,050	10,022	1,607,985,459,570	159,413,393	9,623
ETF	71,714,002	1,348,355	7,769	101,965,259	1,789,693	9,111
SME	824,999,866	426,696,849	71,076	738,857,118	329,807,079	58,279
<b>Total</b>	<b>2,561,340,455,642</b>	<b>31,833,123,621</b>	<b>3,081,577</b>	<b>1,766,215,710,065</b>	<b>37,206,234,528</b>	<b>3,286,578</b>

## 4. Investors' Trading Activity

Egyptians represented 84.8% of the value traded in listed stocks after excluding deals during the period. Foreigners accounted for 10.5%, while Arabs captured 4.7%. Foreigners were net sellers, with a net of EGP 7,368.2 million, and Arabs were net sellers, with a net of EGP 2,053.2 million, after excluding deals in listed stocks.

Since the beginning of the year Egyptians represented 84.6% of the value traded in listed stocks after excluding deals, Foreigners accounted for 10.3%, while Arabs captured 5.1%. Foreigners were net sellers by EGP 4,037.5 million, and Arabs were net sellers by EGP 4,157.1 million, after excluding deals in listed stocks during this year since started.

### - Institutional Trades in Listed Stocks Including Deals

Institutions	Egyptians			Arabs			Foreigners		
	Buy	Sell	Net Buy	Buy	Sell	Net Buy	Buy	Sell	Net Buy
Banks	796.0	449.9	346.1	86.0	74.6	11.3	457.1	2,192.5	(1,735.5)
Companies	18,180.8	14,627.8	3,553.0	1,280.3	3,118.5	(1,838.2)	5,197.5	4,800.0	397.5
Funds	3,430.5	3,143.2	287.3	146.2	389.2	(243.0)	4,421.0	10,478.2	(6,057.3)
N/A	0.0		0.0		5.7	(5.7)			
Others	804.5	2,406.7	(1,602.2)	25.0	0.8	24.2	165.7	53.2	112.5
Portfolio	5,566.2	4,471.0	1,095.2						
<b>Total</b>	<b>28,778.0</b>	<b>25,098.6</b>	<b>3,679.5</b>	<b>1,537.5</b>	<b>3,588.9</b>	<b>(2,051.4)</b>	<b>10,241.2</b>	<b>17,524.0</b>	<b>(7,282.8)</b>

### Listed Stocks Excluding Deals

Nationalities	Institutions				Retail			
	Buy	Sell	Buy + Sell	Net Buy	Buy	Sell	Buy + Sell	Net Buy
Egyptians	28,568.8	24,491.1	53,059.9	4,077.7	88,591.7	83,248.0	171,839.7	5,343.7
Arabs	1,499.4	3,539.5	5,039.0	(2,040.1)	3,729.7	3,742.8	7,472.5	(13.1)
Foreigners	10,129.1	17,524.0	27,653.1	(7,394.9)	132.6	106.0	238.6	26.7
<b>Total</b>	<b>40,197.3</b>	<b>45,554.6</b>	<b>85,751.9</b>	<b>(5,357.3)</b>	<b>92,454.1</b>	<b>87,096.8</b>	<b>179,550.8</b>	<b>5,357.3</b>

## Trading by Categories of Investors in EGP Million

### Listed Stocks including Deals

Nationalities	Institutions				Retail			
	Buy	Sell	Buy + Sell	Net Buy	Buy	Sell	Buy + Sell	Net Buy
Egyptians	28,778.0	25,098.6	53,876.6	3,679.5	88,827.9	83,248.0	172,075.9	5,579.8
Arabs	1,537.5	3,588.9	5,126.3	(2,051.4)	3,778.4	3,742.8	7,521.2	35.6
Foreigners	10,241.2	17,524.0	27,765.2	(7,282.8)	145.3	106.0	251.2	39.3
<b>Total</b>	<b>40,556.7</b>	<b>46,211.4</b>	<b>86,768.2</b>	<b>(5,654.7)</b>	<b>92,751.5</b>	<b>87,096.8</b>	<b>179,848.3</b>	<b>5,654.7</b>

### Bonds \ Bills

Nationalities	Institutions				Retail			
	Buy	Sell	Buy + Sell	Net Buy	Buy	Sell	Buy + Sell	Net Buy
Egyptians	1,746,310.3	1,641,467.6	3,387,777.9	104,842.7	5,929.8	1,183.1	7,112.9	4,746.7
Arabs	275,340.1	145,679.8	421,019.9	129,660.3	290.6	5.2	295.8	285.4
Foreigners	398,274.8	637,846.6	1,036,121.4	(239,571.8)	36.7		36.7	36.7
<b>Total</b>	<b>2,419,925.2</b>	<b>2,424,994.0</b>	<b>4,844,919.2</b>	<b>(5,068.8)</b>	<b>6,257.1</b>	<b>1,188.3</b>	<b>7,445.4</b>	<b>5,068.8</b>

### OTC

Nationalities	Institutions				Retail			
	Buy	Sell	Buy + Sell	Net Buy	Buy	Sell	Buy + Sell	Net Buy
Egyptians	390.1	685.4	1,075.5	(295.3)	1,046.9	980.9	2,027.8	66.0
Arabs	235.9	1.5	237.4	234.4	47.0	69.9	116.8	(22.9)
Foreigners	39.9	39.4	79.3	0.6	18.4	1.2	19.6	17.2
<b>Total</b>	<b>665.9</b>	<b>726.2</b>	<b>1,392.2</b>	<b>(60.3)</b>	<b>1,112.2</b>	<b>1,051.9</b>	<b>2,164.2</b>	<b>60.3</b>

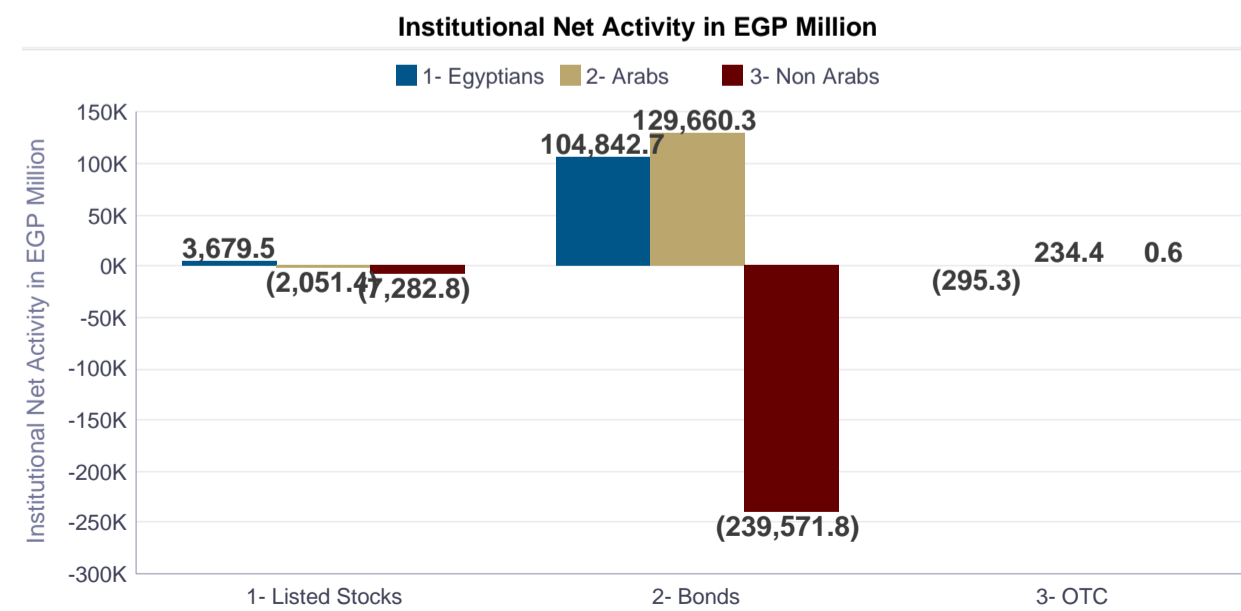
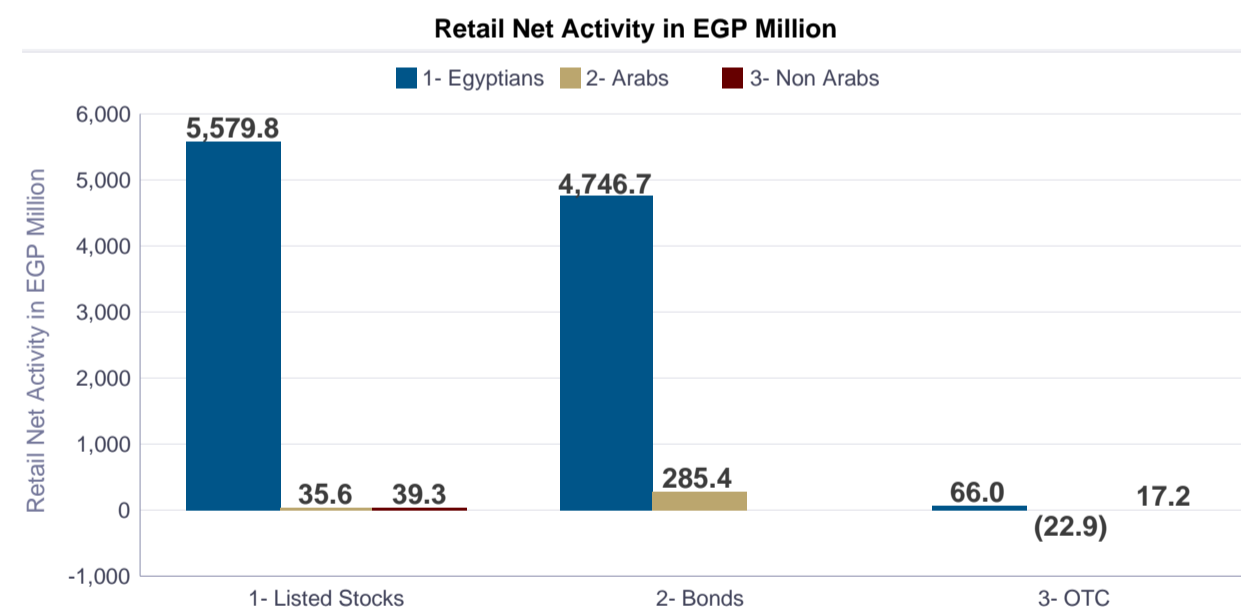
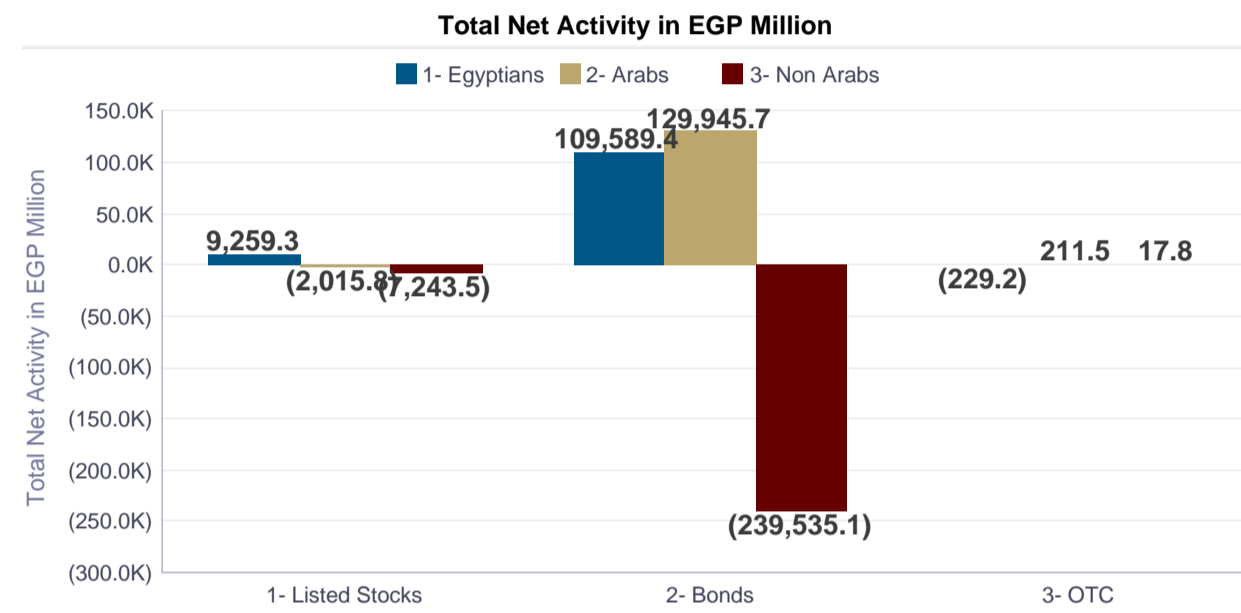
### Listed Stocks incl. Deals + Bonds + Bills + OTC

Nationalities	Institutions				Retail			
	Buy	Sell	Buy + Sell	Net Buy	Buy	Sell	Buy + Sell	Net Buy
Egyptians	1,775,478.5	1,667,251.5	3,442,730.0	108,226.9	95,804.6	85,412.0	181,216.5	10,392.6
Arabs	277,113.4	149,270.2	426,383.6	127,843.3	4,116.0	3,817.9	7,933.9	298.1
Foreigners	408,556.0	655,410.0	1,063,966.0	(246,854.0)	200.3	107.2	307.5	93.2
<b>Total</b>	<b>2,461,147.9</b>	<b>2,471,931.7</b>	<b>4,933,079.6</b>	<b>(10,783.9)</b>	<b>100,120.9</b>	<b>89,337.0</b>	<b>189,457.9</b>	<b>10,783.9</b>



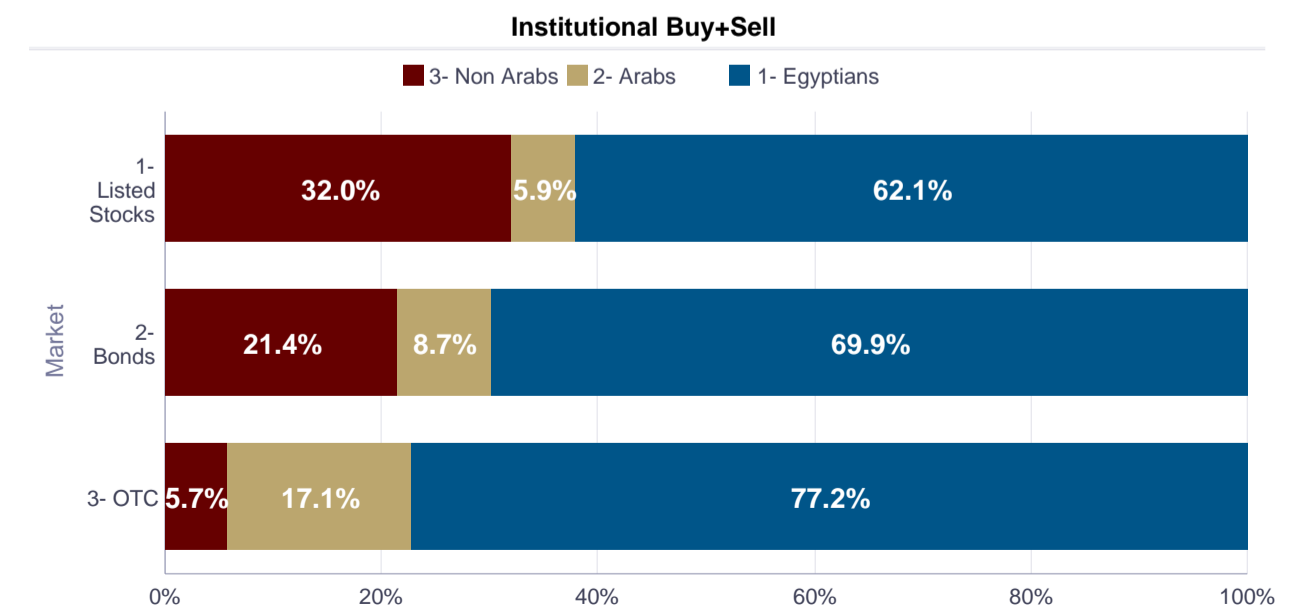
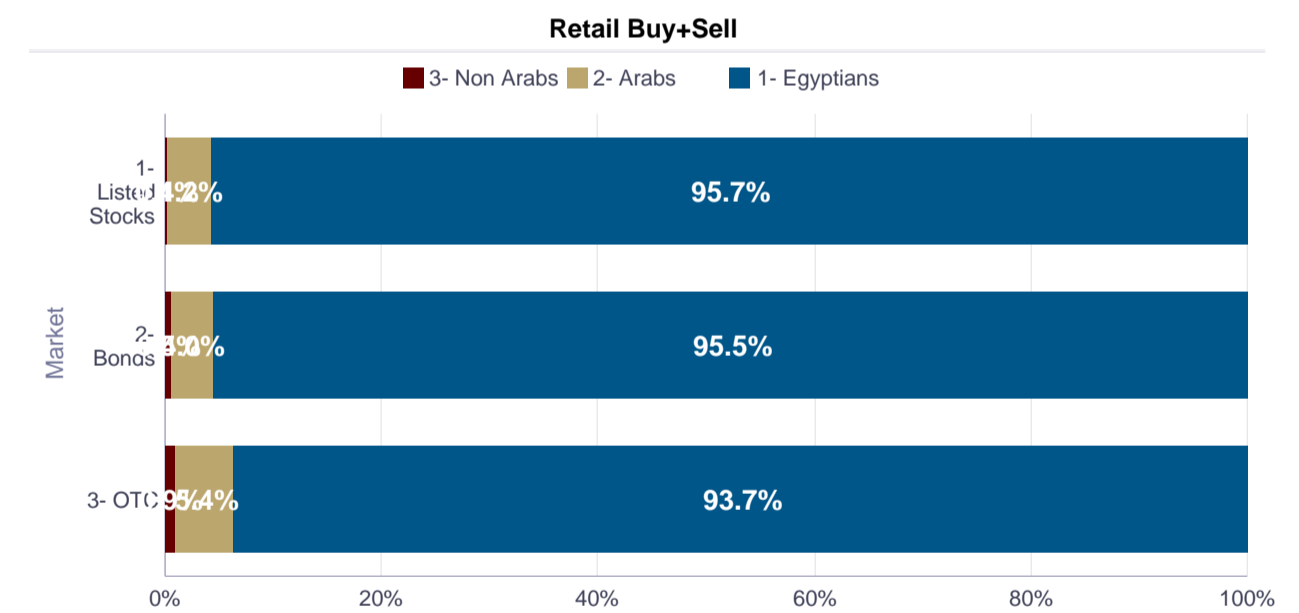
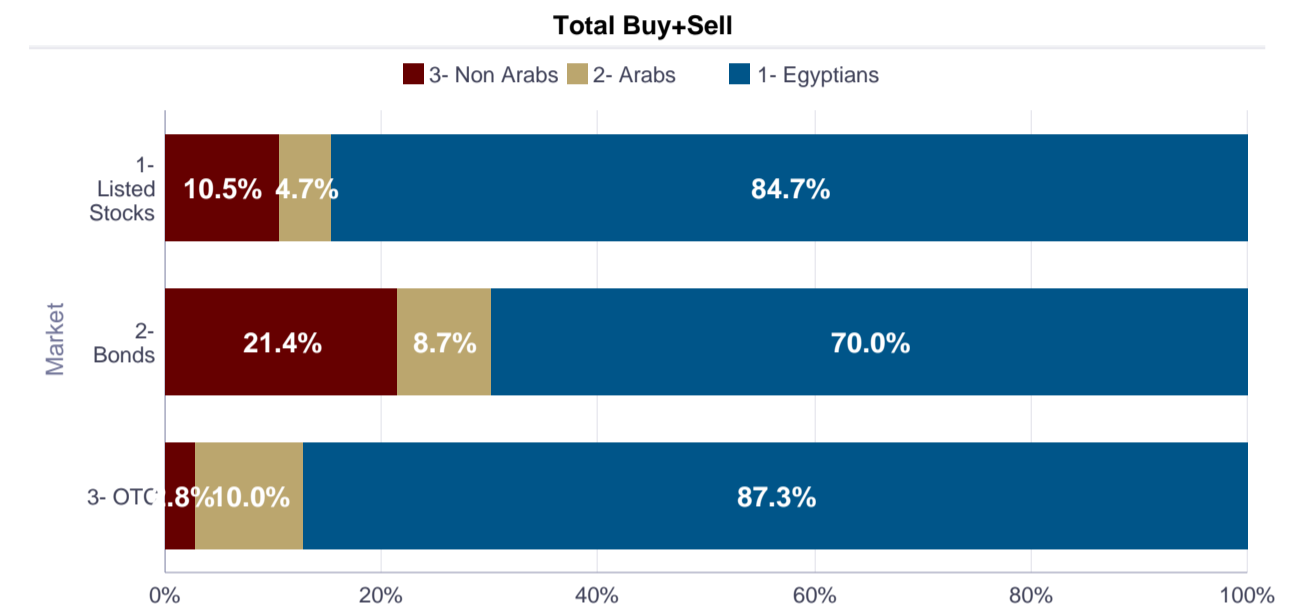
## 4. Investors' Trading Activity (Cont'd)

### Net Trading Activity by Markets (incl. Deals)



+ve values implies net buying, while -ve values implies net selling

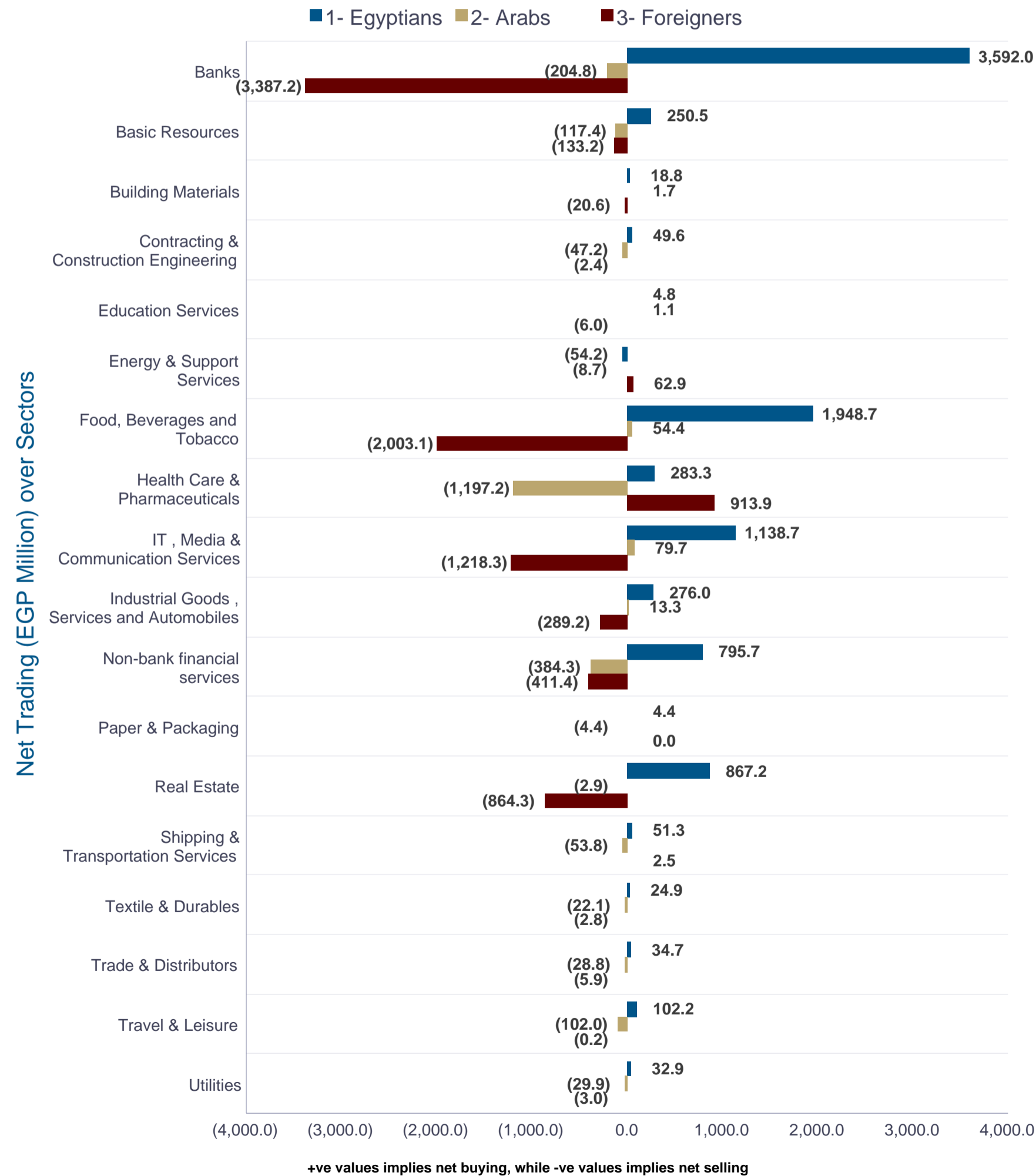
### Total Trading Activity by Markets (incl. Deals)



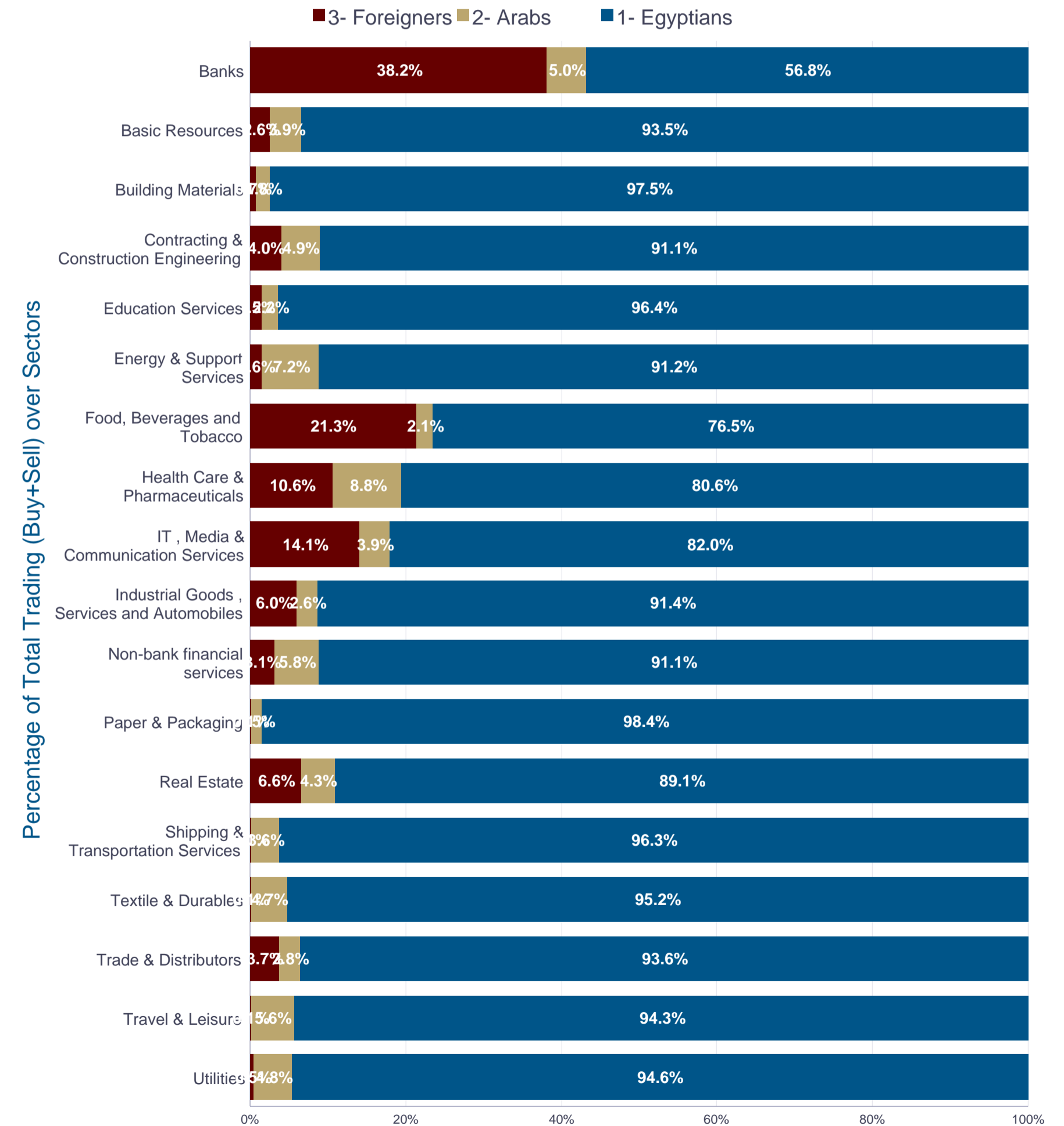


## 4. Investors' Trading Activity (Cont'd)

### Net Trading Activity by Sectors of Listed Stocks (excl. Deals)



### Total Trading Activity by Sectors of Listed Stocks (excl. Deals)

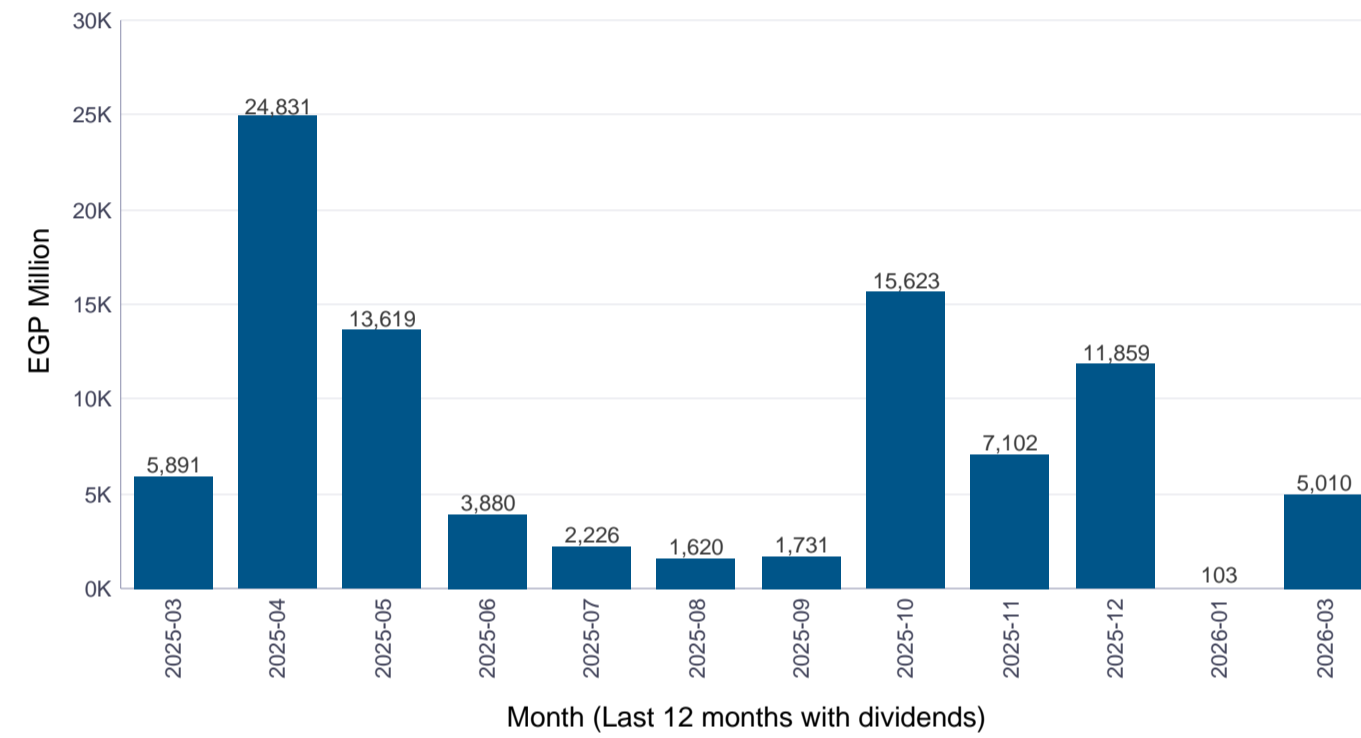




## 5. Corporate Actions

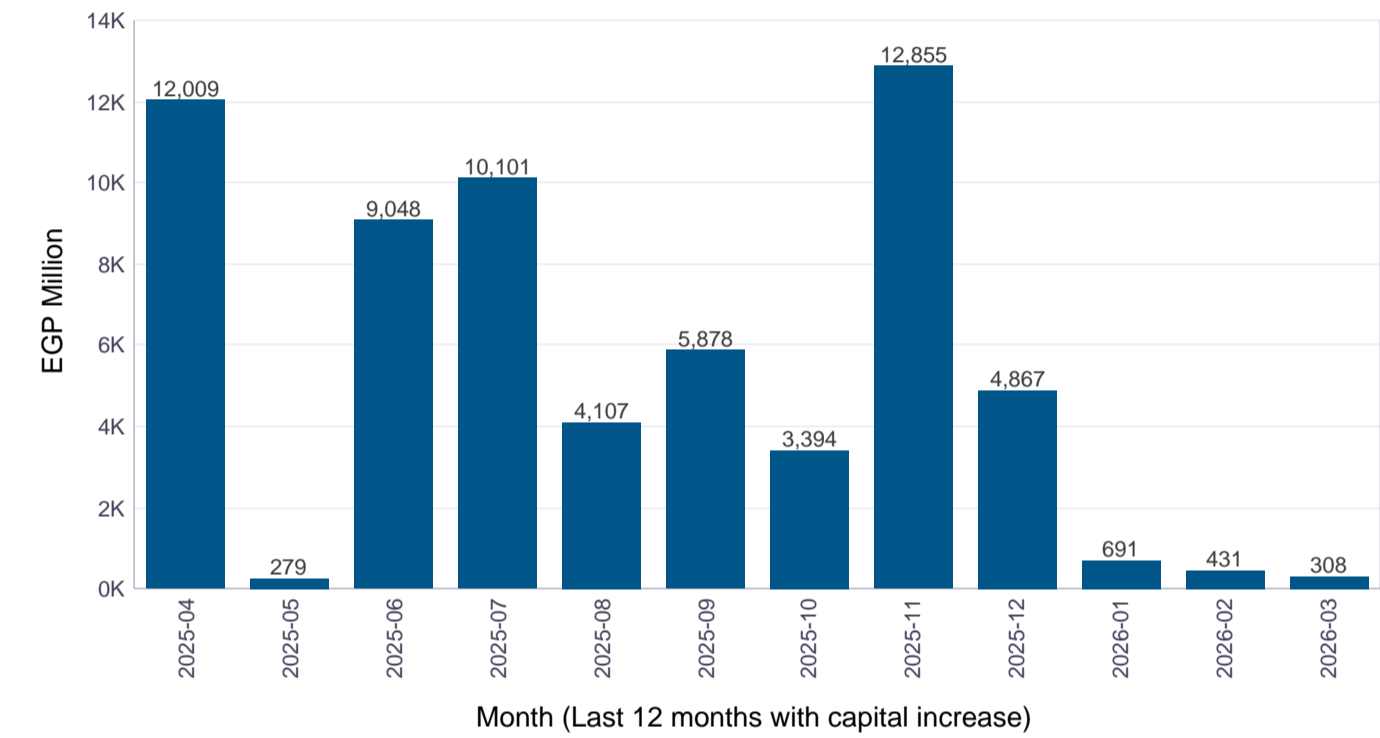
### Monthly Cash Dividends in EGP million

Last 12 months with dividends



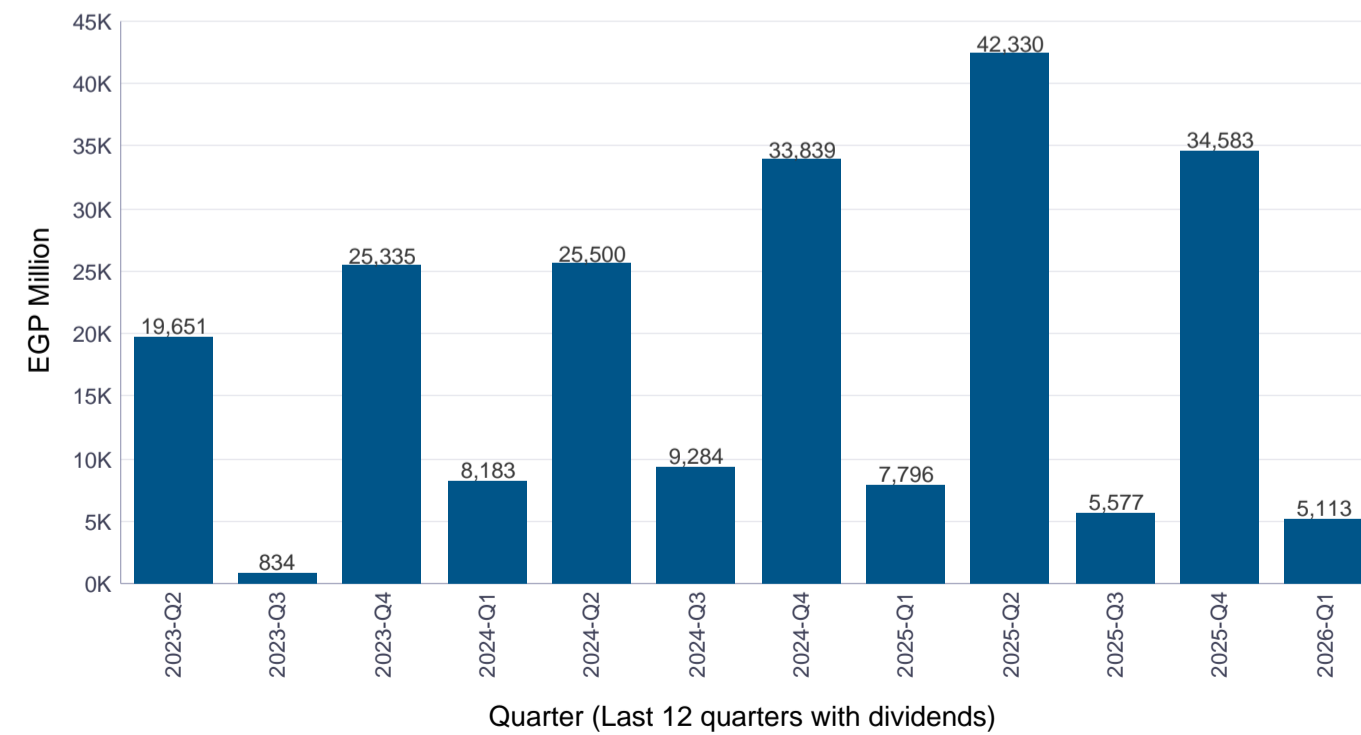
### Monthly Capital Increase in EGP million

Includes all types of capital increase



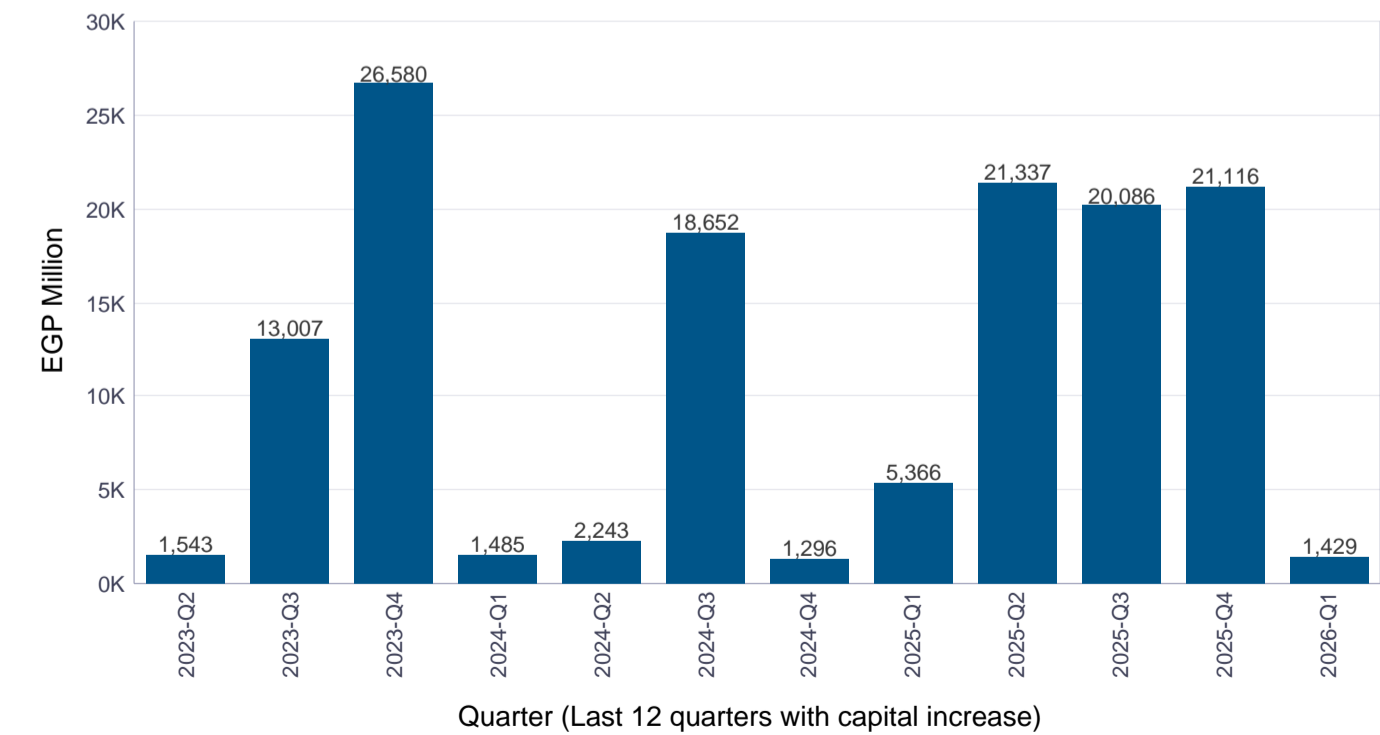
### Quarterly Cash Dividends in EGP million

Last 12 quarters with dividends



### Quarterly Capital Increase in EGP million

Includes all types of capital increase





## 5. Corporate Actions (Cont'd)

### - New Listings

Code	Company	No. of Shares	Par Value	Currency	Listing Date
EGS632D	Misr Life Insurance	500,000,000	10	EGP	03/03/2026

### - Stock Dividend

Date	ISIN Code	ISIN	Currency	Ratio1	Ratio2
04/03/2026	EGS67001C015	International Company For Leasing (IncoLEASE)	EGP	1	1.6011

### - Right Issues

Date	ISIN Code	ISIN	Currency	Share Increase	Right Share Price
26/03/2026	EGS7D231C010	TAWASOA For Factoring	EGP	40,000,000	1

### - Capital Increases

Date	ISIN Code	ISIN	Currency	Shares Before	Shares After	Capital increase
04/03/2026	EGS67001C015	International Company For Leasing (IncoLEASE)	EGP	20,000,000	50,777,999	307,779,990

### - Paid Coupons

ISIN Code	ISIN	Currency	CP No.	Div Date	Pay Date	Amount	CP Currency
EGS60081C014	Qatar National Bank	EGP	42	09/03/2026	12/03/2026	2	EGP
EGS30AL1C012	Obour Land For Food Industries	EGP	10	18/03/2026	26/03/2026	1.75	EGP



## Annex (1)

### - Trading of Listed Securities including Deals

#### Listed Stocks by Sectors

Sectors	Trading Value in EGP	Trading Volume	# of Trades
Real Estate	23,749,031,723	12,037,122,640	539,874
Non-bank financial services	21,349,428,884	5,727,838,083	335,178
Basic Resources	20,677,657,778	718,460,267	460,560
Banks	17,398,409,967	221,549,027	247,816
IT , Media & Communication Services	10,038,809,095	1,878,395,833	241,623
Health Care & Pharmaceuticals	8,483,754,461	3,832,431,004	247,930
Food, Beverages and Tobacco	8,119,417,539	1,584,023,565	258,082
Energy & Support Services	4,963,492,591	555,397,350	101,179
Contracting & Construction Engineering	4,317,771,995	2,234,108,875	132,572
Industrial Goods , Services and Automobiles	3,203,531,076	535,016,741	103,499
Shipping & Transportation Services	3,108,464,022	159,520,582	74,974
Building Materials	2,443,776,775	176,408,356	109,759
Textile & Durables	1,587,702,292	553,859,974	54,594
Trade & Distributors	1,468,790,030	295,601,844	74,670
Travel & Leisure	1,187,440,628	133,029,458	25,823
Utilities	706,097,984	42,992,987	26,972
Education Services	293,152,647	200,613,350	12,688
Paper & Packaging	211,501,210	458,023,066	12,298
<b>Total</b>	<b>133,308,230,697</b>	<b>31,344,393,002</b>	<b>3,060,091</b>

#### Listed Securities by Types

Listed Securities	Trading Value in EGP	Trading Volume	# of Trades
Stocks	133,308,230,697	31,344,393,002	3,060,091
Bonds/Bills	2,426,182,330,161	373,649,050	10,022
ETFs	71,714,002	1,348,355	7,769
<b>Total</b>	<b>2,559,562,274,860</b>	<b>31,719,390,407</b>	<b>3,077,882</b>

#### Listed Stocks By Indices

Indices	Trading Value in EGP	Trading Volume	# of Trades
EGX 30	87,107,506,969	8,390,663,152	1,548,277
EGX 70 EWI	32,663,003,010	16,117,262,773	890,044
EGX100 EWI	119,770,509,980	24,507,925,925	2,438,321
TAMAYUZ	422,055,349	175,314,867	30,692

#### Listed Bonds by Types

Bond Types	Trading Value in EGP	Trading Volume	# of Trades
Treasury	2,426,182,330,161	373,649,050	10,022
<b>Total</b>	<b>2,426,182,330,161</b>	<b>373,649,050</b>	<b>10,022</b>



## Annex (2)

### - Main Trading Indicators of Sectors sorted by Value Traded (excluding deals)

#	Sectors	EGP Value Traded	% of Total	Volume Traded (Shares)	# of Trades	Non Egyptians Net Purchasing in EGP	Market Capital in EGP	Nominal Capital in EGP	P/E	Avg. DY%
1	Real Estate	23,055,120,079	17.5%	11,860,892,670	502,429	-862,286,851	363,721,748,461	57,044,305,896	12.91	4.51
2	Non-bank financial services	21,143,001,479	16.0%	5,676,304,233	325,208	-795,677,404	231,990,484,248	95,000,511,030	11.61	3.68
3	Basic Resources	20,668,687,995	15.7%	711,402,583	458,727	-250,599,032	494,271,967,428	50,000,085,461	13.87	6.26
4	Banks	17,398,409,967	13.2%	221,549,027	247,816	-3,591,963,982	812,410,637,783	194,415,064,656	4.27	4.88
5	IT , Media & Communication Services	10,017,128,800	7.6%	1,870,025,936	238,532	-1,138,662,325	285,321,293,268	33,374,284,146	11.12	
6	Health Care & Pharmaceuticals	8,369,309,337	6.3%	3,821,622,715	242,655	-262,722,945	94,190,749,956	10,136,957,062	16.42	4.30
7	Food, Beverages and Tobacco	8,111,435,601	6.2%	1,581,383,374	256,714	-1,948,748,523	242,125,764,072	9,620,429,655	17.17	4.74
8	Energy & Support Services	4,963,492,591	3.8%	555,397,350	101,179	54,218,418	22,471,208,076	11,994,822,146	6.52	9.66
9	Contracting & Construction Engineering	4,036,019,179	3.1%	2,066,512,507	113,673	-49,402,039	67,182,281,939	3,450,548,341	24.30	3.91
10	Industrial Goods , Services and Automobiles	3,148,176,047	2.4%	523,619,837	98,872	-276,084,311	205,599,174,931	6,150,205,046	10.31	9.69
11	Shipping & Transportation Services	3,108,464,022	2.4%	159,520,582	74,974	-51,285,965	109,891,826,853	4,114,703,217	7.51	7.61
12	Building Materials	2,443,776,775	1.9%	176,408,356	109,759	-18,803,586	74,246,722,574	8,552,829,907	16.75	2.65
13	Textile & Durables	1,587,702,292	1.2%	553,859,974	54,594	-24,904,069	34,943,508,089	7,010,811,184	8.10	
14	Trade & Distributors	1,407,377,910	1.1%	135,087,737	66,144	-34,456,059	33,571,095,743	2,723,839,990	14.42	10.76
15	Travel & Leisure	1,157,534,008	0.9%	108,681,173	23,640	-102,659,863	79,186,691,951	42,019,142,955	16.81	5.98
16	Utilities	706,097,984	0.5%	42,992,987	26,972	-32,856,117	23,955,856,675	2,118,400,330	16.68	
17	Education Services	293,152,647	0.2%	200,613,350	12,688	-4,839,866	49,569,994,558	2,024,653,321	27.36	1.67
18	Paper & Packaging	211,501,210	0.2%	458,023,066	12,298	-4,381,009	6,564,392,578	748,710,923	23.01	
	<b>Total/Avg.</b>	<b>131,826,387,925</b>	<b>100.0%</b>	<b>30,723,897,457</b>	<b>2,966,874</b>	<b>-9,396,115,527</b>	<b>3,231,215,399,182</b>	<b>540,500,305,266</b>	<b>14.40</b>	<b>5.74</b>



## Annex (3)

### - Top 20 Brokerage Firms in Terms of Value Traded (Main Market - OTC - SME)

#	Brokerage Firm	EGP Value Traded	% of Total	Volume Traded (Shares)	# of Trades
1	Thndr Securities Brokerage	34,816,235,028	15.2%	9,394,292,187	2,135,869
2	EFG Hermes International Securities Brokerage	24,562,033,397	10.7%	743,458,974	252,026
3	Mubasher for Securities and Bonds	18,359,912,626	8.0%	4,339,045,657	363,647
4	Hermes Securities Brokerage	17,225,776,590	7.5%	3,997,123,787	260,858
5	Commercial International Brokerage company (CIBC)	16,592,649,618	7.3%	3,211,610,376	253,567
6	Beltone Securities Brokerage	15,491,759,886	6.8%	3,817,928,140	171,654
7	Cairo Capital Securities	15,254,688,281	6.7%	3,084,631,818	169,822
8	OSTOUL Securities Brokerage and Bond Trading	12,167,633,419	5.3%	3,804,647,282	265,130
9	Aspire Securities and Bonds	12,124,737,054	5.3%	3,155,979,430	203,721
10	AL Ahly Pharos Securities Brokerage	10,346,699,182	4.5%	1,476,495,194	113,135
11	Tycoon Securities	9,214,077,497	4.0%	2,681,251,925	206,385
12	Arabeya Online for Securities Brokerage and Bonds	7,580,211,086	3.3%	2,003,273,754	146,318
13	Arab African International Securities and Bonds	7,202,337,981	3.1%	2,653,049,991	58,947
14	Arqaam Securities Brokerage	5,922,388,418	2.6%	311,715,542	160,187
15	Naeem Brokerage for Securities and Bonds	4,904,868,228	2.1%	730,004,945	98,221
16	HC Brokerage(S.A.E)	4,353,489,354	1.9%	687,777,080	59,906
17	Mirage Brokerage	4,323,169,156	1.9%	1,731,550,050	129,343
18	Sigma Securities Brokerage	3,627,964,735	1.6%	1,128,019,601	72,735
19	Prime Securities Brokerage	2,459,731,462	1.1%	634,461,576	33,934
20	Helwan Brokerage Co.	2,331,101,515	1.0%	646,944,530	83,112

### Ranking of Primary / Non-Primary Dealers in Terms of Value Traded

#	Dealer	EGP Value Traded	% of Total	Volume Traded	# of Trades
1	National Bank of Egypt	931,698,823,848	19.2%	259,911,175	2,160
2	Citibank	695,069,735,585	14.3%	82,553,920	1,668
3	Credit Agricole Egypt	385,067,646,138	7.9%	45,197,149	1,007
4	HSBC Bank-Egypt	310,708,513,540	6.4%	31,482,907	965
5	First Abu Dhabi Bank DVP	301,962,310,969	6.2%	63,482,091	823
6	Banque Misr	260,412,030,149	5.4%	11,179,716	5,545
7	AL AHLI BANK OF KUWAIT ? EGYPT	231,227,820,383	4.8%	14,689,435	1,030
8	ATTIJariwafa bank Egypt S.A.E	216,249,895,486	4.5%	23,772,211	321
9	Suez Canal Bank	212,131,695,665	4.4%	10,623,700	223
10	Arab Bank Ltd	208,195,268,114	4.3%	19,054,002	638
11	Qatar National Bank	145,671,428,205	3.0%	9,815,923	712
12	Arab African Bank	138,306,177,559	2.9%	42,477,747	726
13	Banque du Caire	137,228,520,566	2.8%	16,626,203	749
14	Egyptian Arab Land Bank	120,372,307,336	2.5%	16,286,297	369
15	Abu Dhabi Commercial Bank - Egypt	96,507,236,101	2.0%	51,190,688	78
16	Kuwait finance House Bank ? Egypt	62,743,121,984	1.3%	5,891,670	387
17	Abu Dahbi Islamic Bank	59,831,351,937	1.2%	11,748,490	237
18	Egyptian Gulf Bank	46,602,007,400	1.0%	4,562,232	396
19	Bank of Alexandria	44,099,773,805	0.9%	2,887,069	341
20	Commercial International Bank- Egypt	37,413,680,142	0.8%	1,612,032	372
21	Arab International bank	34,446,697,650	0.7%	1,572,600	36

#	Dealer	EGP Value Traded	% of Total	Volume Traded	# of Trades
22	Emirates NBD S.A.E	31,178,668,529	0.6%	2,434,942	285
23	Export Development Bank of Egypt	27,138,523,464	0.6%	4,477,175	137
24	Mashreq Bank ? Egypt	24,577,225,408	0.5%	5,232,436	166
25	National Bank of Kuwait-Egypt	22,070,210,409	0.5%	1,924,682	148
26	Societe Arabe Internationale de Banque	19,997,093,122	0.4%	859,729	105
27	Housing & Development bank	12,574,945,828	0.3%	1,469,242	110
28	Bank NXT	10,207,764,422	0.2%	1,804,045	56
29	The United Bank	8,142,391,626	0.2%	368,781	63
30	AlBaraka Bank	6,396,578,169	0.1%	280,269	52
31	Bank ABC Egypt	5,413,373,143	0.1%	316,966	42
32	MIDBANK S.A.E	4,921,886,429	0.1%	1,124,664	54
33	Faisal Islamic Bank Of Egypt	3,076,279,866	0.1%	138,456	28
34	OSTOUL Securities Brokerage and Bond Trading	623,879,747	0.0%	158,456	12
35	Sigma Securities Brokerage	99,797,598	0.0%	91,000	3



## Annex (4)

### - SME Stocks Traded in Terms of Value Traded (excluding deals)

#	Stock Name	CR	Close Price	% Chg.	Max Price	Min Price	Max in 52Wks	Min in 52Wks	EGP Value Traded	% of Total	Volume Traded (Shares)	# of Trades	No. Listed Shares	Market Capital in EGP	Paid Capital in EGP	Trailing P/E	Sector P/E	DY %	EGP Net Profit	Net Profit Date	Last Coupon	Pay Date
1	Heibco for commercial investments & real estate development	EGP	6.850	-7.43	7.98	6.4	8.1	3.3	197,233,090	23.9%	27,498,541	11,658	40,000,000	274,000,000	40,000,000	11.76	14.47		23,290,719	30/09/2025		
2	International company For Medical Industries -ICMI	EGP	10.450	-4.04	12.25	10.1	13.49	2.16	114,445,124	13.9%	10,808,289	5,275	57,671,796	602,670,268	57,671,796				-16,301,741	31/12/2024		
3	UTOPIA	EGP	94.170	10.20	201.41	85.45	201.41	29	91,429,342	11.1%	819,630	7,943	3,000,000	282,510,000	15,000,000	24.36	26.50		11,595,603	31/12/2025	2.00 EGP	12/05/2025
4	TAWASOA For Factoring	EGP	4.760	23.64	7.09	3.25	7.09	1.91	85,495,190	10.4%	16,635,080	8,743	75,000,000	357,000,000	75,000,000	27.15	27.15		13,149,644	31/12/2025		
5	Integrated Engineering Group S.A.E	EGP	0.439	-6.20	0.489	0.422	0.635	0.183	62,292,031	7.6%	137,136,385	3,990	500,000,000	219,500,000	50,000,000	133.73	14.47		1,641,422	31/12/2025		
6	International Business Corporation For Trading and Agencies	EGP	10.340	-3.18	11.4	9.62	16.9	1.88	38,257,596	4.6%	3,602,717	3,271	24,340,000	251,675,600	24,340,000	149.68	57.59		1,681,435	31/12/2024		
7	First Investment Company And Real Estate Development	EGP	2.830	51.34	3.08	1.74	3.37	1.74	33,662,766	4.1%	13,204,729	2,752	13,750,000	38,912,500	6,875,000		26.50		-2,656,737	31/12/2024		
8	Vertika for Industry & Trade	EGP	5.190	9.03	5.95	4.31	5.95	0.94	32,843,290	4.0%	6,257,594	3,830	25,694,760	133,355,804	5,138,952	90.69	90.69		1,470,398	31/12/2025	0.29 EGP	10/05/2020
9	Fitness Prime	EGP	1.220	-6.15	1.28	1.17	1.78	1.14	29,906,620	3.6%	24,348,285	2,183	164,300,000	200,446,000	82,150,000				-6,239,543	31/12/2024		
10	Arab Development & Real Estate Investment	EGP	6.150	25.25	6.17	4.21	5.99	0.82	29,467,567	3.6%	5,923,939	4,066	70,270,336	432,162,566	35,135,168	34.01	26.50		12,708,196	31/12/2025	0.03 EGP	03/05/2018
11	Barbary Investment Group ( BIG)	EGP	0.193	16.27	0.204	0.151	0.207	0.137	28,568,829	3.5%	154,256,513	4,696	328,061,299	63,315,831	32,806,130		90.69		-57,275,404	31/12/2024		
12	Al Fanar Contracting Construction Trade Import And Export Co	EGP	7.350	17.04	8.5	5.66	8.5	2.34	22,227,695	2.7%	2,961,442	3,251	16,000,000	117,600,000	16,000,000	17.17	14.47		6,847,548	31/12/2025		
13	Novida for Investment and Technology	EGP	2.500	4.60	2.88	2.28	4.07	1.83	21,680,295	2.6%	8,369,897	3,091	29,924,028	74,810,070	29,924,028				-7,582,619	31/12/2024		
14	El Badr Investment And Development BID	EGP	1.300	-0.76	1.51	1.09	1.66	1.06	8,969,782	1.1%	7,057,684	1,833	22,950,000	29,835,000	11,475,000				-524,212	31/12/2024		

#	Stock Name	CR	Close Price	% Chg.	Max Price	Min Price	Max in 52Wks	Min in 52Wks	EGP Value Traded	% of Total	Volume Traded (Shares)	# of Trades	No. Listed Shares	Market Capital in EGP	Paid Capital in EGP	Trailing P/E	Sector P/E	DY %	EGP Net Profit	Net Profit Date	Last Coupon	Pay Date
15	Misr Kuwait Investment & Trading Co.	EGP	3.060	7.75	3.34	2.7	4.54	2.62	7,981,938	1.0%	2,640,191	1,368	20,000,000	61,200,000	20,000,000				-2,606,436	31/12/2024		
16	Union Pharmacist Company For Medical Services and Investment	EGP	8.690	-3.44	9.25	8.1	10.7	2.76	7,919,823	1.0%	888,287	613	13,661,400	118,717,566	13,661,400	21.14	26.50		5,616,536	31/12/2024	0.07 EGP	12/12/2017
17	Subscription Rights Of TAWASOA For Factoring -1	EGP	3.440	-0.29	3.45	2.71	3.45	2.99	7,439,909	0.9%	2,393,684	1,158	40,000,000	137,600,000	138,000,000		27.15					
18	REKAZ Financial Holding	EGP	2.790	6.90	3.12	2.35	3.54	1.73	5,178,978	0.6%	1,893,962	1,355	20,000,000	55,800,000	20,000,000	57.59	57.59		968,901	31/12/2025		



## Annex (5)

### - Main Stocks Traded in Terms of Value Traded (excluding deals)

#	Stock Name	CR	Close Price	% Chg.	Max Price	Min Price	Max in 52Wks	Min in 52Wks	EGP Value Traded	% of Total	Volume Traded (Shares)	# of Trades	No. Listed Shares	Market Capital in EGP	Paid Capital in EGP	Trailing P/E	Sector P/E	DY%	EGP Net Profit	Net Profit Date	Last Coupon	Pay Date
1	Commercial International Bank-Egypt (CIB)	EGP	121.000	-9.36	131	111	145.01	75.3	12,812,934,911	10.6%	103,213,409	136,637	3,377,936,100	408,730,268,100	33,779,361,000	4.97	4.27		82,258,815,000	31/12/2025	2.50 EGP	10/04/20
2	T M G Holding	EGP	74.510	-14.45	85.24	73.73	97.39	46.75	6,048,612,981	5.0%	76,907,720	116,915	2,060,653,786	153,539,313,595	20,606,537,860	8.44	12.91		18,201,981,482	31/12/2025	0.25 EGP	29/05/20
3	Abou Kir Fertilizers	EGP	81.700	17.22	95	63.7	95	45.01	5,287,745,669	4.4%	63,603,715	116,016	1,261,875,720	103,095,246,324	1,892,813,580	11.02	13.87	7.34	9,352,763,248	30/06/2025	6.00 EGP	26/10/20
4	Alexandria Mineral Oils Company	EGP	8.280	16.46	9.85	6.79	9.85	6.66	4,766,317,945	3.9%	546,136,676	98,630	1,291,500,000	10,693,620,000	1,291,500,000	6.89	6.52	9.66	1,551,950,331	30/06/2025	0.80 EGP	15/10/20
5	Fawry For Banking Technology And Electronic Payment	EGP	17.100	-7.32	18.31	16.45	21.57	7.96	4,247,061,594	3.5%	243,152,896	96,265	3,406,523,244	58,251,547,472	1,703,261,622	18.79	11.12		3,100,654,415	31/12/2025		
6	Heliopolis Housing	EGP	5.590	15.98	6.05	4.44	11.93	3.11	4,128,219,814	3.4%	763,920,988	59,605	4,005,255,600	22,389,378,804	1,001,313,900	8.75	12.91	7.98	2,559,832,567	31/12/2024	1.34 EGP	04/06/20
7	Egypt Aluminum	EGP	302.000	31.88	321	212	321	143.11	3,766,946,832	3.1%	13,186,621	70,544	412,500,000	124,575,000,000	1,650,000,000	12.23	13.87	2.65	10,185,590,052	30/06/2025	8.00 EGP	16/10/20
8	Misr Fertilizers Production Company - Mopco	EGP	40.750	11.61	46.03	34.75	46.03	26.21	3,474,985,449	2.9%	83,351,350	70,910	2,868,140,263	116,876,715,717	28,681,402,630	10.35	13.87		11,296,540,287	31/12/2025	3.50 EGP	07/05/20
9	EFG Holding	EGP	25.160	-7.02	27.2	24.7	31.89	23.05	3,014,254,790	2.5%	116,209,010	32,768	1,435,893,008	36,127,068,081	7,179,465,040	5.78	11.61		6,254,632,000	31/12/2025	0.65 EGP	12/06/20
10	Eastern Company	EGP	34.850	-15.00	40.85	34.83	49.99	26.6	2,992,804,204	2.5%	82,483,072	23,490	3,000,000,000	104,550,000,000	3,000,000,000	25.94	17.17	8.18	4,029,941,000	30/06/2022	2.85 EGP	11/12/20
11	Sidi Kerir Petrochemicals - SIDPEC	EGP	17.550	5.41	19.94	15.31	23.18	14.2	2,805,540,517	2.3%	156,738,897	58,282	1,134,000,000	19,901,700,000	2,268,000,000	17.48	13.87		1,138,395,309	31/12/2025	1.00 EGP	29/05/20
12	Egyptian Chemical Industries (Kima)	EGP	11.350	-13.29	13.97	11.05	13.97	6.75	2,646,022,330	2.2%	212,276,784	44,998	1,986,578,999	22,547,671,639	9,932,894,995	22.85	13.87		986,964,000	30/06/2025	5.00 EGP	19/11/20
13	Tenth Of Ramadan Pharmaceutical Industries&Diagnostic-Rameda	EGP	4.060	-9.98	5.12	4	5.12	3.06	2,612,053,445	2.2%	550,953,699	51,739	2,000,000,000	8,120,000,000	500,000,000	20.21	16.42	1.96	401,807,134	31/12/2024	0.11 EGP	10/07/20
14	Orascom Construction PLC	EGP	481.010	-3.43	495.5	446	513	256	2,211,429,942	1.8%	4,688,761	41,061	110,243,935	53,028,435,174	839,287,077	10.01	24.30	2.54	5,299,747,130	31/12/2020	12.23 EGP	13/08/20
15	Orascom Development Egypt	EGP	24.170	-6.68	26.23	23	29.28	18.1	2,201,648,600	1.8%	88,440,176	41,152	1,130,473,523	27,323,545,051	1,130,473,523	5.09	12.91		5,370,137,872	31/12/2025	0.38 EGP	25/09/20
16	Beltone Holding	EGP	2.810	-6.33	3.03	2.81	3.79	1.95	2,151,387,835	1.8%	735,096,441	24,479	10,718,106,944	30,117,880,513	21,436,213,888	20.88	11.61		1,442,701,000	31/12/2025	4.50 EGP	14/07/20
17	Telecom Egypt	EGP	78.590	-15.30	92	78.35	112.98	33.21	2,106,956,782	1.7%	24,777,846	67,966	1,707,071,600	134,158,757,044	17,070,716,000	5.94	11.12		22,578,063,000	31/12/2025	1.50 EGP	24/04/20
18	Raya Holding For Financial Investments	EGP	5.080	-10.88	6.03	5.02	6.03	2.2	2,105,938,724	1.7%	389,275,324	44,673	4,281,297,768	21,748,992,661	1,070,324,442	7.41	11.61		2,934,003,628	31/12/2025	0.04 EGP	10/07/20
19	GB Corp	EGP	24.100	-15.59	28.27	23.92	33.4	16.8	2,037,653,100	1.7%	80,890,664	45,724	1,085,500,000	26,160,550,000	1,085,500,000	9.41	10.31		2,780,455,000	31/12/2025	0.35 EGP	30/04/20
20	Orascom Investment Holding	EGP	1.370	10.48	1.41	1.13	1.38	0.52	1,894,877,366	1.6%	1,480,024,123	17,223	5,245,690,620	7,186,596,149	577,025,968		11.12		-914,664,000	31/12/2024	0.10 EGP	22/06/20

#	Stock Name	CR	Close Price	% Chg.	Max Price	Min Price	Max in 52Wks	Min in 52Wks	EGP Value Traded	% of Total	Volume Traded (Shares)	# of Trades	No. Listed Shares	Market Capital in EGP	Paid Capital in EGP	Trailing P/E	Sector P/E	DY%	EGP Net Profit	Net Profit Date	Last Coupon	Pay Date
21	Arab Developers Holding	EGP	0.222	10.45	0.248	0.186	0.41	0.173	1,888,524,843	1.6%	8,404,295,821	30,527	13,902,963,390	3,086,457,873	1,390,296,339	33.38	12.91		92,476,058	31/12/2024	0.02 EGP	24/04/20
22	Ibsina Pharma	EGP	9.700	-17.73	11.6	9.63	13.72	6.58	1,884,654,568	1.6%	177,859,713	59,139	1,008,000,000	9,777,600,000	252,000,000	10.27	16.42		951,983,367	31/12/2025	0.16 EGP	15/10/20
23	Palm Hills Development Company	EGP	8.390	-7.29	9.3	7.99	9.98	6.25	1,779,335,913	1.5%	206,256,127	33,261	2,859,914,173	23,994,679,911	5,719,828,346	5.42	12.91		4,423,812,106	31/12/2025	0.10 EGP	30/05/20
24	Housing & Development Bank	EGP	164.900	45.02	164.9	107.72	139.7	50.07	1,756,187,797	1.4%	13,479,014	14,104	531,300,000	87,611,370,000	5,313,000,000	4.68	4.27		18,714,779,201	31/12/2025	5.00 EGP	15/04/20
25	Alexandria Containers and goods	EGP	32.830	36.79	33.98	21.01	33.98	19.55	1,633,519,067	1.3%	54,084,457	38,673	2,979,506,800	97,817,208,244	1,489,753,400	14.76	7.51	6.88	6,627,568,000	30/06/2025	0.00 USD	13/11/20
26	Abu Dhabi Islamic Bank-Egypt	EGP	38.100	-6.39	41.99	36.1	46.25	20.01	1,419,294,727	1.2%	36,661,734	52,795	1,200,000,000	45,720,000,000	12,000,000,000	3.63	4.27		12,600,956,000	31/12/2025	0.80 EGP	09/04/20
27	E-finance For Digital and Financial Investments	EGP	18.000	-13.17	20.5	17.8	23.7	10.9	1,268,105,837	1.0%	66,638,697	34,665	3,466,666,667	62,400,000,006	1,733,333,334	25.40	11.12		2,456,651,275	31/12/2025	0.17 EGP	30/12/20
28	Arab Co. for Asset Management And Development	EGP	1.670	-16.92	2.13	1.66	2.3	0.83	1,186,939,361	1.0%	624,967,888	23,095	1,324,079,405	2,211,212,606	132,407,941		12.91		-14,091,670	31/12/2024	0.14 EGP	28/11/20
29	Memphis Pharmaceuticals	EGP	152.090	5.71	172.99	135	232.95	59.01	1,159,531,248	1.0%	7,382,354	24,205	22,750,000	3,460,047,500	227,500,000	6.85	16.42	8.67	505,279,620	30/06/2025	13.19 EGP	29/10/20
30	Canal Shipping Agencies	EGP	27.550	-6.55	29.94	25.7	37.79	20	920,607,069	0.8%	32,412,883	21,736	300,000,000	8,265,000,000	300,000,000	8.06	7.51	10.53	1,024,880,038	30/06/2025	2.90 EGP	22/12/20
31	Dice Sport & Casual Wear	EGP	1.760	8.64	1.89	1.45	3.34	1.45	898,153,377	0.7%	508,312,299	26,382	2,679,967,171	4,716,742,221	535,993,434	5.24	8.10		900,939,764	31/12/2024	0.17 EGP	05/06/20
32	Zahraa Maadi Investment & Development	EGP	5.230	0.58	5.58	4.72	6.5	3	851,145,759	0.7%	158,926,527	20,858	1,000,000,000	5,230,000,000	1,000,000,000	7.34	12.91		712,267,001	31/12/2025	0.20 EGP	30/04/20
33	Arabian Cement Company	EGP	51.850	2.39	51.92	45.5	60.4	18.5	845,934,986	0.7%	17,310,271	41,000	378,739,700	19,637,653,445	757,479,400	5.46	16.75		3,599,690,221	31/12/2025	2.94 EGP	24/12/20
34	Macro Group Pharmaceuticals -Macro Capital	EGP	1.360	0.00	1.47	1.22	4.11	0.81	745,569,917	0.6%	540,973,531	22,207	570,206,456	775,480,780	114,041,291	6.70	16.42		115,818,178	31/12/2025	0.11 EGP	20/04/20
35	Misr Chemical Industries	EGP	37.350	28.17	39.39	27.3	39.39	25	737,690,081	0.6%	20,207,197	23,212	109,687,500	4,096,828,125	438,750,000	7.19	13.87	10.71	569,747,000	30/06/2025	4.00 EGP	06/11/20
36	Juhayna Food Industries	EGP	24.270	-10.11	27.49	23.8	37.35	22.51	720,205,289	0.6%	27,501,471	33,712	1,176,756,353	28,559,876,687	1,176,756,353	14.95	17.17		1,910,094,835	31/12/2025	0.30 EGP	10/09/20
37	Amer Group Holding	EGP	1.840	-0.54	2.01	1.69	2.54	1.12	675,316,431	0.6%	363,389,016	17,737	902,789,840	1,661,133,306	631,952,888	8.47	12.91		196,026,551	31/12/2025	0.02 EGP	19/03/20
38	Sharm Dreams Co. for Tourism Investment	EGP	40.020	14.34	42.19	32.1	42.19	15.2	659,037,924	0.5%	16,945,900	7,838	52,985,460	2,120,478,109	529,854,600	45.41	16.81		46,694,000	31/12/2024	0.50 EGP	18/08/20
39	Six of October Development & Investment (SODIC)	EGP	19.720	6.59	20.96	17	70	14.6	641,859,771	0.5%	33,353,853	14,881	1,289,293,586	25,424,869,516	5,157,174,344	5.66	12.91		4,490,485,555	31/12/2025	0.55 EGP	09/06/20
40	Al Tawfeek Leasing Company-A.T.LEASE	EGP	4.670	9.88	5.68	3.98	5.68	3.3	637,463,654	0.5%	130,329,309	18,901	400,000,000	1,868,000,000	1,000,000,000	6.90	11.61		270,604,977	31/12/2025	0.47 EGP	22/04/20
41	Mansourah Poultry	EGP	1.530	0.66	1.63	1.38	3.16	1.37	629,771,098	0.5%	410,222,978	19,959	1,000,000,000	1,530,000,000	200,000,000	10.02	17.17		152,691,009	31/12/2024	0.60 EGP	31/05/20
42	Bonyan for Development and Trade	EGP	4.140	10.40	4.41	3.5	5.15	3.45	598,015,998	0.5%	144,946,752	20,947	1,704,403,226	7,056,229,356	1,704,403,226	3.53	12.91		2,001,363,173	31/12/2025		
43	Creast Mark For Contracting And Real Estate Development	EGP	0.626	8.49	0.665	0.504	1.07	0.354	575,140,429	0.5%	945,246,188	12,270	1,122,511,488	702,692,191	179,601,838	9.04	24.30		77,700,450	31/12/2025		
44	Madinet Masr For Housing and Development	EGP	5.170	-7.68	5.75	5.01	5.86	3.89	573,744,070	0.5%	105,323,795	17,056	2,135,000,000	11,037,950,000	2,135,000,000	3.75	12.91	4.84	2,946,567,089	31/12/2024	0.25 EGP	29/05/20
45	Iron And Steel for Mines and Quarries	EGP	7.030	-7.50	7.48	6.96	8.1	4.07	559,067,803	0.5%	77,126,470	13,638	976,872,278	6,867,412,114	195,374,456	9.84	13.87	5.97	697,990,071	30/06/2025	0.42 EGP	16/10/20
46	Egyptian Transport (EGYTRANS)	EGP	7.600	8.57	8.2	6.37	8.45	4.47	554,337,887	0.5%	73,023,242	14,565	224,949,817	1,709,618,609	224,949,817	8.36	7.51	2.28	204,561,193	31/12/2024	0.25 EGP	07/08/20
47	Cairo Poultry	EGP	31.360	3.46	34.58	28	34.58	16.6	550,998,362	0.5%	17,424,166	16,286	479,001,600	15,021,490,176	479,001,600	5.20	17.17		2,890,068,750	31/12/2025	0.85 EGP	24/10/20
48	Taqa Arabia	EGP	13.330	5.79	13.74	11.6	16.04	10.5	508,178,879	0.4%	38,407,407	17,450	1,352,353,800	18,026,876,154	676,176,900	14.93	16.68		1,207,218,780	31/12/2025		

#	Stock Name	CR	Close Price	% Chg.	Max Price	Min Price	Max in 52Wks	Min in 52Wks	EGP Value Traded	% of Total	Volume Traded (Shares)	# of Trades	No. Listed Shares	Market Capital in EGP	Paid Capital in EGP	Trailing P/E	Sector P/E	DY%	EGP Net Profit	Net Profit Date	Last Coupon	Pay Date
49	MM Group For Industry And International Trade	EGP	7.100	-16.17	8.25	7.05	9.15	6.01	489,203,792	0.4%	64,341,219	18,154	1,888,275,148	13,406,753,551	1,170,730,592	10.38	14.42		1,291,226,239	31/12/2025		
50	Edita Food Industries S.A.E	EGP	25.410	-6.65	29.55	24.56	32.5	12	487,472,032	0.4%	17,611,038	26,720	1,400,027,312	35,574,693,998	280,005,462	13.20	17.17		2,695,301,670	31/12/2025	1.14 EGP	30/04/20
51	Oriental Weavers	EGP	21.950	-3.52	23.49	21.01	25.11	19.66	438,415,328	0.4%	19,535,939	16,214	665,107,268	14,599,104,533	665,107,268	6.45	8.10		2,263,399,873	31/12/2025	1.60 EGP	30/04/20
52	Misr National Steel - Ataqa	EGP	8.240	-4.19	9.08	7.75	12.38	5.5	431,363,091	0.4%	51,559,910	19,141	1,200,000,000	9,888,000,000	600,000,000	321.58	13.87		30,748,416	31/12/2025	5.00 EGP	30/04/20
53	Gourmet Egypt.Com Foods	EGP	10.800	11.34	12.19	9	12.19	8.5	415,715,760	0.3%	39,316,380	23,438	400,000,000	4,320,000,000	100,000,000		14.42					
54	Sinai Cement	EGP	57.060	-4.92	61.5	53	75	30.54	405,511,537	0.3%	7,028,749	8,670	260,812,477	14,881,959,938	2,608,124,770	6.48	16.75		2,298,246,400	31/12/2025	1.00 EGP	09/04/20
55	Export Development Bank of Egypt	EGP	16.100	-0.92	17	15.06	20.1	13.63	401,118,077	0.3%	24,808,894	7,068	1,360,000,000	21,896,000,000	13,600,000,000	3.62	4.27		6,053,155,000	31/12/2025	1.00 EGP	28/10/20
56	Gogreen for Agricultural Investment	EGP	2.000	-5.21	2.4	1.82	2.85	0.71	400,512,633	0.3%	193,252,384	13,027	1,400,000,000	2,800,000,000	140,000,000	48.78	17.17		57,396,368	31/12/2024		
57	U Consumer Finance	EGP	10.400	-6.31	11.3	9.9	12.8	6.93	400,081,509	0.3%	37,850,660	12,986	2,106,356,523	21,906,107,839	210,635,652	28.66	11.61		764,404,346	31/12/2025		
58	Misr Cement (Qena)	EGP	167.330	-13.57	197.01	167	204.98	24	364,570,493	0.3%	1,983,958	18,294	96,000,000	16,063,680,000	960,000,000	6.28	16.75		2,558,385,461	31/12/2025	1.00 EGP	26/06/20
59	Credit Agricole Egypt	EGP	24.000	5.45	24.4	20	26.5	16	355,525,056	0.3%	15,700,917	10,960	1,250,000,000	30,000,000,000	5,000,000,000	4.31	4.27		6,960,041,000	31/12/2025	3.20 EGP	17/04/20
60	El-Nile Co. For Pharmaceuticals And Chemical Industries	EGP	95.070	0.02	104.41	87	149.5	41.3	335,022,089	0.3%	3,426,311	7,120	50,000,000	4,753,500,000	500,000,000	37.81	16.42	1.26	125,727,463	30/06/2025	2.00 EGP	02/11/20
61	Egyptian International Pharmaceuticals (EIPICO)	EGP	77.760	-1.58	83	72.11	87.12	43.6	330,824,881	0.3%	4,162,564	9,290	168,755,750	13,122,447,120	1,687,557,500	9.00	16.42		1,457,893,015	31/12/2025	3.00 EGP	24/04/20
62	Extracted Oils	EGP	8.560	18.56	8.95	6.06	10.32	3.1	323,205,132	0.3%	39,023,209	12,268	200,000,000	1,712,000,000	200,000,000	667.71	17.17		2,564,000	30/06/2025	0.05 EGP	09/04/20
63	ELSWEDY ELECTRIC	EGP	78.000	0.66	81.49	73.25	89.4	62.03	308,266,865	0.3%	3,949,697	13,281	2,140,777,876	166,980,674,328	2,140,777,876	8.70	10.31		19,186,550,057	31/12/2025	1.00 EGP	15/05/20
64	International Company For Fertilizers & Chemicals	EGP	14.710	-0.07	16.96	13.5	33.2	13	299,706,884	0.2%	19,182,056	12,740	116,775,000	1,717,760,250	233,550,000	8.02	14.42		214,103,796	31/12/2025	0.20 EGP	30/09/20
65	El Obour Real Estate Investment	EGP	34.200	3.92	40.35	28.1	45.75	7.38	298,347,708	0.2%	8,145,464	12,093	40,000,000	1,368,000,000	200,000,000	139.38	12.91		9,815,069	31/12/2023	0.30 EGP	31/08/20
66	Elsaeed Contracting& Real Estate Investment Company SCCD	EGP	1.310	0.00	1.44	1.19	1.63	0.83	293,604,176	0.2%	217,674,459	6,593	725,231,685	950,053,507	725,231,685	10.31	12.91		92,127,205	31/12/2024	0.10 EGP	23/11/20
67	O B Financial Holding	EGP	0.535	0.94	0.564	0.483	0.82	0.373	290,152,645	0.2%	546,923,047	8,897	4,721,121,620	2,525,800,067	1,463,547,702		11.61		-5,245,000	31/12/2024		
68	Electro Cable Egypt	EGP	2.050	-1.44	2.21	1.9	3.36	1.9	288,859,371	0.2%	138,266,828	14,341	3,313,540,373	6,792,757,765	662,708,075	13.58	10.31		500,316,748	31/12/2025	0.05 EGP	18/09/20
69	Medical Packaging Company	EGP	1.470	2.08	1.6	1.16	2.02	1.06	287,026,471	0.2%	194,364,977	9,054	655,000,000	962,850,000	131,000,000	26.32	16.42		36,577,567	31/12/2024		
70	Cleopatra Hospital Company	EGP	12.080	-7.36	13.9	11.85	13.99	7.19	280,686,540	0.2%	22,106,682	11,937	1,449,450,084	17,509,357,015	724,725,042	18.09	16.42		967,866,317	31/12/2025		
71	Emaar Misr for Development	EGP	9.200	2.79	9.5	8.2	10.58	7.5	276,370,843	0.2%	30,271,414	8,290	5,446,929,384	50,111,750,333	5,446,929,384	9.04	12.91		5,544,893,244	31/12/2025		
72	Obour Land For Food Industries	EGP	20.810	-4.85	22.75	20.02	26.5	15.62	273,480,490	0.2%	12,686,321	20,292	400,000,000	8,324,000,000	400,000,000	9.75	17.17	8.41	854,180,006	31/12/2025	1.75 EGP	26/03/20
73	Al Khair River For Development Agricultural Investment&Envir	EGP	0.598	-3.55	0.658	0.581	0.736	0.471	262,482,198	0.2%	417,335,179	10,411	2,000,000,000	1,196,000,000	200,000,000	21.38	17.17		55,944,133	31/12/2025		
74	Arab Moltaka Investments Co	EGP	5.390	25.06	5.69	3.87	5.69	2.23	245,959,764	0.2%	47,249,532	8,129	510,570,561	2,751,975,324	510,570,561	6.77	11.61		406,641,437	31/12/2025	0.14 EGP	08/05/20
75	Cairo Oils & Soap	EGP	1.290	-5.15	1.38	1.24	1.68	0.27	244,005,760	0.2%	184,282,214	8,495	624,000,000	804,960,000	312,000,000	6.02	17.17		133,755,442	31/12/2024	0.68 EGP	05/10/20
76	El Arabia for Land Reclamation	EGP	334.570	6.30	390	281	547	57	227,438,766	0.2%	647,654	8,727	5,200,000	1,739,764,000	26,000,000	340.58	24.30		5,108,199	30/06/2025	1.92 EGP	20/06/20

Comprehensive Market Analysis: Q3 2024																						
#	Stock Name	CR	Price Performance					Market Activity				Financials			Valuation			Profitability			Dividends	
			Close Price	% Chg.	Max Price	Min Price	Max in 52Wks	Min in 52Wks	EGP Value Traded	% of Total	Volume Traded (Shares)	# of Trades	No. Listed Shares	Market Capital in EGP	Paid Capital in EGP	Trailing P/E	Sector P/E	DY%	EGP Net Profit	Net Profit Date	Last Coupon	Pay Date
77	GPI For Urban Growth	EGP	0.822	11.08	0.84	0.69	0.886	0.218	222,846,738	0.2%	289,844,008	6,966	1,636,363,630	1,345,090,904	163,636,363	75.99	24.30		17,701,144	31/12/2025	0.08 EGP	10/08/2024
78	FERCHEM MISR CO. FOR FERTILLIZERS & CHEMICALS	EGP	77.560	6.25	84.99	66.55	101	54.73	217,692,928	0.2%	2,717,773	8,885	400,000,000	31,024,000,000	800,000,000	14.20	13.87		2,184,285,878	31/12/2025	6.04 EGP	16/10/2024
79	Arabia for Investment and Development	EGP	0.449	2.98	0.499	0.401	0.541	0.249	217,263,450	0.2%	477,003,566	8,133	1,558,128,698	699,599,785	171,394,157		11.61					
80	Egypt for Poultry	EGP	8.370	-5.32	9.35	7.8	12.25	4.4	217,143,787	0.2%	25,331,240	13,279	42,570,000	356,310,900	85,140,000		17.17		-10,776,159	31/12/2025	0.25 EGP	15/08/2024
81	Egyptian Media Production City	EGP	28.630	7.27	29.8	24.05	37.19	19.2	217,115,723	0.2%	7,803,121	7,044	189,630,000	5,429,106,900	1,896,300,000	6.93	11.12		783,568,936	31/12/2025	0.50 EGP	31/07/2024
82	Rowad Tourism (Al Rowad)	EGP	29.410	0.03	32.16	25.78	38.01	23.14	208,897,612	0.2%	7,338,764	4,056	17,311,800	509,140,038	173,118,000		16.81		-13,704,661	31/12/2024	1.50 EGP	03/06/2024
83	Arab Aluminum	EGP	20.300	3.94	22.13	17.6	23.9	10.5	208,824,189	0.2%	10,153,212	11,484	42,390,300	860,523,090	42,390,300	428.09	13.87		2,010,150	31/12/2025	0.08 EGP	02/06/2024
84	Raya Customer Experience	EGP	8.510	-1.50	9.03	8	12.14	6.53	201,991,414	0.2%	23,571,168	9,247	199,206,202	1,695,244,779	99,603,101	5.23	11.12		323,908,281	31/12/2025	0.85 EGP	12/06/2024
85	Lecico Egypt	EGP	23.600	-8.92	25.48	23.26	32.7	21	199,820,834	0.2%	8,242,778	8,929	80,000,000	1,888,000,000	400,000,000	2.05	16.75		919,390,055	31/12/2024	0.25 EGP	30/04/2024
86	Al Baraka Bank Egypt	EGP	19.500	2.85	21	17.45	21	10.75	199,636,838	0.2%	10,559,505	7,402	727,139,130	14,179,213,035	5,089,973,910	3.54	4.27		4,003,261,000	31/12/2025	0.85 EGP	16/04/2024
87	Natural Gas & Mining Project (Egypt Gas)	EGP	41.110	-2.03	45.2	39	48.5	33.03	197,919,105	0.2%	4,585,580	9,522	144,222,343	5,928,980,521	1,442,223,430	18.42	16.68		321,852,599	31/12/2025	0.50 EGP	30/04/2024
88	Act Financial	EGP	2.610	-2.97	2.71	2.54	3.66	2.54	197,721,074	0.2%	74,821,573	7,306	1,142,571,282	2,982,111,046	285,642,821	6.01	11.61		496,194,245	31/12/2025	0.18 EGP	20/08/2024
89	Maridive & oil services	USD	0.409	-2.62	0.458	0.38	0.51	0.239	197,174,645	0.2%	9,260,674	2,549	470,255,740	10,497,680,041	10,266,679,746	8.78	6.52		1,195,784,674	31/12/2024	0.06 USD	31/05/2024
90	Nasr Company for Civil Works	EGP	4.660	0.87	5.04	4.18	9.35	3.47	196,771,640	0.2%	41,954,458	9,943	210,000,000	978,600,000	210,000,000	14.36	24.30		68,149,596	31/12/2024	0.50 EGP	29/04/2024
91	Sabaa International Company for Pharmaceutical and Chemical	EGP	3.100	-2.82	3.43	2.8	4.9	1.07	191,082,983	0.2%	58,933,651	9,679	250,000,000	775,000,000	100,000,000		16.42		-18,038,915	31/12/2024		
92	Delta Sugar	EGP	47.070	1.25	49.98	43.5	55.49	43.5	189,057,163	0.2%	3,921,298	9,244	142,198,075	6,693,263,390	710,990,375		17.17		-526,127,247	31/12/2025	5.00 EGP	26/12/2024
93	Prime Holding	EGP	1.950	10.80	2.18	1.59	2.45	0.68	184,753,308	0.2%	94,117,518	8,354	350,000,000	682,500,000	350,000,000	6.29	11.61		108,448,274	31/12/2025	0.30 EGP	17/04/2024
94	Premium HealthCare Group	EGP	0.084	3.70	0.089	0.077	0.132	0.07	173,779,008	0.1%	2,099,263,110	11,497	23,630,397,700	1,984,953,407	2,363,039,770	235.92	16.42		8,413,824	31/12/2023		
95	Egyptian Real Estate Group	EGP	1.130	2.73	1.22	0.88	1.7	0.72	171,006,797	0.1%	153,731,171	7,725	400,000,000	452,000,000	80,000,000	1,055.82	12.91		428,103	31/12/2024	0.50 EGP	20/07/2024
96	The Egyptian Modern Education Systems	EGP	0.830	-3.60	0.914	0.755	0.989	0.339	168,657,187	0.1%	195,994,436	4,903	1,005,000,000	834,150,000	100,500,000	168.56	27.36		4,948,625	30/06/2025		
97	Gadwa For Industrial Development	EGP	0.740	-7.50	0.811	0.733	8.17	0.733	167,516,538	0.1%	219,418,786	8,273	5,391,194,685	3,989,484,067	2,048,653,980	2.46	10.31		1,620,677,746	31/12/2024		
98	Grand Investment Capital	EGP	52.520	19.66	57.44	38.1	57.44	11.07	164,893,808	0.1%	3,231,862	6,009	7,800,000	409,656,000	39,000,000	36.02	11.61		11,374,441	31/03/2025	0.20 Piaster	27/06/2024
99	Industrial & Engineering Enterprises Co.	EGP	0.403	-2.18	0.436	0.367	0.545	0.275	159,004,188	0.1%	389,494,117	10,495	1,458,000,000	587,574,000	291,600,000	22.29	24.30		26,357,293	31/12/2025	1.50 EGP	11/02/2024
100	Gulf Canadian Real Estate Investment Co.	EGP	1.440	5.88	1.55	1.2	46.88	1.2	152,816,575	0.1%	110,154,320	7,093	210,000,000	302,400,000	105,000,000		12.91		-219,812	31/12/2025	0.24 EGP	28/04/2024
101	Arabia Investments Holding	EGP	0.307	4.78	0.341	0.271	0.8	0.264	152,071,348	0.1%	480,031,985	8,263	1,558,128,698	478,345,510	296,044,453		11.61		-21,915,693	31/12/2024	0.20 EGP	30/01/2024
102	Egyptian Iron & Steel	EGP	30.630	-7.21	32.49	30.42	49.37	22.05	146,873,908	0.1%	4,708,875	7,118	976,872,278	29,921,597,875	1,758,370,100		13.87		-646,923,187	30/06/2021	0.40 EGP	20/11/2024
103	International Agricultural Products	EGP	19.060	5.89	20.45	16.8	26.5	8.55	146,235,441	0.1%	7,559,718	7,258	497,288,366	9,478,316,256	994,576,732	20.21	14.42		468,995,121	30/06/2025	1.00 EGP	26/10/2024
104	Ismailia Misr Poultry	EGP	12.810	-6.97	14.1	12.22	16.45	8	146,207,407	0.1%	10,947,577	7,512	89,856,499	1,151,061,752	359,425,996	25.22	17.17		45,641,409	31/12/2025	0.20 EGP	15/04/2024

#	Stock Name	CR	Close Price	% Chg.	Max Price	Min Price	Max in 52Wks	Min in 52Wks	EGP Value Traded	% of Total	Volume Traded (Shares)	# of Trades	No. Listed Shares	Market Capital in EGP	Paid Capital in EGP	Trailing P/E	Sector P/E	DY%	EGP Net Profit	Net Profit Date	Last Coupon	Pay Date
105	Delta For Printing & Packaging	EGP	103.210	8.73	113.25	90	152.9	66.54	145,712,814	0.1%	1,408,496	7,141	5,600,000	577,976,000	28,000,000	7.86	10.31	9.69	73,492,218	31/12/2025	9.00 EGP	22/04/20
106	Egyptian Financial & Industrial	EGP	202.830	-2.52	224.96	180.33	283	144	144,267,352	0.1%	667,133	3,664	100,000,000	20,283,000,000	1,000,000,000	24.74	13.87		819,752,000	31/12/2025	15.00 EGP	30/04/20
107	Arab Real Estate Investment CO.-ALICO	EGP	2.480	1.22	2.69	2.23	3.25	1.5	140,255,732	0.1%	56,434,831	5,201	246,400,000	611,072,000	246,400,000	106.15	12.91		5,756,663	31/12/2024	14.50 EGP	18/04/20
108	South Valley Cement	EGP	7.560	2.16	8.06	6.95	9.88	4	139,958,058	0.1%	18,592,570	8,505	482,256,840	3,645,861,710	2,411,284,200		16.75		-382,406,287	31/12/2024	0.20 EGP	27/07/20
109	Sharkia National Food	EGP	10.440	3.26	10.69	9.3	11	6.11	139,423,620	0.1%	13,717,598	4,439	163,927,120	1,711,399,133	81,963,560	2,140.34	17.17		799,592	31/12/2025	0.10 EGP	27/04/20
110	B Investments Holding	EGP	37.030	-5.80	40.7	36.05	45.89	21.1	138,326,918	0.1%	3,566,711	5,504	218,362,786	8,085,973,966	1,091,813,930	4.88	11.61	3.68	1,655,571,043	31/12/2024	0.03 USD	24/06/20
111	Alexandria National Company for Financial Investment	EGP	94.440	-11.92	126.9	93.02	126.9	17.77	136,242,103	0.1%	1,307,131	7,707	5,225,000	493,449,000	26,125,000	152.86	11.61		3,228,198	31/12/2025		
112	Egyptian Gulf Bank	USD	0.380	-4.76	0.395	0.367	0.431	0.243	126,399,780	0.1%	6,484,982	1,157	510,106,066	10,579,862,003	27,841,742,114	2.53	4.27		4,188,531,419	31/12/2025	0.59 EGP	19/06/20
113	Kafr El Zayat Pesticides	EGP	9.760	1.04	10.9	8.8	14.59	8.8	124,542,527	0.1%	12,226,278	5,691	240,089,400	2,343,272,544	240,089,400	8.82	13.87	4.61	265,693,830	31/12/2024	0.45 EGP	30/09/20
114	General Company For Land Reclamation,Development & Reconstru	EGP	162.800	4.61	179.95	134	280.36	44.5	124,431,941	0.1%	750,996	5,978	6,510,000	1,059,828,000	65,100,000		24.30		-24,864,705	30/06/2025	0.83 EGP	20/10/20
115	Development & Engineering Consultants	EGP	76.410	4.46	79.99	62.22	117.97	45	122,526,112	0.1%	1,630,423	4,770	23,522,400	1,797,346,584	329,313,600	34.43	12.91		52,207,698	31/12/2024	1.00 EGP	26/04/20
116	Universal For Paper and Packaging Materials (Unipack	EGP	0.258	-5.15	0.277	0.242	1.44	0.231	120,084,178	0.1%	452,683,676	6,780	2,291,442,606	591,192,192	229,144,261	45.32	23.01		13,045,758	31/12/2025	0.01 EGP	20/06/20
117	Ceramic & Porcelain	EGP	14.930	-3.24	16.25	13.8	18.75	8.84	119,149,019	0.1%	7,756,210	5,645	50,365,900	751,962,887	100,731,800		16.75		-99,221,678	30/06/2025	0.09 EGP	08/11/20
118	ASEC Company For Mining - ASCOM	EGP	39.820	-0.47	43.3	37	53.85	28.15	117,125,319	0.1%	2,878,368	5,144	50,000,000	1,991,000,000	500,000,000		13.87		-331,823,936	31/12/2024		
119	Arab Valves Company	EGP	7.030	8.49	8.5	6	10.1	3.76	112,529,414	0.1%	14,913,652	5,474	74,942,787	526,847,793	74,942,787	197.21	16.75		2,671,473	31/12/2024	0.10 EGP	15/05/20
120	Nozha International Hospital	EGP	12.330	-5.73	13.6	11.35	17.54	7	111,572,552	0.1%	8,876,014	7,170	242,000,000	2,983,860,000	242,000,000	17.13	16.42		174,192,974	31/12/2025	0.10 EGP	30/04/20
121	Egyptian Gulf Marseilia For Real Estate Investment	EGP	4.140	9.52	4.58	3.37	4.7	2.48	110,811,005	0.1%	27,254,271	5,164	207,648,000	859,662,720	103,824,000		12.91		-15,962,137	31/12/2024	0.10 EGP	04/10/20
122	Egyptians Housing Development & Reconstruction	EGP	2.040	-0.97	2.16	1.89	2.61	0.34	108,607,460	0.1%	52,668,535	4,837	672,000,000	1,370,880,000	336,000,000	18.48	12.91		74,193,866	31/12/2025	0.02 EGP	14/04/20
123	Qatar National Bank	EGP	41.000	-1.13	42.8	38.75	48.5	26.25	104,414,809	0.1%	2,563,128	6,132	2,154,822,966	88,347,741,606	10,774,114,830	2.94	4.27	4.88	30,065,417,445	31/12/2025	2.00 EGP	12/03/20
124	M.B Engineering	EGP	3.380	-18.36	4.38	3.36	4.99	1.91	102,849,577	0.1%	26,335,655	5,955	202,544,221	684,599,467	101,272,111	20.19	10.31		33,912,188	31/12/2025		
125	Atlas For Investment and Food Industries	EGP	1.670	0.60	1.82	1.45	3.64	1.21	102,224,328	0.1%	60,371,849	6,521	651,285,400	1,087,646,618	65,128,540		12.91		-6,089,671	31/12/2024		
126	The Arab Ceramic CO.-Ceramica Remas	EGP	1.030	-5.50	1.12	0.93	2	0.8	101,867,606	0.1%	96,087,384	5,539	1,078,125,000	1,110,468,750	269,531,250	29.56	16.75		37,567,318	31/12/2025	0.03 EGP	24/04/20
127	Egyptian for Tourism Resorts	EGP	7.260	-2.29	7.85	6.68	12.9	4.96	100,736,910	0.1%	13,765,663	3,529	1,050,000,000	7,623,000,000	1,050,000,000	21.71	16.81		351,057,304	31/12/2024	0.20 EGP	05/06/20
128	Mena Touristic & Real Estate Investment	EGP	5.260	26.75	5.41	4.05	6.18	3.94	97,659,639	0.1%	19,950,840	3,964	241,921,635	1,272,507,800	241,921,635		12.91		-25,260,993	31/12/2025	1.25 EGP	03/05/20
129	El Arabia Engineering Industries	EGP	1.860	6.29	1.94	1.6	2.67	1.31	97,317,783	0.1%	53,349,711	4,157	222,114,680	413,133,305	83,293,005	9.94	10.31		41,555,654	31/12/2024	0.04 EGP	22/04/20
130	El Kahera Housing	EGP	1.050	-4.55	1.15	0.96	2.85	0.96	94,353,135	0.1%	86,853,315	5,134	1,856,764,556	1,949,602,784	928,382,278	3.26	12.91		598,717,448	31/12/2025	0.25 EGP	28/11/20
131	El Shams Housing & Urbanization	EGP	6.930	0.43	7.26	6.32	9.54	5.95	91,498,934	0.1%	13,152,784	3,861	226,875,000	1,572,243,750	226,875,000	9.84	12.91	0.72	159,780,661	31/12/2024	0.05 EGP	28/12/20

#	Stock Name	CR	Close Price	% Chg.	Max Price	Min Price	Max in 52Wks	Min in 52Wks	EGP Value Traded	% of Total	Volume Traded (Shares)	# of Trades	No. Listed Shares	Market Capital in EGP	Paid Capital in EGP	Trailing P/E	Sector P/E	DY%	EGP Net Profit	Net Profit Date	Last Coupon	Pay Date
132	El Wadi For International and Investement Development	EGP	1.620	10.20	1.7	1.39	1.7	0.79	89,033,067	0.1%	58,167,561	2,967	182,000,000	294,840,000	182,000,000		16.81		-13,906,073	31/12/2024	0.44 EGP	02/06/20
133	Misr Beni Suef Cement	EGP	252.030	-11.06	281.9	251.16	302	66.66	84,309,202	0.1%	312,261	2,978	55,022,327	13,867,277,074	550,223,270	37.57	16.75	2.65	369,102,348	31/12/2023	6.00 EGP	20/07/20
134	Ismailia Development and Real Estate Co	EGP	32.320	-6.21	34.88	30.5	43.8	16.65	83,795,805	0.1%	2,538,808	4,885	36,838,250	1,190,612,240	147,353,000	906.15	12.91		1,313,930	31/12/2025		
135	Wadi Kom Ombo Land Reclamation	EGP	285.100	15.24	310	226	357.99	83.1	82,963,453	0.1%	293,571	4,115	5,600,000	1,596,560,000	28,000,000	37.03	24.30	5.29	43,114,007	30/06/2024	15.07 EGP	30/12/20
136	Alexandria Spinning & Weaving (SPINALEX)	EGP	14.710	6.13	14.8	12.81	15.38	8.66	82,446,596	0.1%	5,864,576	1,654	360,720,911	5,306,204,601	721,441,822		8.10		-13,611,758	30/06/2025	0.05 EGP	14/12/20
137	Engineering Industries (ICON)	EGP	31.170	-5.26	33.95	30.7	39.77	21	81,543,115	0.1%	2,519,987	2,765	145,500,000	4,535,235,000	582,000,000	4.28	24.30	3.94	1,059,539,297	31/12/2025	1.25 EGP	08/05/20
138	Giza General Contracting	EGP	0.551	9.33	0.575	0.455	0.674	0.406	78,346,073	0.1%	144,284,197	5,360	1,442,710,215	794,933,328	288,542,043	5.64	24.30		140,950,518	31/12/2025	0.60 EGP	12/02/20
139	Suez Canal Bank S.A.E	EGP	48.300	18.56	49.74	36.11	45.49	18.99	77,543,136	0.1%	1,788,400	4,347	650,000,000	31,395,000,000	6,500,000,000	4.89	4.27		6,421,407,000	31/12/2025	1.00 EGP	23/04/20
140	Contact Financial Holding	EGP	4.030	-5.62	4.18	3.71	6.2	3.71	77,169,496	0.1%	19,274,373	3,832	1,196,974,000	4,823,805,220	191,515,840	10.24	11.61		470,857,742	31/12/2025	0.25 EGP	13/04/20
141	AJWA for Food Industries company Egypt	EGP	112.650	-3.93	128.28	103	155.5	92.55	76,461,285	0.1%	669,284	3,700	20,095,300	2,263,735,545	200,953,000	208.10	17.17		10,877,969	31/12/2024	2.50 EGP	17/05/19
142	El Ahli Investment and Development	EGP	32.790	0.31	34.7	29.72	39.08	23.9	76,440,165	0.1%	2,352,860	3,364	18,000,000	590,220,000	180,000,000	18.18	11.61		32,468,709	31/12/2024	1.70 EGP	04/04/19
143	Copper For Commercial Investment & Real Estate Development	EGP	0.306	-3.16	0.321	0.283	1.2	0.283	76,102,893	0.1%	246,788,570	5,993	525,547,440	160,817,517	78,832,116	40.07	24.30		4,013,856	31/12/2024	2.90 EGP	14/07/20
144	South Cairo & Giza Mills & Bakeries	EGP	215.390	-0.43	245	180.03	343	66	75,852,276	0.1%	333,801	4,428	6,000,000	1,292,340,000	30,000,000	212.87	17.17		6,071,000	30/06/2025	2.30 EGP	04/12/20
145	Gharbia Islamic Housing Development	EGP	36.080	-1.15	39.3	31.3	57.13	23.1	72,604,136	0.1%	1,993,187	3,985	5,625,000	202,950,000	22,500,000	36.57	12.91		5,549,285	31/12/2025	0.20 EGP	13/06/20
146	CI Capital Holding For Financial Investments	EGP	10.420	2.06	11.21	9.5	11.97	5.43	70,243,258	0.1%	6,913,778	2,165	1,000,000,000	10,420,000,000	1,000,000,000	6.87	11.61		1,515,786,644	31/12/2025	0.70 EGP	29/05/20
147	Pioneers Properties For Urban Development - PRE Group	EGP	4.080	0.99	4.23	3.81	4.75	2.71	69,961,480	0.1%	17,124,105	2,378	1,047,150,160	4,272,372,653	4,712,175,720	3.37	12.91		1,265,926,150	31/12/2024		
148	Digitize for Investment And Technology	EGP	2.680	-15.46	3.29	2.61	8.97	2.4	68,859,687	0.1%	24,025,017	5,919	108,000,000	289,440,000	108,000,000	11.11	11.12		26,045,378	31/12/2024		
149	Alexandria Flour Mills	EGP	56.760	0.78	62.4	51.3	83.8	23.25	66,604,271	0.1%	1,142,345	5,131	32,891,778	1,866,937,319	164,458,890	34.47	17.17	1.32	54,165,000	30/06/2025	0.75 EGP	12/11/20
150	ODIN Investments	EGP	1.770	0.57	1.88	1.63	2.37	1.32	65,668,662	0.1%	37,159,831	3,053	600,000,000	1,062,000,000	150,000,000	9.15	11.61		116,085,888	30/06/2025	0.10 EGP	06/10/20
151	Naeem Holding	USD	0.105	-7.08	0.112	0.105	0.14	0.105	62,442,293	0.1%	11,315,040	636	350,414,638	2,008,202,287	13,388,015,247		11.61		-2,420,485,991	31/12/2025	0.07 USD	28/04/20
152	El Nasr Clothes & Textiles (Kabo)	EGP	5.850	0.00	6.2	5.01	7.3	4.11	61,017,776	0.1%	10,372,884	3,278	564,693,841	3,303,458,970	564,693,841	21.42	8.10		154,203,977	30/06/2025	2.00 EGP	29/05/20
153	Aspire Capital Holding For Financial Investments	EGP	0.280	-0.36	0.292	0.257	0.352	0.24	58,319,495	0.0%	208,093,590	3,557	2,000,000,000	560,000,000	400,000,000	8.25	11.61		67,881,004	31/12/2024	0.05 EGP	11/05/20
154	Ismailia National Food Industries	EGP	85.380	-2.36	93.62	82.03	139.99	61	57,092,466	0.0%	647,906	2,821	20,366,500	1,738,891,770	101,832,500	24.23	17.17		71,762,139	31/12/2025	0.25 EGP	30/04/20
155	North Cairo Mills	EGP	96.480	-6.95	107.99	90	158.95	37.55	55,308,024	0.0%	541,534	4,283	10,700,000	1,032,336,000	107,000,000	16.08	17.17	3.11	64,184,844	30/06/2025	3.00 EGP	06/11/20
156	Lotus For Agricultural Investments And Development	EGP	0.523	-1.13	0.552	0.481	0.749	0.413	54,525,352	0.0%	102,839,871	3,386	1,050,000,000	549,150,000	105,000,000	19.11	17.17		28,732,096	31/12/2024		
157	Tanmiya for Real Estate Investment	EGP	4.240	-5.15	4.64	4.1	5.56	2.6	52,710,317	0.0%	12,150,258	3,611	145,500,000	616,920,000	145,500,000	16.52	12.91		37,332,561	31/12/2025		
158	The United Bank	EGP	13.470	-1.75	14.49	12.52	19.08	12.4	52,454,571	0.0%	3,832,888	3,709	1,100,000,000	14,817,000,000	5,500,000,000	6.09	4.27		2,431,285,000	31/12/2025	0.75 EGP	18/06/20

#	Stock Name	CR	Close Price	% Chg.	Max Price	Min Price	Max in 52Wks	Min in 52Wks	EGP Value Traded	% of Total	Volume Traded (Shares)	# of Trades	No. Listed Shares	Market Capital in EGP	Paid Capital in EGP	Trailing P/E	Sector P/E	DY%	EGP Net Profit	Net Profit Date	Last Coupon	Pay Date
159	Alexandria New Medical Center	EGP	44.870	-6.35	51	40.11	62.78	15.65	51,473,230	0.0%	1,111,954	4,113	124,581,600	5,589,976,392	124,581,600	101.56	16.42		55,042,560	31/12/2025	0.80 EGP	15/06/20
160	Golden Textiles & Clothes Wool	EGP	42.300	7.47	43.9	36.63	55.48	24	50,727,592	0.0%	1,211,684	2,494	14,283,363	604,186,255	142,833,630	5.45	8.10		110,891,091	31/12/2025	0.50 EGP	15/08/20
161	Speed Medical	EGP	0.330	-3.51	0.348	0.3	0.419	0.3	50,423,857	0.0%	151,345,048	4,217	1,663,716,715	549,026,516	332,743,343		16.42		-79,999,474	31/12/2024		
162	El Ezz Porcelain (Gemma)	EGP	25.010	-4.14	27.24	23.51	37	21.67	50,052,856	0.0%	1,933,778	2,720	53,342,513	1,334,096,250	266,712,565	17.84	16.75		74,762,106	31/12/2024	0.90 EGP	20/04/20
163	Arab Pharmaceuticals	EGP	147.710	-4.53	160	140	249.98	98.15	48,576,779	0.0%	324,030	2,975	12,000,000	1,772,520,000	120,000,000	7.78	16.42	5.64	227,858,000	30/06/2025	8.33 EGP	30/10/20
164	The Arab Dairy Products Co. Arab Dairy - Panda	EGP	3.420	-5.00	3.68	3.21	4.35	2.53	47,060,650	0.0%	13,305,295	3,261	500,000,000	1,710,000,000	500,000,000	17.61	17.17		97,085,359	31/12/2024	0.50 EGP	29/04/20
165	Misr Hotels	EGP	25.100	6.85	26.66	22.1	35.85	22.06	46,904,749	0.0%	1,857,506	2,429	396,000,000	9,939,600,000	396,000,000	7.15	16.81	5.98	1,389,393,161	30/06/2025	1.50 EGP	01/10/20
166	Taaleem Management Services	EGP	14.380	-6.87	15.75	13.61	18.7	9.2	46,784,632	0.0%	3,129,137	1,866	734,037,191	10,555,454,807	734,037,191	18.21	27.36		579,636,114	31/08/2025		
167	Samad Misr -EGYFERT	EGP	173.050	-0.67	203	163	259.99	92.01	45,344,350	0.0%	248,965	2,827	9,600,000	1,661,280,000	48,000,000	26.26	14.42		63,258,371	31/12/2025	6.31 EGP	06/10/20
168	Egyptian Arabian(Themar)Comp. For Securities&Bonds Brok. EAC	EGP	3.200	8.84	3.21	2.65	4.79	2.65	44,584,730	0.0%	14,756,628	3,036	100,000,000	320,000,000	80,000,000	13.06	11.61	1.60	24,507,617	31/12/2025	0.05 EGP	13/05/20
169	Osool ESB Securities Brokerage	EGP	1.570	-7.65	1.8	1.5	2.29	0.8	40,413,602	0.0%	24,817,855	2,619	522,663,550	820,581,774	52,266,355	48.92	11.61		16,774,936	31/12/2025	0.38 EGP	24/11/20
170	Minapharm Pharmaceuticals	EGP	460.010	2.13	489.99	395	489.99	161.78	38,812,698	0.0%	84,097	1,590	11,780,940	5,419,350,209	117,809,400	33.64	16.42	0.57	161,109,433	31/12/2024	2.50 EGP	17/08/20
171	Naeem Real Estate Holding Group	EGP	7.720	-7.66	8.6	7.6	9.69	6.2	35,932,638	0.0%	4,449,992	1,228	127,745,048	986,191,771	638,725,240	7.71	12.91		127,871,659	31/12/2025		
172	National Housing for Professional Syndicates	EGP	62.870	6.54	69	55	107.9	44	35,813,522	0.0%	562,667	2,291	16,000,000	1,005,920,000	160,000,000	17.11	12.91		58,808,023	31/12/2025	7.50 EGP	29/12/20
173	Arab Cotton Ginning	EGP	7.590	-3.56	8.1	7.18	10.38	7.18	35,520,433	0.0%	4,578,741	2,621	264,815,881	2,009,952,537	1,191,671,465	3.92	8.10		512,852,930	30/06/2025	0.25 EGP	24/01/20
174	Remco for Touristic Villages Construction	EGP	3.600	5.88	3.75	3.23	4.64	2.79	35,198,578	0.0%	10,033,548	2,156	246,797,813	888,472,127	2,467,978,130	0.32	16.81		2,810,705,840	31/12/2024	1.25 EGP	07/08/20
175	Cairo Educational Services	EGP	52.500	-9.28	59.89	51.5	85.66	27.1	32,562,842	0.0%	595,179	2,619	12,000,000	630,000,000	48,000,000	43.99	27.36	2.67	14,320,483	31/08/2025	1.40 EGP	21/01/20
176	National Printing	EGP	20.170	1.56	21.79	18	25.75	18	32,523,825	0.0%	1,586,476	2,213	215,338,669	4,343,380,954	215,338,669		23.01					
177	Sues Canal Company For Technology Settling	EGP	303.590	11.55	305	230.1	362	85.07	31,841,726	0.0%	116,023	2,247	90,900,000	27,596,331,000	909,000,000	15.29	27.36	0.33	1,804,409,000	31/08/2025	1.01 EGP	31/12/20
178	International Co For Investment & Development	EGP	3.770	0.27	3.9	3.45	4.99	2.77	30,544,214	0.0%	8,244,122	1,557	100,000,000	377,000,000	100,000,000	35.87	12.91		10,508,790	31/12/2024	0.70 EGP	25/05/20
179	El Ahram Co. For Printing And Packing	EGP	12.670	16.13	14.24	10.02	14.24	7.41	30,204,291	0.0%	2,405,050	1,933	8,320,000	105,414,400	41,600,000		23.01		-21,229,729	31/12/2024	0.25 EGP	11/08/20
180	El Kahera El Watania Investment	EGP	54.630	-7.28	61	52	109	22.52	29,622,654	0.0%	522,384	2,243	10,500,000	573,615,000	105,000,000	13.54	11.61		42,361,498	31/12/2025	0.50 EGP	26/04/20
181	Rakta Paper Manufacturing	EGP	23.100	10.00	26.26	19.2	29.85	19.2	28,688,916	0.0%	1,347,864	1,372	30,000,000	693,000,000	150,000,000		23.01		-51,764,576	30/06/2023	0.25 EGP	31/12/20
182	A Capital Holding	EGP	7.410	-5.36	8.39	6.33	10	2.51	25,768,281	0.0%	3,327,640	3,690	731,259,771	5,418,634,903	219,377,931	7.55	12.91		717,939,801	31/12/2025		
183	Alexandria Pharmaceuticals	EGP	793.020	1.78	850	752.17	1,000.96	398.01	23,393,386	0.0%	29,317	1,388	5,000,000	3,965,100,000	50,000,000	10.14	16.42	7.94	391,169,830	30/06/2025	62.95 EGP	06/11/20
184	Arabian Food Industries DOMTY	EGP	23.270	-6.85	24.69	22.05	27.58	18.05	22,513,249	0.0%	945,974	1,877	282,608,695	6,576,304,333	56,521,739	13.12	17.17	3.65	501,179,661	31/12/2024	0.85 EGP	26/05/20
185	Rubex International for Plastic and Acrylic Manufacturing	EGP	8.760	-3.52	9.25	8.11	12.7	8.07	20,072,770	0.0%	2,246,745	2,005	61,519,946	538,914,727	153,799,865	28.78	16.75		18,723,584	31/12/2024	0.20 EGP	31/05/20

#	Stock Name	CR	Close Price	% Chg.	Max Price	Min Price	Max in 52Wks	Min in 52Wks	EGP Value Traded	% of Total	Volume Traded (Shares)	# of Trades	No. Listed Shares	Market Capital in EGP	Paid Capital in EGP	Trailing P/E	Sector P/E	DY%	EGP Net Profit	Net Profit Date	Last Coupon	Pay Date
186	Glaxo Smith Kline	EGP	58.640	-3.92	63.1	55.1	81.5	32.66	18,594,413	0.0%	308,400	2,631	83,514,200	4,897,272,688	835,142,000	22.97	16.42	1.71	213,235,741	31/12/2025	1.00 EGP	14/01/20
187	Cairo Pharmaceuticals	EGP	250.130	-1.08	257	235	315	124	17,147,349	0.0%	68,358	1,888	14,934,375	3,735,535,219	149,343,750	8.42	16.42	6.69	443,721,265	30/06/2025	16.74 EGP	16/11/20
188	Pyramisa Hotels	EGP	180.160	0.26	189	175	213	100.01	16,797,779	0.0%	92,068	595	25,350,000	4,567,056,000	507,000,000	5.32	16.81		858,086,616	31/12/2025	1.00 EGP	10/05/20
189	Certificates of Odin Egyptian Equity Investment Fund-KASAB	EGP	3.540	-0.56	3.88	3.25	8.07	1.2	16,517,277	0.0%	4,603,840	1,598	20,184,548	71,453,300	20,184,548	6.83	11.61		10,458,183	31/12/2025		
190	United Housing & Development	EGP	9.350	-1.99	10.7	8.63	12	6.85	14,543,700	0.0%	1,479,552	1,524	235,423,613	2,201,210,782	294,279,516	9.99	12.91		220,291,703	31/12/2025	0.06 EGP	28/06/20
191	Misr Oils & Soap	EGP	146.650	-6.81	166	127.11	260.4	56	14,418,094	0.0%	94,268	1,641	6,000,000	879,900,000	60,000,000	17.54	17.17	0.34	50,152,501	30/06/2025	0.50 EGP	29/01/20
192	Middle Egypt Flour Mills	EGP	84.340	-0.82	93	69.16	138	48	14,278,530	0.0%	167,077	1,955	14,722,935	1,241,732,338	147,229,350	8.86	17.17	5.93	140,112,324	30/06/2025	5.00 EGP	06/11/20
193	ARAB POLVARA SPINNING & WEAVING CO.	EGP	7.830	-1.01	8.41	7.52	11.65	7.52	13,689,561	0.0%	1,707,481	1,599	93,686,560	733,565,765	468,432,800		8.10		-14,914,345	31/12/2023	0.23 EGP	10/05/20
194	Cairo For Investment And Real Estate Developments-CIRA Edu	EGP	17.080	0.35	17.74	16	20.68	12	13,306,260	0.0%	778,575	1,053	582,790,325	9,954,058,751	233,116,130	31.96	27.36	2.01	311,452,995	31/08/2025	0.34 EGP	30/12/20
195	Egyptian Satellites (NileSat)	USD	7.810	11.57	7.93	6.89	7.55	6.39	12,160,397	0.0%	33,068	203	37,324,984	15,910,600,917	10,186,044,121	4.44	11.12		3,580,599,109	31/12/2025	0.55 USD	08/05/20
196	Upper Egypt Flour Mills	EGP	445.990	-7.39	480	435	748.99	210	10,776,997	0.0%	23,524	832	7,000,000	3,121,930,000	70,000,000	11.21	17.17	4.48	278,495,356	30/06/2025	20.00 EGP	11/12/20
197	Northern Upper Egypt Development & Agricultural Production	EGP	2.260	0.00	2.45	2.11	4.08	2.11	10,556,935	0.0%	4,679,871	1,328	63,496,550	143,502,203	63,496,550		17.17		-12,160,526	31/12/2025		
198	East Delta Flour Mills	EGP	296.410	-3.23	310.49	293.09	470	200.22	9,864,340	0.0%	32,974	938	6,000,000	1,778,460,000	60,000,000	7.52	17.17	7.76	236,371,000	30/06/2025	23.00 EGP	09/11/20
199	October Pharma	EGP	188.390	6.44	196	165	249.88	90.02	9,083,923	0.0%	48,905	816	12,000,000	2,260,680,000	120,000,000	10.99	16.42		205,723,937	31/12/2025	2.50 EGP	30/05/20
200	General Silos & Storage	EGP	218.300	-5.21	229.28	205.05	347.99	143.5	8,276,749	0.0%	37,317	767	17,500,000	3,820,250,000	175,000,000	18.54	17.17	1.95	206,020,691	30/06/2024	4.25 EGP	21/12/20
201	GMC GROUP FOR INDUSTRIAL COMMERCIAL & FINANCIAL INVESTMENTS	EGP	1.940	12.79	1.99	1.56	2.26	0.97	7,621,055	0.0%	4,324,819	1,247	41,616,333	80,735,686	83,232,666		14.42		-47,507,258	31/12/2024		
202	Egyptians Real Estate Fund Certificates	EGP	12.200	-4.31	14.45	10.5	16.38	8.06	7,607,632	0.0%	590,113	1,213	18,003,720	219,645,384	180,037,200	4.88	11.61		45,011,340	31/12/2025		
203	El Nasr For Manufacturing Agricultural Crops	EGP	36.980	4.35	41.6	34	51.7	25.1	6,636,195	0.0%	173,773	610	7,865,428	290,863,527	78,654,280		17.17		-2,337,318	31/03/2025		
204	Concrete Fashion Group For Commercial& Industrial Investment	USD	0.110	4.76	0.12	0.101	0.147	0.088	5,457,397	0.0%	954,070	233	470,250,000	2,823,302,468	1,796,647,025	6.10	8.10		462,681,952	31/01/2024	0.01 USD	04/02/20
205	Middle & West Delta Flour Mills	EGP	511.250	0.62	520	480	580	295.01	4,441,009	0.0%	8,815	622	7,500,000	3,834,375,000	75,000,000	9.03	17.17	7.04	424,847,000	30/06/2025	36.00 EGP	29/10/20
206	Misr Duty Free Shops	EGP	31.000	-5.89	32	30.28	37.5	25	3,550,629	0.0%	114,580	480	93,750,000	2,906,250,000	93,750,000	7.24	14.42	10.76	401,297,728	30/06/2025	3.34 EGP	30/09/20
207	Mohandes Insurance	EGP	23.040	1.05	23.39	20.1	33.77	17	3,502,660	0.0%	155,664	380	260,000,000	5,990,400,000	650,000,000	30.66	11.61		195,399,220	30/06/2025	0.39 EGP	20/01/20
208	Catalyst Partners Middle East ?CPME	EGP	16.880	-0.71	16.98	14.5	20	10	2,573,456	0.0%	154,200	42	301,901,933	5,096,104,629	3,019,019,330		11.61					
209	GTEX For Commercial And Industrial	USD	0.033	-8.33	0.035	0.032	0.039	0.033	2,274,232	0.0%	1,322,300	119	470,250,000	846,990,740	923,989,899		8.10					
210	El Orouba Securities Brokerage	EGP	1.170	0.00	1.22	1.12	1.22	0.98	1,204,480	0.0%	1,025,584	276	29,500,000	34,515,000	29,500,000		11.61		-2,917,569	31/12/2024	0.09 EGP	22/02/20
211	TransOceans Tours	USD	0.031	0.00	0.033	0.03	0.039	0.03	623,747	0.0%	394,145	60	100,000,000	169,198,930	545,803,000	11.60	16.81		14,584,273	31/12/2025	0.00 USD	14/10/20

#	Stock Name	CR	Close Price	% Chg.	Max Price	Min Price	Max in 52Wks	Min in 52Wks	EGP Value Traded	% of Total	Volume Traded (Shares)	# of Trades	No. Listed Shares	Market Capital in EGP	Paid Capital in EGP	Trailing P/E	Sector P/E	DY%	EGP Net Profit	Net Profit Date	Last Coupon	Pay Date
212	Marsa Marsa Alam For Tourism Development	EGP	3.370	0.00	3.53	3.53	3.53	2.1	303,644	0.0%	86,018	10	50,000,000	168,500,000	50,000,000		16.81		-3,347,095	31/12/2024		
213	International Company For Leasing (IncoLEASE)	EGP	15.760	0.00	18.91	15.76	49.2	15.76	17,418	0.0%	950	28	50,777,999	800,261,264	507,779,990	3.13	11.61		255,808,657	31/12/2025	2.50 EGP	29/09/2025
214	Delta Insurance	EGP	11.380	0.00	13.65	13.65	17.07	13.65	68	0.0%	5	1	125,000,000	1,422,500,000	500,000,000	1.60	11.61		888,091,436	31/12/2025	2.00 EGP	22/06/2025

### - Main Market Companies with more than one ISIN

Stock Name	CR	No. Listed Shares	Paid Capital in EGP	Market Capital in EGP	EGP Net Profit	Net Profit Date	Last Coupon	Pay Date	Trailing P/E	Sector P/E	DY %
Faisal Islamic Bank of Egypt - In EGP	EGP	637,845,023	26,033,428,994	29,976,952,395	4,679,155,000	31/12/2025	3.05 EGP	18/03/2025	4.52	4.27	8.50
Faisal Islamic Bank of Egypt - In US Dollars	USD	637,845,023	26,033,428,994	29,976,952,395	4,679,155,000	31/12/2025	0.06 USD	18/03/2025	7.44	4.27	5.60
Saudi Egyptian Investment & Finance	EGP	5,000,000	552,503,000	483,703,213	45,250,788	31/12/2025	2.00 EGP	23/03/2025	15.65	11.61	
Saudi Egyptian Investment & Finance \$	USD	5,000,000	552,503,000	483,703,213	45,250,788	31/12/2025	0.04 USD	23/03/2025	5.73	11.61	
Valmore Holding-EGP	EGP	1,183,229,551	12,721,591,875	43,115,323,261	10,152,797,787	31/12/2025	1.78 EGP	29/04/2025	3.78	11.61	
Valmore Holding	USD	1,183,229,551	12,721,591,875	43,115,323,261	10,152,797,787	31/12/2025	0.04 USD	29/04/2025	4.45	11.61	
QALA For Financial Investments	EGP	4,226,464,000	21,132,320,000	17,690,694,124	8,188,398,000	31/12/2024			1.54	11.61	
QALA For Financial Investments - Preferred Shares	EGP	4,226,464,000	21,132,320,000	17,690,694,124	8,188,398,000	31/12/2024			0.62	11.61	

### - Main Market Traded Companies that have more than one ISIN

Stock Name	CR	Open Price	Max Price	Min Price	Max in 52Wks	Min in 52Wks	Close Price	% Chg.	EGP Value Traded	% of Total	Volume Traded (Shares)	# of Trades
Faisal Islamic Bank of Egypt - In EGP	EGP	34.000	35	32.25	39.3	26.01	33.170	-2.44	64,719,432	0.6%	1,923,279	3,172
Faisal Islamic Bank of Egypt - In US Dollars	USD	1.030	1.04	1	1.13	0.96	1.000	-2.91	28,180,834	0.3%	532,877	333
Saudi Egyptian Investment & Finance	EGP	145.080	151	126	214	60	141.630	-2.38	7,660,872	0.1%	53,834	782
Valmore Holding-EGP	EGP	27.230	34.4	25.51	34.4	22.7	32.400	18.99	2,580,191,603	24.2%	83,711,107	46,476
Valmore Holding	USD	0.701	0.711	0.671	0.794	0.63	0.699	-0.29	167,130,603	1.6%	4,665,264	1,638
QALA For Financial Investments	EGP	3.190	4.01	2.97	4.27	2.2	3.930	23.20	7,795,180,124	73.2%	2,119,123,664	46,160



## Annex (6)

### - Treasury Bonds

#	ISIN	Bond Name	CR	Issue Date	Maturity Date	Coupons	CP Rate %	EGP Issue Size	Weighted Average Current Yield %	Weighted Average YTM %	Average Clean Price %	Last Clean Price %	Last Gross Price	No. of Trades	Value Traded	Last Trade Date
1	EGBGR04611F2	Treasury Bonds 07 March 2026	EGP	07/03/2023	07/03/2026	1	21.672	438,150,000					1,000.00			
2	EGBGR04571V5	Treasury Bonds 14 March 2026 Variable Return	EGP	14/03/2023	14/03/2026	4	26.75	1,250,000,000					1,000.00			
3	EGBGR04621F1	Treasury Bonds 22 March 2026	EGP	22/03/2023	22/03/2026	1	21.7	434,790,000					1,000.00			
4	EGBGR04661F7	Treasury Bonds 30 March 2026	EGP	30/03/2023	30/03/2026	2	21.7	15,884,797,000					1,000.00			
5	EGBGR02261F8	Treasury Bonds 02 April 2026	EGP	02/04/2019	02/04/2026	2	16.5	18,157,065,000				105.64	1,135.73			26/03/2025
6	EGBGR04671F6	Treasury Bonds 05 April 2026	EGP	05/04/2023	05/04/2026	1	21.7	288,480,000					1,000.00			
7	EGBGR03171F8	Treasury Bonds 06 April 2026	EGP	06/04/2021	06/04/2026	2	14.483	56,760,006,000	14.616	25.000	99.09	99.09	1,052.18	1	23,680,379.53	09/03/2026
8	EGBGR04681F5	Treasury Bonds 06 April 2026	EGP	06/04/2023	06/04/2026	1	21.7	686,280,000					1,000.00			
9	EGBGR04701F1	Treasury Bonds 12 April 2026	EGP	12/04/2023	12/04/2026	1	21.7	1,028,090,000					1,000.00			
10	EGBGR04711F0	Treasury Bonds 13 April 2026	EGP	13/04/2023	13/04/2026	1	21.7	218,265,000					1,000.00			
11	EGBGR04721F9	Treasury Bonds 19 April 2026	EGP	19/04/2023	19/04/2026	1	21.7	323,302,000					1,000.00			
12	EGBGR04691V1	Treasury Bonds 25 April 2026 Variable Return	EGP	25/04/2023	25/04/2026	4	25.843	1,188,000,000				99.46	998.52			30/04/2023
13	EGBGR04731F8	Treasury Bonds 16 May 2026	EGP	16/05/2023	16/05/2026	1	23	7,500,000,000					1,000.00			
14	EGBGR04741V4	Treasury Bonds 23 May 2026 Variable Return	EGP	23/05/2023	23/05/2026	4	24.9	50,000,000					1,000.00			
15	EGBGR04651V5	Treasury Bonds 06 June 2026 Variable Return	EGP	06/06/2023	06/06/2026	4	24.9	50,000,000					1,000.00			
16	EGBGR04751F6	Treasury Bonds 27 June 2026	EGP	27/06/2023	27/06/2026	1	21.7	10,884,797,000					1,000.00			
17	EGBGR03241F9	Treasury Bonds 29 June 2026	EGP	29/06/2021	29/06/2026	2	14.562	4,950,000,000					1,000.00			
18	EGBGR05751F5	Treasury Bonds 02 July 2026	EGP	02/07/2024	02/07/2026	1	24.7	700,000,000					1,000.00			
19	EGBGR01841F8	Treasury Bonds 05 July 2026	EGP	05/07/2016	05/07/2026	2	17.15	10,247,049,000				99.77	1,035.60			26/03/2025
20	EGBGR03361F5	Treasury Bonds 06 July 2026	EGP	06/07/2021	06/07/2026	2	14.563	16,817,320,000				97.04	990.96			26/02/2026
21	EGBGR04771F4	Treasury Bonds 11 July 2026	EGP	11/07/2023	11/07/2026	1	23	7,335,747,000				99.28	1,030.63			08/09/2025

#	ISIN	Bond Name	CR	Issue Date	Maturity Date	Coupons	CP Rate %	EGP Issue Size	Weighted Average Current Yield %	Weighted Average YTM %	Average Clean Price %	Last Clean Price %	Last Gross Price	No. of Trades	Value Traded	Last Trade Date
22	EGBGR04781V0	Treasury Bonds 11 July 2026 Variable Return	EGP	11/07/2023	11/07/2026	4	26	5,325,000,000					1,000.00			
23	EGBGR02301F2	Treasury Bonds 06 AUG 2026	EGP	06/08/2019	06/08/2026	2	15.6	15,414,427,000				103.94	1,060.08			26/03/2025
24	EGBGR04791F2	Treasury Bonds 28 August 2026	EGP	28/08/2023	28/08/2026	1	23.99	5,000,000,000					1,000.00			
25	EGBGR04811F8	Treasury Bonds 05 September 2026	EGP	05/09/2023	05/09/2026	1	25	262,272,000,000	24.752	20.000	101.00	101.00	1,142.91	7	185,710,130,965.53	18/03/2026
26	EGBGR04821F7	Treasury Bonds 10 September 2026	EGP	10/09/2023	10/09/2026	1	24.04	438,150,000					1,000.00			
27	EGBGR05911F5	Treasury Bonds 17 September 2026	EGP	17/09/2024	17/09/2026	1	25.744	550,000,000				100.43	1,007.84			22/09/2024
28	EGBGR04841F5	Treasury Bonds 24 September 2026	EGP	24/09/2023	24/09/2026	1	24.087	511,204,000					1,000.00			
29	EGBGR04871F2	Treasury Bonds 01 October 2026	EGP	01/10/2023	01/10/2026	1	24.09	9,132,319,000					1,000.00			
30	EGBGR05921F4	Treasury Bonds 01 October 2026	EGP	01/10/2024	01/10/2026	2	25.072	25,527,475,000				99.41	1,118.75			30/09/2025
31	EGBGR04861V0	Treasury Bonds 03 October 2026 Variable Return	EGP	03/10/2023	03/10/2026	4	26	255,000,000					1,000.00			
32	EGBGR04891F0	Treasury Bonds 04 October 2026	EGP	04/10/2023	04/10/2026	1	24.09	172,064,000					1,000.00			
33	EGBGR03501F6	Treasury Bonds 05 October, 2026	EGP	05/10/2021	05/10/2026	2	14.424	9,009,168,000				82.17	864.89			22/01/2025
34	EGBGR04911F6	Treasury Bonds 08 October 2026	EGP	08/10/2023	08/10/2026	1	24.09	974,760,000					1,000.00			
35	EGBGR04931F4	Treasury Bonds 12 October 2026	EGP	12/10/2023	12/10/2026	1	24.09	553,555,000					1,000.00			
36	EGBGR02371F5	Treasury Bonds 15 October 2026	EGP	15/10/2019	15/10/2026	2	14.217	17,394,832,000				95.69	1,006.09			18/02/2026
37	EGBGR04941F3	Treasury Bonds 15 October 2026	EGP	15/10/2023	15/10/2026	1	24.09	218,265,000					1,000.00			
38	EGBGR04981F9	Treasury Bonds 22 October 2026	EGP	22/10/2023	22/10/2026	1	24.09	380,662,000					1,000.00			
39	EGBGR04991F8	Treasury Bonds 31 October 2026	EGP	31/10/2023	31/10/2026	1	24.09	10,000,000,000					1,000.00			
40	EGBGR06001F4	Treasury Bonds 31 October 2026	EGP	31/10/2024	31/10/2026	2	24.791	8,852,371,000					1,000.00			
41	EGBGR04961F1	Treasury Bonds 07 November 2026	EGP	07/11/2023	07/11/2026	1	23.54	56,861,000					1,000.00			
42	EGBGR05011F4	Treasury Bonds 30 November 2026	EGP	30/11/2023	30/11/2026	1	23.987	16,841,860,000					1,000.00			
43	EGBGR05041F1	Treasury Bonds 14 December 2026	EGP	14/12/2023	14/12/2026	2	23.987	2,638,470,000					1,000.00			
44	EGBGR05051F0	Treasury Bonds 20 December 2026	EGP	20/12/2023	20/12/2026	2	23.987	24,924,000					1,000.00			
45	EGBGR06041F0	Treasury Bonds 31 December 2026	EGP	31/12/2024	31/12/2026	1	24.903	12,000,000,000					1,000.00			
46	EGBGR05131F0	Treasury Bonds 04 January 2027	EGP	04/01/2024	04/01/2027	2	23.987	601,103,000					1,000.00			
47	EGBGR02481F2	Treasury Bonds 07 JAN 2027	EGP	07/01/2020	07/01/2027	2	13.771	14,603,846,000				94.08	956.44			17/02/2026
48	EGBGR03601F4	Treasury Bonds 11 January 2027	EGP	11/01/2022	11/01/2027	2	14.285	5,360,298,000				75.52	809.78			28/05/2024
49	EGBGR06061F8	Treasury Bonds 14 January 2027	EGP	14/01/2025	14/01/2027	2	23.463	8,360,611,000				100.20	1,011.69			29/01/2025

#	ISIN	Bond Name	CR	Issue Date	Maturity Date	Coupons	CP Rate %	EGP Issue Size	Weighted Average Current Yield %	Weighted Average YTM %	Average Clean Price %	Last Clean Price %	Last Gross Price	No. of Trades	Value Traded	Last Trade Date
50	EGBGR06071F7	Treasury Bonds 04 February 2027	EGP	04/02/2025	04/02/2027	2	22.957	4,991,450,000				99.11	1,012.62			10/03/2025
51	EGBGR06201F0	Treasury Bonds 27 February 2027	EGP	27/02/2025	27/02/2027	2	23.445	7,852,371,000					1,000.00			
52	EGBGR05261V2	Treasury Bonds 28 February 2027 Variable Return	EGP	28/02/2024	28/02/2027	4	25	2,500,000,000					1,000.00			
53	EGBGR05271V1	Treasury Bonds 01 March 2027 Variable Return	EGP	29/02/2024	01/03/2027	4	25	8,421,188,000					1,000.00			
54	EGBGR05281F3	Treasury Bonds 01 March 2027	EGP	29/02/2024	01/03/2027	1	25.75	8,420,930,000					1,000.00			
55	EGBGR06081F6	Treasury Bonds 04 March 2027	EGP	04/03/2025	04/03/2027	2	23.531	14,060,600,000	23.764	24.685	99.02	99.02	994.69	3	2,984,061,516.20	11/03/2026
56	EGBGR05311F8	Treasury Bonds 07 March 2027	EGP	07/03/2024	07/03/2027	2	23.987	94,955,000					1,000.00			
57	EGBGR05321F7	Treasury Bonds 10 March 2027	EGP	10/03/2024	10/03/2027	2	23.987	438,150,000					1,000.00			
58	EGBGR05331F6	Treasury Bonds 19 March 2027	EGP	19/03/2024	19/03/2027	2	26.233	4,597,350,000	25.934	24.850	101.15	101.15	1,136.89	1	170,532,982.79	11/03/2026
59	EGBGR05371F2	Treasury Bonds 24 March 2027	EGP	24/03/2024	24/03/2027	2	26.233	529,139,000					1,000.00			
60	EGBGR02561F1	Treasury Bonds 31 March 2027	EGP	31/03/2020	31/03/2027	2	14	1,000,000,000				99.97	1,031.87			22/06/2020
61	EGBGR06221F8	Treasury Bonds 01 April 2027	EGP	01/04/2025	01/04/2027	2	22.143	2,487,200,000				98.78	1,030.94			11/12/2025
62	EGBGR03721F0	Treasury Bonds 05 April 2027	EGP	05/04/2022	05/04/2027	2	14.222	1,035,245,000				100.15	1,007.75			20/04/2022
63	EGBGR05471F0	Treasury Bonds 07 April 2027	EGP	07/04/2024	07/04/2027	2	25.46	1,186,282,000					1,000.00			
64	EGBGR02591F8	Treasury Bonds 14 APR 2027	EGP	14/04/2020	14/04/2027	2	13.204	3,725,800,000				74.88	804.32			15/03/2023
65	EGBGR05491F8	Treasury Bonds 15 April 2027	EGP	15/04/2024	15/04/2027	2	25.151	2,615,510,000					1,000.00			
66	EGBGR05501V1	Treasury Bonds 15 April 2027 Variable Return	EGP	15/04/2024	15/04/2027	4	26.1875	1,098,695,000					1,000.00			
67	EGBGR05481F9	Treasury Bonds 16 April 2027	EGP	16/04/2024	16/04/2027	2	25.151	9,662,600,000				101.92	1,057.90			11/12/2025
68	EGBGR05521F2	Treasury Bonds 21 April 2027	EGP	21/04/2024	21/04/2027	2	25.151	393,459,000					1,000.00			
69	EGBGR02631F2	Treasury Bonds 28 APR 2027	EGP	28/04/2020	28/04/2027	2	13.391	3,375,000,000					1,000.00			
70	EGBGR06281F2	Treasury Bonds 06 May 2027	EGP	06/05/2025	06/05/2027	2	22.262	5,880,100,000				99.79	1,026.19			22/12/2025
71	EGBGR05441F3	Treasury Bonds 07 May 2027	EGP	07/05/2024	07/05/2027	2	25.021	20,049,988,000	24.933	24.500	100.35	100.35	1,099.61	1	7,697,260.97	26/03/2026
72	EGBGR01981F2	Treasury Bonds 09 MAY 2027	EGP	09/05/2017	09/05/2027	2	17.18	14,912,480,000				108.55	1,150.52			26/03/2025
73	EGBGR05591F5	Treasury Bonds 12 May 2027	EGP	12/05/2024	12/05/2027	2	25.021	265,086,000					1,000.00			
74	EGBGR02681F7	Treasury Bonds 19 May 2027	EGP	19/05/2020	19/05/2027	2	13.548	5,000,000,000					1,000.00			
75	EGBGR05611F1	Treasury Bonds 19 May 2027	EGP	19/05/2024	19/05/2027	1	25.021	672,750,000					1,000.00			
76	EGBGR05621F0	Treasury Bonds 21 May 2027	EGP	21/05/2024	21/05/2027	2	24.832	1,508,802,000					1,000.00			
77	EGBGR05651F7	Treasury Bonds 26 May 2027	EGP	26/05/2024	26/05/2027	2	24.832	1,671,287,000					1,000.00			

#	ISIN	Bond Name	CR	Issue Date	Maturity Date	Coupons	CP Rate %	EGP Issue Size	Weighted Average Current Yield %	Weighted Average YTM %	Average Clean Price %	Last Clean Price %	Last Gross Price	No. of Trades	Value Traded	Last Trade Date
78	EGBGR05661F6	Treasury Bonds 28 May 2027	EGP	28/05/2024	28/05/2027	2	24.347	660,080,000					1,000.00			
79	EGBGR05681F4	Treasury Bonds 30 May 2027	EGP	30/05/2024	30/05/2027	2	24.347	1,343,400,000					1,000.00			
80	EGBGR05691F3	Treasury Bonds 03 June 2027	EGP	03/06/2024	03/06/2027	2	23.865	1,879,951,000					1,000.00			
81	EGBGR05451F2	Treasury Bonds 04 June 2027	EGP	04/06/2024	04/06/2027	2	23.865	52,517,173,000				101.65	1,129.33			24/11/2025
82	EGBGR02711F2	Treasury Bonds 09 June 2027	EGP	09/06/2020	09/06/2027	2	13.723	1,238,275,000				87.98	943.88			27/11/2025
83	EGBGR05711F9	Treasury Bonds 09 June 2027	EGP	09/06/2024	09/06/2027	1	23.865	184,439,000					1,000.00			
84	EGBGR02791F4	Treasury Bonds 23 June 2027	EGP	23/06/2020	23/06/2027	2	13.861	8,375,000,000					1,000.00			
85	EGBGR05741F6	Treasury Bonds 23 June 2027	EGP	23/06/2024	23/06/2027	1	23.837	5,716,678,000					1,000.00			
86	EGBGR05771F3	Treasury Bonds 27 June 2027	EGP	27/06/2024	27/06/2027	2	23.837	9,999,999,000					1,000.00			
87	EGBGR03861F4	Treasury Bonds 28 June 2027	EGP	28/06/2022	28/06/2027	2	14.233	3,000,000,000					1,000.00			
88	EGBGR06381F0	Treasury Bonds 29 June 2027	EGP	29/06/2025	29/06/2027	2	23.98	7,000,000,000					1,000.00			
89	EGBGR05781F2	Treasury Bonds 01 July 2027	EGP	01/07/2024	01/07/2027	1	23.851	3,946,017,000					1,000.00			
90	EGBGR05761F4	Treasury Bonds 02 July 2027	EGP	02/07/2024	02/07/2027	1	23.851	17,619,782,000	24.129	24.450	98.85	98.85	1,157.07	4	2,314,147,560.20	17/03/2026
91	EGBGR02831F8	Treasury Bonds 07 JUL 2027	EGP	07/07/2020	07/07/2027	2	14.406	16,598,775,000				90.02	947.21			04/11/2025
92	EGBGR06391F9	Treasury Bonds 08 July 2027	EGP	08/07/2025	08/07/2027	2	24.114	3,181,375,000				101.25	1,076.06			13/10/2025
93	EGBGR03911F7	Treasury Bonds 12 July 2027	EGP	12/07/2022	12/07/2027	2	15.5	259,627,000					1,000.00			
94	EGBGR06421F4	Treasury Bonds 05 August 2027	EGP	05/08/2025	05/08/2027	2	24.829	18,514,000,000	24.712	24.273	100.48	100.48	1,041.11	30	4,739,996,227.82	30/03/2026
95	EGBGR05841V1	Treasury Bonds 13 August 2027 Variable Return	EGP	13/08/2024	13/08/2027	4	25.9928	9,576,540,000				101.45	1,071.45			17/07/2025
96	EGBGR05851F3	Treasury Bonds 13 August 2027	EGP	13/08/2024	13/08/2027	1	25.318	195,886,359,000	25.262	24.501	100.23	99.56	1,155.10	128	23,278,096,528.86	31/03/2026
97	EGBGR06441F2	Treasury Bonds 02 September 2027	EGP	02/09/2025	02/09/2027	2	23.727	15,897,050,000	24.029	24.750	98.74	98.74	1,006.13	1	83,005,337.88	31/03/2026
98	EGBGR06491F7	Treasury Bonds 07 September 2027	EGP	07/09/2025	07/09/2027	2	23.523	2,000,000,000					1,000.00			
99	EGBGR05891F9	Treasury Bonds 09 September 2027	EGP	09/09/2024	09/09/2027	1	25.187	900,000,000					1,000.00			
100	EGBGR05901F6	Treasury Bonds 10 September 2027	EGP	10/09/2024	10/09/2027	1	25.187	2,250,000,000					1,000.00			
101	EGBGR04221V7	Treasury Bonds 29 September 2027 Variable Return	EGP	29/09/2022	29/09/2027	1	27.5	8,884,797,000					1,000.00			
102	EGBGR05931F3	Treasury Bonds 01 October 2027	EGP	01/10/2024	01/10/2027	1	24.458	192,103,955,000	24.684	24.673	99.09	98.70	1,107.61	27	6,594,289,076.40	30/03/2026
103	EGBGR06501F3	Treasury Bonds 07 October 2027 Fixed Return	EGP	07/10/2025	07/10/2027	2	22.845	31,861,155,000	23.309	24.375	98.01	98.01	1,077.37	4	430,949,353.20	11/03/2026
104	EGBGR05961V7	Treasury Bonds 08 October 2027 Variable Return	EGP	08/10/2024	08/10/2027	4	25.5996	29,325,500,000	25.400	24.950	100.79	100.79	1,050.52	1	18,909,403.20	09/03/2026
105	EGBGR02941F5	Treasury Bonds 13 October 2027	EGP	13/10/2020	13/10/2027	2	14.556	33,340,889,000				90.65	960.47			25/02/2026

#	ISIN	Bond Name	CR	Issue Date	Maturity Date	Coupons	CP Rate %	EGP Issue Size	Weighted Average Current Yield %	Weighted Average YTM %	Average Clean Price %	Last Clean Price %	Last Gross Price	No. of Trades	Value Traded	Last Trade Date
106	EGBGR06571F6	Treasury Bonds 30 October 2027	EGP	30/10/2025	30/10/2027	2	22.778	13,000,000,000					1,000.00			
107	EGBGR05991F7	Treasury Bonds 31 October 2027	EGP	31/10/2024	31/10/2027	1	24.047	9,000,000,000					1,000.00			
108	EGBGR06551F8	Treasury Bonds 04 November 2027	EGP	04/11/2025	04/11/2027	2	22.74	15,122,900,000				100.89	1,040.32			24/12/2025
109	EGBGR05971F9	Treasury Bonds 05 November 2027	EGP	05/11/2024	05/11/2027	1	24.072	64,606,810,000				101.68	1,132.17			29/04/2025
110	EGBGR02041F4	Treasury Bonds 07 November 2027	EGP	07/11/2017	07/11/2027	2	15.7	13,649,321,000				85.19	858.29			22/05/2025
111	EGBGR06591F4	Treasury Bonds 10 November 2027	EGP	10/11/2025	10/11/2027	2	22.706	1,934,962,000					1,000.00			
112	EGBGR02991F0	Treasury Bonds 25 NOV 2027	EGP	25/11/2020	25/11/2027	2	14.423	2,000,000,000					1,000.00			
113	EGBGR06011F3	Treasury Bonds 28 November 2027	EGP	28/11/2024	28/11/2027	1	24.084	167,973,000					1,000.00			
114	EGBGR06611F0	Treasury Bonds 02 December 2027	EGP	02/12/2025	02/12/2027	2	22.695	35,155,040,000	22.584	22.229	100.49	100.51	1,079.32	8	750,138,821.94	31/03/2026
115	EGBGR05981F8	Treasury Bonds 03 December 2027	EGP	03/12/2024	03/12/2027	1	24.144	322,966,884,000	24.460	24.726	98.71	98.23	1,059.65	5	41,955,792.13	30/03/2026
116	EGBGR06021F2	Treasury Bonds 09 December 2027	EGP	09/12/2024	09/12/2027	1	24.216	2,418,879,000					1,000.00			
117	EGBGR03031F4	Treasury Bonds 29 December 2027	EGP	29/12/2020	29/12/2027	2	14.18	4,000,000,000					1,000.00			
118	EGBGR06051F9	Treasury Bonds 31 December 2027	EGP	31/12/2024	31/12/2027	1	23.976	5,852,371,000					1,000.00			
119	EGBGR03081F9	Treasury Bonds 05 January 2028	EGP	05/01/2021	05/01/2028	2	14.292	29,722,459,000				88.79	943.43			25/11/2025
120	EGBGR06661F5	Treasury Bonds 06 January 2028	EGP	06/01/2026	06/01/2028	2	22.422	42,713,130,000	22.741	23.312	98.60	100.45	1,056.50	30	6,764,544,228.09	31/03/2026
121	EGBGR06091F5	Treasury Bonds 07 January 2028	EGP	07/01/2025	07/01/2028	2	22.576	48,626,639,000	22.898	23.470	98.59	98.99	1,041.63	24	6,782,098,297.71	31/03/2026
122	EGBGR06131V6	Treasury Bonds 14 January 2028 Variable Return	EGP	14/01/2025	14/01/2028	4	25.4436	41,005,665,000	25.452	25.447	99.97	99.97	1,053.40	2	2,085,732,231.06	31/03/2026
123	EGBGR06811F6	Treasury Bonds 28 January 2028	EGP	28/01/2026	28/01/2028	2	22.114	8,923,514,000					1,000.00			
124	EGBGR06171V2	Treasury Bonds 03 February 2028 Variable Return	EGP	03/02/2025	03/02/2028	4	25.1575	1,996,704,000					1,000.00			
125	EGBGR06721Z5	Treasury Bonds 03 February 2028 Zero Coupon	EGP	03/02/2026	03/02/2028	0	0	3,479,000,000	0.000	0.000	69.72	69.72	697.16	3	313,723,950.00	17/03/2026
126	EGBGR06101F2	Treasury Bonds 04 February 2028	EGP	04/02/2025	04/02/2028	2	21.383	16,698,859,000	21.762	22.500	98.26	98.26	998.52	1	74,888,913.48	03/03/2026
127	EGBGR06831F4	Treasury Bonds 17 February 2028	EGP	17/02/2026	17/02/2028	2	21.762	129,730,905,000	22.014	22.484	98.85	99.26	1,013.64	6	17,480,495,972.84	24/03/2026
128	EGBGR06191V0	Treasury Bonds 20 February 2028 Variable Return	EGP	20/02/2025	20/02/2028	4	23.7739	1,766,666,000					1,000.00			
129	EGBGR06211V6	Treasury Bonds 27 February 2028 Variable Return	EGP	27/02/2025	27/02/2028	4	23.7739	10,000,000,000					1,000.00			
130	EGBGR03131F2	Treasury Bonds 28 February 2028	EGP	28/02/2021	28/02/2028	2	14.374	4,164,125,000					1,000.00			
131	EGBGR06111F1	Treasury Bonds 04 March 2028	EGP	04/03/2025	04/03/2028	2	21.954	98,887,272,000	22.326	23.029	98.34	97.60	992.08	19	6,282,522,916.11	31/03/2026
132	EGBGR06141V5	Treasury Bonds 04 March 2028 Variable Return	EGP	04/03/2025	04/03/2028	4	23.8586	35,948,000,000				100.00	1,057.60			19/11/2025
133	EGBGR06851F2	Treasury Bonds 17 March 2028	EGP	17/03/2026	17/03/2028	2	22.7	56,000,000	22.700	22.700	100.00	100.00	1,000.00	1	56,000,000.00	17/03/2026

#	ISIN	Bond Name	CR	Issue Date	Maturity Date	Coupons	CP Rate %	EGP Issue Size	Weighted Average Current Yield %	Weighted Average YTM %	Average Clean Price %	Last Clean Price %	Last Gross Price	No. of Trades	Value Traded	Last Trade Date
134	EGBGR06901F5	Treasury Bonds 30 March 2028	EGP	30/03/2026	30/03/2028	2	22.7						1,000.00			
135	EGBGR06871F0	Treasury Bonds 31 March 2028	EGP	31/03/2026	31/03/2028	2	22.7						1,000.00			
136	EGBGR06231F7	Treasury Bonds 01 April 2028	EGP	01/04/2025	01/04/2028	2	21.263	8,182,200,000				100.20	1,046.17			16/06/2025
137	EGBGR03181F7	Treasury Bonds 13 April 2028	EGP	13/04/2021	13/04/2028	2	14.551	9,228,514,000				65.31	696.04			28/01/2024
138	EGBGR06251V2	Treasury Bonds 22 April 2028 Variable Return	EGP	22/04/2025	22/04/2028	4	25.0324	52,835,500,000	24.971	24.850	100.25	100.25	1,040.01	1	4,659,247,936.00	17/03/2026
139	EGBGR06271F3	Treasury Bonds 06 May 2028	EGP	06/05/2025	06/05/2028	2	21.333	70,323,500,000	22.011	23.194	96.92	96.92	1,051.72	7	2,126,991,219.74	26/03/2026
140	EGBGR02111F5	Treasury Bonds 08 MAY 2028	EGP	08/05/2018	08/05/2028	2	14.9	5,170,085,000				74.78	810.01			07/04/2024
141	EGBGR06331V2	Treasury Bonds 19 May 2028 Variable Return	EGP	19/05/2025	19/05/2028	4	23.8357	4,950,000,000					1,000.00			
142	EGBGR06291V8	Treasury Bonds 27 May 2028 Variable Return	EGP	27/05/2025	27/05/2028	4	23.9975	18,210,000,000	24.007	23.998	99.96	99.96	1,020.46	4	1,936,523,194.02	30/03/2026
143	EGBGR04761F5	Treasury Bonds 27 June 2028	EGP	27/06/2023	27/06/2028	2	17	5,000,000,000					1,000.00			
144	EGBGR03251F8	Treasury Bonds 29 June 2028	EGP	29/06/2021	29/06/2028	2	14.59	5,000,000,000					1,000.00			
145	EGBGR06371V8	Treasury Bonds 29 June 2028 Variable Return	EGP	29/06/2025	29/06/2028	4	24.3208	17,852,371,000					1,000.00			
146	EGBGR06351F3	Treasury Bonds 01 July 2028	EGP	01/07/2025	01/07/2028	1	23.44	110,734,716,000	23.573	23.491	99.44	99.49	1,170.26	14	1,037,263,739.50	31/03/2026
147	EGBGR06401V3	Treasury Bonds 08 July 2028 Variable Return	EGP	08/07/2025	08/07/2028	4	25.8045	12,110,000,000				100.45	1,031.01			13/11/2025
148	EGBGR03371F4	Treasury Bonds 13 July 2028	EGP	13/07/2021	13/07/2028	2	14.585	2,346,925,000	16.794	22.065	86.85	86.85	893.86	3	214,526,492.36	17/03/2026
149	EGBGR06431F3	Treasury Bonds 05 August 2028	EGP	05/08/2025	05/08/2028	1	24.439	138,644,020,000	24.450	24.101	99.98	98.87	1,148.07	7	260,862,252.36	31/03/2026
150	EGBGR06481F8	Treasury Bonds 26 August 2028	EGP	26/08/2025	26/08/2028	1	23.381	211,266,792,000	23.922	24.345	97.76	98.01	1,119.14	23	10,586,857,142.87	31/03/2026
151	EGBGR04801F9	Treasury Bonds 28 August 2028	EGP	28/08/2023	28/08/2028	1	21.5	12,861,851,000					1,000.00			
152	EGBGR06461V7	Treasury Bonds 02 September 2028 Variable Return	EGP	02/09/2025	02/09/2028	4	24.6833	16,854,000,000				100.24	1,024.32			30/09/2025
153	EGBGR04831F6	Treasury Bonds 12 September 2028	EGP	12/09/2023	12/09/2028	1	20	10,000,000,000					1,000.00			
154	EGBGR04881F1	Treasury Bonds 01 October 2028	EGP	01/10/2023	01/10/2028	1	21.5	12,875,447,000					1,000.00			
155	EGBGR06511F2	Treasury Bonds 07 October 2028 Fixed Return	EGP	07/10/2025	07/10/2028	2	21.738	42,315,750,000				101.73	1,100.27			23/02/2026
156	EGBGR06521V8	Treasury Bonds 07 October 2028 Variable Return	EGP	07/10/2025	07/10/2028	4	25.9483	14,476,000,000				99.72	1,023.77			12/11/2025
157	EGBGR03511F5	Treasury Bonds 12 October 2028	EGP	12/10/2021	12/10/2028	2	14.575	1,425,328,000				66.98	676.93			30/10/2023
158	EGBGR06581F5	Treasury Bonds 30 October 2028	EGP	30/10/2025	30/10/2028	2	21.822	5,923,514,000					1,000.00			
159	EGBGR03551F1	Treasury Bonds 31 October 2028	EGP	31/10/2021	31/10/2028	2	14.595	2,000,000,000					1,000.00			
160	EGBGR05001F5	Treasury Bonds 31 October 2028	EGP	31/10/2023	31/10/2028	1	21.5	6,841,860,000					1,000.00			
161	EGBGR06561F7	Treasury Bonds 04 November 2028	EGP	04/11/2025	04/11/2028	2	21.703	30,668,355,000	21.280	20.636	101.99	102.19	1,096.28	7	6,571,628,347.12	08/03/2026

#	ISIN	Bond Name	CR	Issue Date	Maturity Date	Coupons	CP Rate %	EGP Issue Size	Weighted Average Current Yield %	Weighted Average YTM %	Average Clean Price %	Last Clean Price %	Last Gross Price	No. of Trades	Value Traded	Last Trade Date
162	EGBGR02181F8	Treasury Bonds 06 November 2028	EGP	06/11/2018	06/11/2028	2	18	9,075,678,000				112.80	1,197.61			26/03/2025
163	EGBGR06601V8	Treasury Bonds 25 November 2028 Variable Return	EGP	25/11/2025	25/11/2028	4	24.875	7,840,000,000				100.05	1,021.32			23/12/2025
164	EGBGR06621F9	Treasury Bonds 02 December 2028	EGP	02/12/2025	02/12/2028	2	21.492	80,137,518,000	21.660	21.811	99.23	100.72	1,065.65	11	2,541,967,773.64	11/03/2026
165	EGBGR06651F6	Treasury Bonds 29 December 2028	EGP	29/12/2025	29/12/2028	2	21.141	5,884,797,000					1,000.00			
166	EGBGR03611F3	Treasury Bonds 04 January 2029	EGP	04/01/2022	04/01/2029	2	14.598	3,895,872,000				93.09	1,000.68			26/06/2023
167	EGBGR06681V0	Treasury Bonds 06 January 2029 Variable Return	EGP	06/01/2026	06/01/2029	4	26.075	298,500,000	26.203	26.300	99.51	99.51	1,035.66	1	103,566,231.11	03/03/2026
168	EGBGR06691F2	Treasury Bonds 06 January 2029	EGP	06/01/2026	06/01/2029	2	21.182	62,443,880,000	21.317	21.431	99.37	100.04	1,046.00	8	1,676,161,717.46	25/03/2026
169	EGBGR05151V5	Treasury Bonds 16 January 2029 Variable Return	EGP	16/01/2024	16/01/2029	4	27.9375	4,600,000,000				99.84	1,058.68			31/12/2025
170	EGBGR06711F8	Treasury Bonds 20 January 2029	EGP	20/01/2026	20/01/2029	2	21.173	73,828,745,000	21.067	20.885	100.51	98.20	1,022.97	15	14,405,056,061.99	31/03/2026
171	EGBGR06821F5	Treasury Bonds 28 January 2029	EGP	28/01/2026	28/01/2029	2	20.981	10,000,000,000					1,000.00			
172	EGBGR06751F4	Treasury Bonds 17 February 2029	EGP	17/02/2026	17/02/2029	2	20.741	22,829,030,000	21.070	21.461	98.44	97.53	996.48	30	4,976,363,607.26	26/03/2026
173	EGBGR05231V5	Treasury Bonds 20 February 2029 Variable Return	EGP	20/02/2024	20/02/2029	4	27.1875	14,650,000,000					1,000.00			
174	EGBGR06801F7	Treasury Bonds 17 March 2029	EGP	17/03/2026	17/03/2029	2	21.17	1,280,000,000	21.149	21.116	100.10	100.01	1,004.67	4	1,084,758,481.13	25/03/2026
175	EGBGR06881F9	Treasury Bonds 31 March 2029	EGP	31/03/2026	31/03/2029	2	21.2		21.189	21.175	100.05	100.05	1,000.54	2	1,490,810,485.50	31/03/2026
176	EGBGR02271F7	Treasury Bonds 07 MAY 2029	EGP	07/05/2019	07/05/2029	2	16.1	22,121,666,000				89.54	912.27			15/12/2025
177	EGBGR03751F7	Treasury Bonds 10 May 2029	EGP	10/05/2022	10/05/2029	2	14.63	176,440,000					1,000.00			
178	EGBGR03871F3	Treasury Bonds 28 June 2029	EGP	28/06/2022	28/06/2029	2	14.63	4,999,808,000					1,000.00			
179	EGBGR03901F8	Treasury Bonds 05 July 2029	EGP	05/07/2022	05/07/2029	2	14.65	54,250,000					1,000.00			
180	EGBGR05831V2	Treasury Bonds 06 August 2029 Variable Return	EGP	06/08/2024	06/08/2029	4	26.037	7,808,100,000				117.12	1,242.93			30/10/2025
181	EGBGR02341F8	Treasury Bonds 10 SEP 2029	EGP	10/09/2019	10/09/2029	2	14.4	19,080,960,000	16.698	20.030	86.24	86.24	931.57	6	689,639,696.79	03/03/2026
182	EGBGR05951V8	Treasury Bonds 01 October 2029 Variable Return	EGP	01/10/2024	01/10/2029	4	25.7655	4,907,405,000				110.54	1,136.91			11/11/2025
183	EGBGR02441F6	Treasury Bonds 31 December 2029	EGP	31/12/2019	31/12/2029	2	13.703	11,750,000,000				93.01	955.89			08/03/2022
184	EGBGR06151V4	Treasury Bonds 07 January 2030 Variable Return	EGP	07/01/2025	07/01/2030	4	25.6191	10,664,390,000	25.652	25.659	99.87	99.78	1,056.87	5	267,846,870.03	31/03/2026
185	EGBGR02491F1	Treasury Bonds 14 January 2030	EGP	14/01/2020	14/01/2030	2	13.564	15,697,920,000				74.97	758.87			08/08/2024
186	EGBGR02541F3	Treasury Bonds 24 March 2030	EGP	24/03/2020	24/03/2030	2	13.938	6,500,000,000				81.37	815.60			28/09/2022
187	EGBGR06241V3	Treasury Bonds 01 April 2030 Variable Return	EGP	01/04/2025	01/04/2030	4	25.5293	810,000,000				110.83	1,118.24			14/10/2025
188	EGBGR02601F5	Treasury Bonds 21 APR 2030	EGP	21/04/2020	21/04/2030	2	13.411	3,162,000,000				81.60	861.46			22/08/2022
189	EGBGR06261V1	Treasury Bonds 29 April 2030 Variable Return	EGP	29/04/2025	29/04/2030	4	25.4602	2,849,840,000				108.79	1,156.73			17/07/2025

#	ISIN	Bond Name	CR	Issue Date	Maturity Date	Coupons	CP Rate %	EGP Issue Size	Weighted Average Current Yield %	Weighted Average YTM %	Average Clean Price %	Last Clean Price %	Last Gross Price	No. of Trades	Value Traded	Last Trade Date
190	EGBGR06321F6	Treasury Bonds 20 May 2030	EGP	20/05/2025	20/05/2030	2	19.98	41,815,300,000				101.49	1,026.29			10/06/2025
191	EGBGR06341V1	Treasury Bonds 10 June 2030 Variable Return	EGP	10/06/2025	10/06/2030	4	24.7471	1,490,000,000				99.56	1,020.01			09/07/2025
192	EGBGR02731F0	Treasury Bonds 16 June 2030	EGP	16/06/2020	16/06/2030	2	13.8	11,500,000					1,000.00			
193	EGBGR06361V9	Treasury Bonds 01 July 2030 Variable Return	EGP	01/07/2025	01/07/2030	4	26.2376	9,449,855,000				110.41	1,114.27			15/01/2026
194	EGBGR06411F5	Treasury Bonds 08 July 2030	EGP	08/07/2025	08/07/2030	2	19.945	8,210,685,000	20.077	20.140	99.35	99.38	1,028.55	2	616,412,706.78	12/03/2026
195	EGBGR02841F7	Treasury Bonds 14 July 2030	EGP	14/07/2020	14/07/2030	2	14.425	10,460,304,000				84.02	882.15			29/10/2025
196	EGBGR06471V6	Treasury Bonds 09 September 2030 Variable Return	EGP	09/09/2025	09/09/2030	4	24.975	4,600,000,000	24.009	23.500	104.02	104.02	1,041.60	1	20,519,443.90	11/03/2026
197	EGBGR02951F4	Treasury Bonds 06 October 2030	EGP	06/10/2020	06/10/2030	2	14.664	20,129,017,000				85.84	911.55			15/02/2026
198	EGBGR06531V7	Treasury Bonds 07 October 2030 Variable Return	EGP	07/10/2025	07/10/2030	4	26.2456	6,922,690,000				98.94	1,055.95			04/01/2026
199	EGBGR06541F9	Treasury Bonds 14 October 2030 Fixed Return	EGP	14/10/2025	14/10/2030	2	19.698	93,202,022,000	20.524	21.087	95.98	96.56	1,048.89	3	3,486,005,110.89	17/03/2026
200	EGBGR02971F2	Treasury Bonds 27 OCT 2030	EGP	27/10/2020	27/10/2030	2	14.731	10,000,000,000					1,000.00			
201	EGBGR03001F7	Treasury Bonds 25 NOV 2030	EGP	25/11/2020	25/11/2030	2	14.505	10,164,125,000					1,000.00			
202	EGBGR06631V5	Treasury Bonds 02 December 2030 Variable Return	EGP	02/12/2025	02/12/2030	4	25.4929	16,902,260,000	24.153	23.493	105.74	109.61	1,103.02	13	483,719,395.47	12/03/2026
203	EGBGR03041F3	Treasury Bonds 29 December 2030	EGP	29/12/2020	29/12/2030	2	14.394	4,164,125,000					1,000.00			
204	EGBGR06671F4	Treasury Bonds 06 January 2031	EGP	06/01/2026	06/01/2031	2	19.48	7,267,900,000				99.87	1,021.87			18/02/2026
205	EGBGR03091F8	Treasury Bonds 12 January 2031	EGP	12/01/2021	12/01/2031	2	14.382	15,240,536,000				66.81	702.50			08/10/2025
206	EGBGR06701V6	Treasury Bonds 13 January 2031 Variable Return	EGP	13/01/2026	13/01/2031	4	26.726	5,593,850,000	25.434	24.859	105.26	100.57	1,058.39	16	168,126,108.54	25/03/2026
207	EGBGR06761V0	Treasury Bonds 24 February 2031 Variable Return	EGP	24/02/2026	24/02/2031	4	25.5375	1,641,490,000	25.427	25.364	100.47	100.06	1,025.71	7	649,190,435.37	31/03/2026
208	EGBGR06891F8	Treasury Bonds 31 March 2031	EGP	31/03/2026	31/03/2031	2	19.7						1,000.00			
209	EGBGR03191F6	Treasury Bonds 06 April 2031	EGP	06/04/2021	06/04/2031	2	14.82	10,901,610,000				72.51	776.57			11/08/2025
210	EGBGR03261F7	Treasury Bonds 29 June 2031	EGP	29/06/2021	29/06/2031	2	14.826	4,164,125,000					1,000.00			
211	EGBGR03381F3	Treasury Bonds 06 July 2031	EGP	06/07/2021	06/07/2031	2	14.82	2,871,378,000				71.58	770.55			19/11/2024
212	EGBGR03521F4	Treasury Bonds 05 October, 2031	EGP	05/10/2021	05/10/2031	2	14.7	540,262,000				60.39	613.98			30/10/2023
213	EGBGR03621F2	Treasury Bonds 11 January 2032	EGP	11/01/2022	11/01/2032	2	14.72	205,183,000				57.12	627.16			27/11/2023
214	EGBGR03841F6	Treasury Bonds 17 May 2032	EGP	17/05/2022	17/05/2032	2	14.372	4,255,000					1,000.00			
215	EGBGR02851F6	Treasury Bonds 28 JUL 2035	EGP	28/07/2020	28/07/2035	1	15.433	5,720,950,000				79.92	858.37			15/12/2025
216	EGBGR02961F3	Treasury Bonds 27 OCT 2035	EGP	27/10/2020	27/10/2035	1	15.342	6,200,300,000				72.29	835.56			22/07/2025
217	EGBGR03101F5	Treasury Bonds 26 January 2036	EGP	26/01/2021	26/01/2036	1	15.276	1,868,750,000				73.11	837.37			07/10/2025

#	ISIN	Bond Name	CR	Issue Date	Maturity Date	Coupons	CP Rate %	EGP Issue Size	Weighted Average Current Yield %	Weighted Average YTM %	Average Clean Price %	Last Clean Price %	Last Gross Price	No. of Trades	Value Traded	Last Trade Date
218	EGBGR03201F3	Treasury Bonds 27 April 2036	EGP	27/04/2021	27/04/2036	1	15.37	1,612,570,000				100.00	1,140.23			26/03/2025
219	EGBGR03391F2	Treasury Bonds 13 July 2036	EGP	13/07/2021	13/07/2036	1	15.387	2,214,620,000				114.37	1,202.74			30/11/2025
220	EGBGR03531F3	Treasury Bonds 26 October, 2036	EGP	26/10/2021	26/10/2036	1	15.371	521,151,000				118.87	1,299.07			15/07/2025
221	EGBGR03561F0	Treasury Bonds 31 October 2036	EGP	31/10/2021	31/10/2036	1	15.371	10,999,808,000					1,000.00			
222	EGBGR03591F7	Treasury Bonds 18 January 2037	EGP	18/01/2022	18/01/2037	1	15.379	674,535,000				80.88	816.39			05/02/2026
<b>Total</b>								<b>3,886,963,620,000</b>								



## Annex (7)

### - Housing Bonds

#	ISIN	Bond Name	CR	Issue Date	Call Date	Maturity Date	Coupons	Interest Rate	Years to Maturity	EGP Issue Size	Last Trade Date
1	EGBGH00291F9	Housing Bonds - Dec 2011 / 2026	EGP	01/12/2006	01/12/2011	01/12/2026	1	Yr1-Yr5=8%,Yr6-Yr10=8.5%,Yr11-Yr20=9%	1	2,778,470	03/03/2008
2	EGBGH00301V3	Housing Bonds 2012/ 2027	EGP	01/12/2007	01/12/2012	01/12/2027	1	Yr1-Yr5=8%,Yr6-Yr10=8.5%,Yr11-Yr20=9%	2	2,654,720	
3	EGBGH00311V2	Housing Bonds 2013/ 2028	EGP	01/12/2008	01/12/2013	01/12/2028	1	Yr1-Yr5=8%,Yr6-Yr10=8.5%,Yr11-Yr20=9%	3	3,654,140	
4	EGBGH00321V1	Housing 32 DEC 2009 / 2014 / 2029	EGP	01/12/2009	01/12/2014	01/12/2029	1	Yr1-Yr5=8%,Yr6-Yr10=8.5%,Yr11-Yr20=9%	4	6,649,440	29/12/2011
5	EGBGH00331V0	Housing 33 DEC 2015 / 2030	EGP	01/12/2010	01/12/2015	01/12/2030	1	Yr1-Yr5=8%,Yr6-Yr10=8.5%,Yr11-Yr20=9%	5	3,489,710	25/12/2013
6	EGBGH00341V9	Housing 34 DEC 2016 / 2031	EGP	01/12/2011	01/12/2016	01/12/2031	1	Yr1-Yr5=8%,Yr6-Yr10=8.5%,Yr11-Yr20=9%	6	3,940,150	
7	EGBGH00351V8	Housing 35 DEC 2017 / 2032	EGP	01/12/2012	01/12/2017	01/12/2032	1	Yr1-Yr5=8%,Yr6-Yr10=8.5%,Yr11-Yr20=9%	7	2,006,860	
8	EGBGH00361V7	Housing Bonds (36) December 2018 / 2033	EGP	01/12/2013	01/12/2018	01/12/2033	1	Yr1-Yr5=8%,Yr6-Yr10=8.5%,Yr11-Yr20=9%	8	3,332,580	
9	EGBGH00371V6	Housing Bonds (37) December 2019 / 2034	EGP	01/12/2014	01/12/2019	01/12/2034	1	Yr1-Yr5=8%,Yr6-Yr10=8.5%,Yr11-Yr20=9%	9	3,180,080	
10	EGBGH00381V5	Housing Bonds (38) December 2020 / 2035	EGP	01/12/2015	01/12/2020	01/12/2035	1	Yr1-Yr5=8%,Yr6-Yr10=8.5%,Yr11-Yr20=9%	10	4,022,110	
11	EGBGH00391F7	Housing Bonds (39) December 2021 / 2036	EGP	01/12/2016	01/12/2021	01/12/2036	1	Yr1-Yr5=8%,Yr6-Yr10=8.5%,Yr11-Yr20=9%	11	2,270,460	
12	EGBGH00401F4	Housing Bonds No. 40 2022 / 2037	EGP	01/12/2017	01/12/2022	01/12/2037	1	Yr1-Yr5=8%,Yr6-Yr10=8.5%,Yr11-Yr20=9%	12	2,618,090	
13	EGBGH00411V0	Housing Bonds No. 41 2023 / 2038	EGP	01/12/2018	01/12/2023	01/12/2038	1	Yr1-Yr5=8%,Yr6-Yr10=8.5%,Yr11-Yr20=9%	13	2,346,310	
14	EGBGH00421V9	Housing Bonds No. 42 2024 / 2039	EGP	01/12/2019	01/12/2024	01/12/2039	1	Yr1-Yr5=8%,Yr6-Yr10=8.5%,Yr11-Yr20=9%	14	2,667,070	
15	EGBGH00431V8	Housing Bonds No. 43 2025 / 2040	EGP	01/12/2020	01/12/2025	01/12/2040	1	Yr1-Yr5=8%,Yr6-Yr10=8.5%,Yr11-Yr20=9%	15	2,613,060	
16	EGBGH00441V7	Housing Bonds No. 44 2026 / 2041	EGP	01/12/2021	01/12/2026	01/12/2041	1	Yr1-Yr5=8%,Yr6-Yr10=8.5%,Yr11-Yr20=9%	16	3,599,470	
17	EGBGH00451V6	Housing Bonds 45 Mature2042Call2027	EGP	01/12/2022	01/12/2027	01/12/2042	1	Yr1-Yr5=8%,Yr6-Yr10=8.5%,Yr11-Yr20=9%	17	3,767,610	
18	EGBGH00461V5	Housing Bonds 46 Mature2043Call2028	EGP	01/12/2023	01/12/2028	01/12/2043	1	Yr1-Yr5=8%,Yr6-Yr10=8.5%,Yr11-Yr20=9%	18	3,783,270	
19	EGBGH00471V4	Housing Bonds 47 Mature2044Call2029	EGP	01/12/2024	01/12/2029	01/12/2044	1	Yr1-Yr5=8%,Yr6-Yr10=8.5%,Yr11-Yr20=9%	19	3,796,780	
<b>Total</b>										<b>63,170,380</b>	



## Annex (8)

### - Corporate Bonds

#	ISIN	Bond Name	CR	Issue Date	Listing Date	Call Date	Maturity Date	Interest Rate	Last Coupon No.	Last Coupon Date	Last Coupon Rate %	Last Coupon Value	Issue Price	Last Trade Date	EGP Issue Size
1	EGB68031L060	Hermes Securities Brokerage The First Issuance - Third Program May 2026 V.R	EGP	22/05/2025	21/07/2025		14/05/2026	Variable Rate AVGRTBills364 + 3.5 % Paid SemiAnually	1	14/11/2025	23.37	11.396877	100		900,000,000
2	EGB610M1L012	Tasaheel For Financing The First Issuance - The First Program Tranche A May 2026 F.R	EGP	05/05/2025	13/08/2025		31/05/2026	Fixed Rate 25.5 % Paid Quarterly	3	26/02/2026	25.5	6.357534	100		2,000,000,000
3	EGB610D1L054	EFG Corp-Solutions The Second Issuance June 2026 V.R	EGP	26/05/2025	14/08/2025		30/06/2026	Variable Rate Lending Rate + 0.25 % Paid Monthly	8	30/03/2026	20.25	1.664384	100		2,650,000,000
4	EGB662Z1L014	Corporate Leasing Company Egypt The First Issuance - The First Program November 2026 F.R	EGP	05/11/2025	31/12/2025		04/11/2026	Fixed Rate 22 % Paid Quarterly	1	03/02/2026	22	5.469945	100		2,000,000,000
5	EGB7CNX1L027	Drive Finance And Non-Banking Services The First Issue-First Program Tranche B June 2027	EGP	26/06/2022	08/09/2022	31/08/2023	30/06/2027	Fixed Rate 13.50% paid monthly	46	30/03/2026	13.5	0.305753	25		100,000,000
6	EGB610M1L020	Tasaheel For Financing The First Issuance - The First Program Tranche B May 2028 F.R	EGP	05/05/2025	13/08/2025		31/05/2028	Fixed Rate 23.5 % Paid Quarterly	3	26/02/2026	23.5	5.221691	82.31		411,548,422
7	EGB70342L026	Golden Pyramids Plaza - First Instalment - 2nd Issue - 31 July 2028	USD	15/04/2015	15/07/2015	31/07/2017	31/07/2028	Fixed Rate 6% + Variable Rate	22	28/01/2026	9.57418	2.105987	43.75	30/09/2018	6,686,086,750
8	EGB610D1L047	EFG Corp-Solutions The Second Issuance - First Program October 2029 V.R	EGP	10/10/2024	14/01/2025	31/05/2025	31/10/2029	Variable Rate Lending Rate + 1 % Paid Monthly	15	30/03/2026	21	1.553425	90		405,000,000
<b>Total</b>															<b>15,152,635,172</b>

### - Sukuk

#	ISIN	Bond Name	CR	Issue Date	Listing Date	Call Date	Maturity Date	Interest Rate	Last Coupon No.	Last Coupon Date	Last Coupon Rate %	Last Coupon Value	Issue Price	Last Trade Date	EGP Issue Size
1	EGB696G1L025	EFG Hermes Sukuk The Second Issuance October 2027 Variable Return	EGP	29/12/2020	02/08/2021	29/12/2020	31/10/2027	Variable Rate Lending Rate+0.75% paid Semi-Annually	10	30/10/2025	26.75	6.815753	40		240,000,000
2	EGB69671L013	Sarwa Sukuk The First Issue November 2027	EGP	25/11/2020	17/02/2021	30/12/2022	30/11/2027	variable return, based on the net returns paid Monthly	64	29/03/2026	13.945402	0.03309	2.53		63,225,636

#	ISIN	Bond Name	CR	Issue Date	Listing Date	Call Date	Maturity Date	Interest Rate	Last Coupon No.	Last Coupon Date	Last Coupon Rate %	Last Coupon Value	Issue Price	Last Trade Date	EGP Issue Size
3	EGB69671S026	Sarwa Sukuk The Second Issue June 2028	EGP	26/07/2021	19/08/2021	30/07/2023	30/06/2028	variable return, based on the net returns paid Monthly	56	29/03/2026	15.611455	0.12806	9.38	26/01/2022	234,455,448
4	EGB69671L047	Sarwa Sukuk The Fourth Issue August 2029	EGP	21/09/2022	27/10/2022	30/10/2024	30/08/2029	variable return, based on the net returns paid Monthly	42	29/03/2026	20.392082	0.44057	25.39		507,826,142
5	EGB67AQ1L013	Alkan Finance Sukuk The First Issuance February 2030 V.R	EGP	25/02/2025	30/04/2025		28/02/2030	variable return, based on the Average return paid Monthly	12	29/03/2026	24.403636	2.00578	100		7,000,000,000
6	EGB698A1S024	Al Ahly SUKUK The Second Issuance March 2031 V.R	EGP	01/10/2025	06/11/2025	15/07/2026	15/03/2031	Variable Rate Lending Rate (corridor) + 1.25 % Paid Monthly	5	12/03/2026	20.519725	1.57412	100		5,520,000,000
7	EGB698A1L011	Al Ahly SUKUK The First Issuance March 2032 V.R	EGP	28/04/2025	13/07/2025	30/04/2028	31/03/2032	variable return, based on the Average return paid Monthly	9	30/03/2026	21.252274	17.46762	1,000		2,800,000,000
8	EGB69881L018	Bokra Taskeek The First Issuance April 2032 V.R	EGP	28/04/2025	01/06/2025		30/04/2032	variable return, based on the net returns paid Monthly	11	29/03/2026	22.398468	1.7796	100	31/03/2026	3,000,000,000
9	EGB698A1L037	Musharaka Sukuks Al Ahly SUKUK The Third Issuance September 2032 V.R	EGP	29/09/2025	10/12/2025	30/09/2027	30/09/2032	Variable Rate Lending Rate (corridor) + 1 % Paid Monthly	4	30/03/2026	20.410578	16.77582	1,000		2,400,000,000
<b>Total</b>															<b>21,765,507,225</b>

## - Securitization Bonds

#	ISIN	Bond Name	CR	Issue Date	Listing Date	Call Date	Maturity Date	Interest Rate	Last Coupon No.	Last Coupon Date	Last Coupon Rate %	Last Coupon Value	Issue Price	Last Trade Date	EGP Issue Size
1	EGB69561S012	Financial Group For Securitization The First Issue-Second Program Tranche C January 2026	EGP	12/01/2021	19/08/2021	12/03/2022	12/01/2026	Fixed Rate 10.4% paid Monthly	28	11/02/2024	10.4	0.826301	100		129,500,000
2	EGB69561S391	EFG Hermes Securitization The Third Issuance Tranche B February 2026 Fixed Return	EGP	15/02/2023	11/05/2023	30/04/2024	28/02/2026	Fixed Rate 17.95% paid Monthly	28	30/03/2026	17.95	0.043702	0.31		726,000
3	EGB69801S342	Al Ahly Securitization The First Issuance -The Sixth Program Tranche C April 2026 V.R	EGP	07/04/2025	02/06/2025		07/04/2026	Variable Rate Lending Rate (corridor) + 0.3 % Paid Monthly	10	05/03/2026	28.55	1.130177	23.78		32,100,000
4	EGB692C1S481	Egyptian Co. For Securitization The Second Issuance - Second Program Tranche C April 2026 V.R	EGP	05/11/2024	05/12/2024		30/04/2026	Variable Rate Lending Rate + 1 % Paid Monthly	16	30/03/2026	25.25	1.362649	40.39		60,993,100
5	EGB69611S0M2	Capital For Securitization The Third Issuance - Fourth Program Tranche D April 2026 V.R	EGP	30/10/2024	01/12/2024		30/04/2026	Variable Rate Lending Rate + 1 % Paid Monthly	17	30/03/2026	25.25	0.799007	30		228,900,000
6	EGB69611S1L2	Capital For Securitization The Fourth Issuance - Sixth Program Tranche A April 2026 V.R	EGP	27/03/2025	30/04/2025		30/04/2026	Variable Rate Lending Rate + 0.25 % Paid Monthly	12	30/03/2026	20.25	0.630578	6.81		8,919,006
7	EGB69611S2C9	Capital For Securitization The Third Issuance - Eighth Program Tranche A April 2026 F.R	EGP	02/07/2025	07/08/2025		30/04/2026	Fixed Rate 22.10 % Paid Monthly	8	30/03/2026	22.1	0.452095	11.79		65,884,756

#	ISIN	Bond Name	CR	Issue Date	Listing Date	Call Date	Maturity Date	Interest Rate	Last Coupon No.	Last Coupon Date	Last Coupon Rate %	Last Coupon Value	Issue Price	Last Trade Date	EGP Issue Size
8	EGB697J1S356	Aman For Securitization The First Issuance - Second Program Tranche A April 2026 F.R	EGP	30/10/2025	24/12/2025		30/04/2026	Fixed Rate 21.80 % Paid Monthly	4	30/03/2026	21.8	0.037415	0.46		2,000,000
9	EGB69781S338	Tamweel Securitization The First Issuance - Fifth Program Tranche A May 2026 F.R	EGP	13/05/2025	29/05/2025		07/05/2026	Fixed Rate 25 % Paid Monthly	10	05/03/2026	25	0.290068	8.46		10,150,000
10	EGB69611S1P3	Capital For Securitization The First Issuance - The Thirteenth Program May 2026 F.R	EGP	22/05/2025	29/06/2025		31/05/2026	Fixed Rate 23 % Paid Monthly	10	30/03/2026	23	0.304645	10.37		51,587,286
11	EGB69611S881	Capital For Securitization The Second Issuance - Fourth Program Tranche H May 2026 V.R	EGP	27/05/2024	27/06/2024		31/05/2026	Variable Rate , Lending & Discount Rate +1.25% , paid monthly	22	30/03/2026	27.5	0.700685	18.5		67,710,000
12	EGB697J1S158	Aman For Securitization The Fourth Issuance - First Program Tranche D May 2026 V.R	EGP	06/06/2024	28/07/2024		31/05/2026	Variable Rate Corridor Rate + 1.25 % Paid Monthly	21	30/03/2026	25.5	0.047774	1.47		2,000,000
13	EGB697J1S331	Aman For Securitization The Third Issuance Tranche B May 2026 F.R	EGP	11/06/2025	28/07/2025		31/05/2026	Fixed Rate 23.10 % Paid Monthly	9	30/03/2026	23.1	0.102629	0.9		2,000,000
14	EGB692R1S302	EL TAAMIR Securitization The First Issuance-The Second Program Tranche B June 2026 Variable Return	EGP	18/05/2023	22/06/2023	03/07/2024	03/06/2026	Variable Rate Lending rate +0.50%paid Monthly	32	02/03/2026	21.5	0.318913	14.11		83,653,000
15	EGB69611S1Y5	Capital For Securitization The Second Issuance - The Twelveth Program Tranche C June 2026 F.R	EGP	25/06/2025	04/08/2025		05/06/2026	Fixed Rate 22.70 % Paid Monthly	8	04/03/2026	22.7	1.74137	100		500,000,000
16	EGB69611S1S7	Capital For Securitization The Third Issuance - Seventh Program Tranche C June 2026 V.R	EGP	05/06/2025	07/07/2025		07/06/2026	Variable Rate Lending Rate (corridor) + 0.30 % Paid Monthly	9	05/03/2026	21.3	1.292526	44		50,600,000
17	EGB69801S383	Al Ahly Securitization The First Issuance - The Seventh Program Tranche B June 2026 F.R	EGP	16/06/2025	08/07/2025		07/06/2026	Fixed Rate 23.20 % Paid Monthly	9	05/03/2026	23.2	0.963372	38.89		31,886,893
18	EGB69801S417	Al Ahly Securitization The Second Issuance - Fifth Program Tranche A June 2026 V.R	EGP	17/12/2025	11/01/2026		07/06/2026	Variable Rate Lending Rate (corridor) + 0.10 % Paid Monthly	3	05/03/2026	21.1	1.061336	47.16		160,337,962
19	EGB69801S458	Al Ahly Securitization The Second Issuance - Sixth Program Tranche A June 2026 V.R	EGP	25/12/2025	05/02/2026		07/06/2026	Variable Rate Lending Rate (corridor) + 0.10 % Paid Monthly	2	05/03/2026	21.1	1.258342	61.56		155,134,223
20	EGB692C1S499	Egyptian Co. For Securitization The Third Issuance - Second Program Tranche A June 2026 F.R	EGP	29/12/2025	11/02/2026		30/06/2026	Fixed Rate 21.80 % Paid Monthly	2	30/03/2026	21.8	1.458489	72		324,707,476
21	EGB694K1S547	EFG Securitization The Sixth Issuance - Sixth Program June 2026 F.R	EGP	25/06/2025	11/09/2025		30/06/2026	Fixed Rate 22.5 % Paid Monthly	7	30/03/2026	22.5	0.665771	28.87		247,987,000
22	EGB69611S2D7	Capital For Securitization The Third Issuance - Eighth Program Tranche B June 2026 F.R	EGP	02/07/2025	07/08/2025		30/06/2026	Fixed Rate 22.20 % Paid Monthly	8	30/03/2026	22.2	1.220963	59.05		177,621,189
23	EGB69611S3J2	Capital For Securitization The Second Issuance - Tenth Program Tranche A June 2026 F.R	EGP	29/12/2025	18/02/2026		30/06/2026	Fixed Rate 21.80 % Paid Monthly	2	30/03/2026	21.8	1.475267	72.51		125,440,000

#	ISIN	Bond Name	CR	Issue Date	Listing Date	Call Date	Maturity Date	Interest Rate	Last Coupon No.	Last Coupon Date	Last Coupon Rate %	Last Coupon Value	Issue Price	Last Trade Date	EGP Issue Size
24	EGB697J1S257	Aman For Securitization The First Issuance Tranche D June 2026 F.R	EGP	31/12/2024	27/02/2025		30/06/2026	Fixed Rate 23.25 % Paid Monthly	14	30/03/2026	23.25	0.891935	28.74		59,500,000
25	EGB697J1S380	Aman For Securitization The Second Issuance - Second Program Tranche A June 2026 F.R	EGP	29/12/2025	25/02/2026		30/06/2026	Fixed Rate 21.60 % Paid Monthly	2	30/03/2026	21.6	1.046062	51.48		200,500,000
26	EGB69611S1I8	Capital For Securitization The First Issuance - The Twelveth Program Tranche D July 2026 F.R	EGP	30/12/2024	06/03/2025		07/07/2026	Fixed Rate 23.25 % Paid Monthly	13	05/03/2026	23.25	1.533863	75		926,250,000
27	EGB69801S276	AI Ahly Securitization The Second Issuance - Second Program Tranche D July 2026 F.R	EGP	30/12/2024	06/03/2025		07/07/2026	Fixed Rate 23.25 % Paid Monthly	13	05/03/2026	23.25	1.55064	66.94		120,493,151
28	EGB69561S474	EFG Hermes Securitization The First Issuance - The Ninth Program Tranche B July 2026 Fixed Return	EGP	17/07/2023	01/10/2023	30/09/2024	30/07/2026	Fixed Rate 19.90% paid Monthly	23	30/03/2026	19.9	0.165692	6.27		8,589,000
29	EGB692R1S336	EL TAAMIR Securitization The First Issuance - Third Program Tranche B July 2026 Variable Return	EGP	14/07/2023	07/09/2023	31/08/2024	31/07/2026	Variable Rate Lending rate +0.35%paid semi-annually	5	29/01/2026	25.35	64.535459	334.81		2,028,970,939
30	EGB694Y1S210	Tawreeq Securitization The Seventh Issue Tranche H July 2026	EGP	05/07/2021	25/10/2021	30/09/2022	31/07/2026	Fixed Rate 10.55% paid Monthly	55	30/03/2026	10.55	0.020481	1.43		500,000
31	EGB69611S0D1	Capital For Securitization The Second Issuance - Seventh Program Tranche H August 2026 V.R	EGP	26/08/2024	03/10/2024		07/08/2026	Variable Rate Lending Rate (corridor) + 1.25 % Paid Monthly	18	05/03/2026	25.5	1.956164	75		144,750,000
32	EGB694K1S554	EFG Securitization The First Issuance - The Seventh Program August 2026 F.R	EGP	18/08/2025	12/10/2025		31/08/2026	Fixed Rate 22.5 % Paid Monthly	5	30/03/2026	22.5	0.48517	17.75		81,755,000
33	EGB69611S1A5	Capital For Securitization The First Issuance - The Tenth Program Tranche C August 2026 V.R	EGP	31/12/2024	27/02/2025		31/08/2026	Variable Rate Lending Rate + 1 % Paid Monthly	14	30/03/2026	25.25	1.632895	74.88		68,886,302
34	EGB69611S584	Capital For Securitization The Fifth Issuance - Second Program Tranche D August 2026 F.R	EGP	31/10/2023	30/11/2023		31/08/2026	Fixed Rate, 22.95%, Paid Monthly	29	30/03/2026	22.95	0.292377	13.75		142,450,000
35	EGB69611S675	Capital For Securitization The Third Issuance - Third Program Tranche W August 2026 F.R	EGP	20/12/2023	01/02/2024		31/08/2026	Fixed Rate, 23.25%, Paid Monthly	27	30/03/2026	23.25	0.802603	29		19,981,000
36	EGB697J1S182	Aman For Securitization The Fifth Issuance - First Program Tranche C August 2026 V.R	EGP	17/09/2024	27/10/2024		31/08/2026	Variable Rate Corridor Rate + 1.10 % Paid Monthly	18	30/03/2026	25.35	0.9619	37.86		118,500,000
37	EGB69801S052	AI Ahly Securitization The First Issuance Tranche B September 2026 Variable Return	EGP	26/09/2023	02/11/2023		05/09/2026	Variable Rate lending rate+1.0% paid every 3 months	10	04/02/2026	24.25	1.447185	14.44		44,044,965
38	EGB69761S124	Global Corp Securitization The Fourth Issuance - First Program Tranche B September 2026 Variable Ret	EGP	30/08/2023	08/10/2023	07/10/2024	07/09/2026	Variable Rate lending rate+0.50% paid Monthly	29	05/03/2026	21.5	0.551006	29.6		407,533,769
39	EGB69761S173	Global Corp Securitization The Sixth Issuance - First Program Tranche A September 2026 V.R	EGP	08/08/2024	17/10/2024		10/09/2026	Variable Rate Lending Rate + 0.5 % Paid Monthly	17	09/03/2026	21.5	0.52371	26.16		194,866,175
40	EGB694K1S331	EFG Securitization The Third Issuance - Third Program Tranche B September 2026 V.R	EGP	22/09/2023	23/11/2023	22/12/2024	22/09/2026	Variable Return Despost &Lending Rate +0.75% Paid every 3 months	8	12/03/2026	22.75	2.703597	35.9		167,116,000

#	ISIN	Bond Name	CR	Issue Date	Listing Date	Call Date	Maturity Date	Interest Rate	Last Coupon No.	Last Coupon Date	Last Coupon Rate %	Last Coupon Value	Issue Price	Last Trade Date	EGP Issue Size
41	EGB69611S2E5	Capital For Securitization The Fifth Issuance - Sixth Program Tranche A September 2026 V.R	EGP	01/09/2025	08/10/2025		26/09/2026	Variable Rate Lending Rate + 0.25 % Paid Monthly	6	25/03/2026	20.25	1.278352	64.06		109,724,982
42	EGB694K1S562	EFG Securitization The Second Issuance - Fifth Program Tranche A September 2026 F.R	EGP	01/10/2025	17/12/2025		30/09/2026	Fixed Rate 22.20 % Paid Monthly	4	30/03/2026	22.2	0.889273	40.67	23/02/2026	311,988,000
43	EGB69561S508	EFG Hermes Securitization The First Issuance - The Eighth Program Tranche B September 2026 V.R	EGP	08/09/2023	07/12/2023	30/11/2024	30/09/2026	Variable Rate Lending Rate + 0.50 % Paid monthly	21	30/03/2026	20.5	0.540777	29.93		57,917,000
44	EGB69561S664	EFG Hermes Securitization The Fourth Issuance - Seventh Program Tranche A September 2026 F.R	EGP	24/09/2025	17/12/2025		30/09/2026	Fixed Rate 22.50 % Paid Monthly	4	30/03/2026	22.5	1.199285	54.23		37,658,000
45	EGB69611S2J4	Capital For Securitization The Fourth Issuance - Seventh Program Tranche B September 2026 F.R	EGP	01/10/2025	27/10/2025		30/09/2026	Fixed Rate 22.15 % Paid Monthly	6	30/03/2026	22.15	1.820548	100		1,060,600,000
46	EGB69611S2O4	Capital For Securitization The Third Issuance - The Twelveth Program Tranche B September 2026 F.R	EGP	01/10/2025	27/10/2025		30/09/2026	Fixed Rate 22.15 % Paid Monthly	6	30/03/2026	22.15	1.820548	100		844,000,000
47	EGB69611S2S5	Capital For Securitization The First Issuance - The Fourteenth Program October 2026 F.R	EGP	09/10/2025	30/10/2025		05/10/2026	Fixed Rate 22 % Paid Monthly	5	04/03/2026	22	1.020932	48.13		721,959,112
48	EGB695R1S119	A.T. Securitization The Fourth Issuance Tranche B October 2026 Variable Return	EGP	31/08/2023	02/10/2023	07/11/2024	07/10/2026	Variable Rate lending rate+0.45% paid Monthly	30	05/03/2026	21.45	0.535222	30.77		263,665,000
49	EGB69801S359	Al Ahly Securitization The First Issuance -The Sixth Program Tranche D October 2026 F.R	EGP	07/04/2025	02/06/2025		07/10/2026	Fixed Rate 22.75 % Paid Monthly	10	05/03/2026	22.75	1.745205	100		307,000,000
50	EGB69561S565	EFG Hermes Securitization The Second Issuance - Second Program Tranche B October 2026 V.R	EGP	18/10/2023	31/12/2023		15/10/2026	Variable Rate Lending & Discount Rate +2.5%, Paid Monthly	20	12/03/2026	22.5	0.250047	11.63	24/02/2025	8,516,000
51	EGB690R1S0K9	Sarwa Securitization The Forty-Sixth Issuance Tranche A October 2026 F.R	EGP	01/10/2025	03/11/2025		30/10/2026	Fixed Rate 22 % Paid Monthly	6	29/03/2026	22	1.52227	78.87		336,000,000
52	EGB69561S524	EFG Hermes Securitization The Second Issuance - Sixth Program Tranche A October 2026 V.R	EGP	31/10/2023	03/01/2024	30/04/2024	31/10/2026	Variable rate Lending Rate +1.15% Paid Semi-Annually	4	30/10/2025	27.15	13.835342	100		87,500,000
53	EGB69611S0N0	Capital For Securitization The Third Issuance - Fourth Program Tranche H October 2026 V.R	EGP	30/10/2024	01/12/2024		31/10/2026	Variable Rate Lending Rate + 1.25 % Paid Monthly	17	30/03/2026	25.5	2.09589	100		296,000,000
54	EGB697J1S265	Aman For Securitization The First Issuance Tranche H October 2026 F.R	EGP	31/12/2024	27/02/2025		31/10/2026	Fixed Rate 23.50 % Paid Monthly	14	30/03/2026	23.5	1.99589	100		31,000,000
55	EGB697J1S364	Aman For Securitization The First Issuance - Second Program Tranche B October 2026 F.R	EGP	30/10/2025	24/12/2025		31/10/2026	Fixed Rate 21.55 % Paid Monthly	4	30/03/2026	21.55	1.771233	72.22		221,000,000
56	EGB69781S254	Tamweel Securitization The First Issuance - Fourth Program Tranche A November 2026 V.R	EGP	02/12/2024	26/12/2024		03/11/2026	Variable Rate Lending Rate + 0.55 % Paid Monthly	15	02/03/2026	21.55	0.679279	34.06		213,100,000
57	EGB692R1S377	EL TAAMIR Securitization The Second Issuance - Third Program Tranche B November 2026 V.R	EGP	28/11/2023	31/12/2023	31/12/2024	30/11/2026	Variable rate Lending Rate +0.35% Paid Semi-Annually	4	27/11/2025	25.35	92.12008	545.61		2,144,235,092

#	ISIN	Bond Name	CR	Issue Date	Listing Date	Call Date	Maturity Date	Interest Rate	Last Coupon No.	Last Coupon Date	Last Coupon Rate %	Last Coupon Value	Issue Price	Last Trade Date	EGP Issue Size
58	EGB694K1S588	EFG Securitization The Third Issuance - Fifth Program Tranche A November 2026 F.R	EGP	13/11/2025	21/01/2026		30/11/2026	Fixed Rate 21.80 % Paid Monthly	2	30/03/2026	21.8	1.103442	49.61		308,138,000
59	EGB69561S680	EFG Hermes Securitization The Fifth Issuance Tranche A November 2026 V.R	EGP	19/11/2025	24/12/2025		30/11/2026	Variable Rate Lending Rate + 0.25 % Paid Monthly	4	30/03/2026	20.25	1.477629	76.92		602,480,000
60	EGB69611S2W7	Capital For Securitization The Second Issuance - Ninth Program Tranche A November 2026 F.R	EGP	24/11/2025	24/12/2025		30/11/2026	Fixed Rate 21.55 % Paid Monthly	4	30/03/2026	21.55	1.053656	47.69		186,000,000
61	EGB694Y1S251	Tawreeq Securitization The Eighth Issue Tranche D December 2026	EGP	30/12/2021	10/03/2022	05/02/2023	05/12/2026	Fixed Rate 10.85% paid monthly	50	04/03/2026	10.85	0.064683	6.48		5,068,519
62	EGB69611S1Z2	Capital For Securitization The Second Issuance - The Twelveth Program Tranche D December 2026 F.R	EGP	25/06/2025	04/08/2025		05/12/2026	Fixed Rate 21.30 % Paid Monthly	8	04/03/2026	21.3	1.633973	100		1,020,000,000
63	EGB69801S110	Al Ahly Securitization The First Issuance - Fourth Program Tranche B December 2026 V.R	EGP	02/11/2023	14/12/2023	05/01/2025	05/12/2026	Variable rate Lending Rate +0.50% Paid monthly	19	04/03/2026	28.75	0.645491	37.3		100,349,192
64	EGB69611S1T5	Capital For Securitization The Third Issuance - Seventh Program Tranche D December 2026 F.R	EGP	05/06/2025	07/07/2025		07/12/2026	Fixed Rate 23.25 % Paid Monthly	9	05/03/2026	23.25	1.783562	100		179,500,000
65	EGB69801S144	Al Ahly Securitization The First Issuance - Third Program Tranche B December 2026 V.R	EGP	22/11/2023	22/01/2024	07/01/2026	07/12/2026	Variable Rate , Lending Rate, + 0.50%, Paid Monthly	11	05/03/2026	28.75	1.497543	84.05		227,784,692
66	EGB69801S391	Al Ahly Securitization The First Issuance - The Seventh Program Tranche C December 2026 F.R	EGP	16/06/2025	08/07/2025		07/12/2026	Fixed Rate 22.50 % Paid Monthly	9	05/03/2026	22.5	1.726027	100		45,000,000
67	EGB69801S425	Al Ahly Securitization The Second Issuance - Fifth Program Tranche B December 2026 V.R	EGP	17/12/2025	11/01/2026		07/12/2026	Variable Rate Lending Rate (corridor) + 0.20 % Paid Monthly	3	05/03/2026	21.2	1.626301	100		460,000,000
68	EGB69801S466	Al Ahly Securitization The Second Issuance - Sixth Program Tranche B December 2026 V.R	EGP	25/12/2025	05/02/2026		07/12/2026	Variable Rate Lending Rate (corridor) + 0.20 % Paid Monthly	2	05/03/2026	21.2	1.565479	100		292,000,000
69	EGB690R1S0C6	Sarwa Securitization The Forty-Third Issuance Tranche B December 2026 V.R	EGP	27/12/2023	29/01/2024	30/01/2025	30/12/2026	Variable Rate, Lending Rate +1.25%, Piai Monthly	27	29/03/2026	21.25	0.20514	9.07		63,974,116
70	EGB69561S185	EFG Hermes Securitization The First Issuance - Fourth Program Tranche C December 2026 Fixed Return	EGP	30/12/2021	22/03/2022	28/02/2023	30/12/2026	Fixed Rate10.20% paid monthly	42	30/03/2026	10.2	0.347649	39.73		63,096,000
71	EGB692C1S507	Egyptian Co. For Securitization The Third Issuance - Second Program Tranche B December 2026 F.R	EGP	29/12/2025	11/02/2026		31/12/2026	Fixed Rate 21.55 % Paid Monthly	2	30/03/2026	21.55	1.771233	100		413,000,000
72	EGB692R1S435	EL TAAMIR Securitization The Eighth Issuance Tranche A December 2026 V.R	EGP	23/12/2025	11/03/2026		31/12/2026	Variable Rate Lending Rate (corridor) + 0.20 % Paid SemiAnuualy					1,000		4,770,000,000
73	EGB694K1S604	EFG Securitization The First Issuance - The Eighth Program Tranche A December 2026 F.R	EGP	17/12/2025	04/03/2026		31/12/2026	Fixed Rate 21.50 % Paid Monthly	1	30/03/2026	21.5	6.126027	69.39		605,477,500

#	ISIN	Bond Name	CR	Issue Date	Listing Date	Call Date	Maturity Date	Interest Rate	Last Coupon No.	Last Coupon Date	Last Coupon Rate %	Last Coupon Value	Issue Price	Last Trade Date	EGP Issue Size
74	EGB69561S599	EFG Hermes Securitization The Second Issuance - Ninth Program Tranche B December 2026 V.R	EGP	21/12/2023	22/02/2024		31/12/2026	Variable Rate, Lending & Discount Rate + 1.15%, Paid Monthly	18	30/03/2026	21.15	0.548926	27.05		42,128,000
75	EGB69561S714	EFG Hermes Securitization The First Issuance - The Tenth Program Tranche A December 2026 F.R	EGP	10/11/2025	21/01/2026		31/12/2026	Fixed Rate 23 % Paid Quarterly	1	30/03/2026	23	8.884932	63.42		52,915,000
76	EGB69611S238	Capital For Securitization The Second Issue-First Program Tranche C December 2026	EGP	02/01/2022	10/03/2022	28/02/2023	31/12/2026	Variable Rate lending rate+0.45% paid Monthly	51	30/03/2026	20.45	0.649808	30.96		235,900,000
77	EGB69611S2Z0	Capital For Securitization The Fourth Issuance - The Twelfth Program Tranche A December 2026 F.R	EGP	25/12/2025	28/01/2026		31/12/2026	Fixed Rate 21 % Paid Monthly	3	30/03/2026	21	1.622466	87		1,605,150,000
78	EGB69611S345	Capital For Securitization The Seventh Issuance Tranche C December 2026	EGP	30/12/2022	30/01/2023	31/01/2025	31/12/2026	Fixed Rate 18.50% paid monthly	39	30/03/2026	18.5	1.20866	71.4		55,624,031
79	EGB69611S3F0	Capital For Securitization The First Issuance - The Sixteenth Program Tranche A December 2026 F.R	EGP	31/12/2025	28/01/2026		31/12/2026	Fixed Rate 21.25 % Paid Monthly	3	30/03/2026	21.25	1.797042	93.6		790,177,395
80	EGB69611S3K0	Capital For Securitization The Second Issuance - Tenth Program Tranche B December 2026 F.R	EGP	29/12/2025	18/02/2026		31/12/2026	Fixed Rate 21.55 % Paid Monthly	2	30/03/2026	21.55	1.771233	100		192,000,000
81	EGB69611S600	Capital For Securitization The First Issuance - Fifth Program Tranche B December 2026 F.R	EGP	06/12/2023	22/01/2024	28/02/2025	31/12/2026	Fixed Rate,22.5%, Paid Monthly	27	30/03/2026	22.5	0.736882	30.46		211,906,451
82	EGB69611S733	Capital For Securitization The First Issuance - Fourth Program Tranche W December 2026 F.R	EGP	01/01/2024	01/02/2024		31/12/2026	Fixed Rate,23.25 %, Paid Monthly	27	30/03/2026	23.25	1.605205	73.5		169,296,960
83	EGB69781S031	Tamweel Securitization The First Issue-First Program Tranche C December 2026	EGP	29/12/2021	03/07/2022	31/01/2023	31/12/2026	Variable Rate lending rate+1.10% paid Monthly	50	30/03/2026	21.1	0.896027	48.14		46,500,000
84	EGB69781S239	Tamweel Securitization The First Issuance - Third Program Tranche B December 2026 F.R	EGP	27/12/2023	28/01/2024	28/02/2025	31/12/2026	Fixed Rate, 22.6%, Paid Monthly	27	30/03/2026	22.6	0.629118	28.82		94,800,000
85	EGB69781S312	Tamweel Securitization The Second Issuance - Third Program Tranche B December 2026 F.R	EGP	23/12/2024	19/01/2025	31/01/2026	31/12/2026	Fixed Rate 27.6 % Paid Monthly	15	30/03/2026	27.6	1.213297	43		105,100,000
86	EGB697J1S299	Aman For Securitization The Second Issuance Tranche C December 2026 F.R	EGP	01/01/2025	27/02/2025		31/12/2026	Fixed Rate 23.5 % Paid Monthly	14	30/03/2026	23.5	1.515756	66.14	10/03/2025	147,500,000
87	EGB69611S3I4	Capital For Securitization The Second Issuance - The Fourteenth Program January 2027 F.R	EGP	29/12/2025	04/02/2026		05/01/2027	Fixed Rate 21 % Paid Monthly	2	04/03/2026	21	1.560443	87.08		1,531,680,967
88	EGB695R1S135	A.T. Securitization The Fifth Issuance Tranche A January 2027 V.R	EGP	02/12/2024	09/01/2025		07/01/2027	Variable Rate Lending Rate + 0.45 % Paid Monthly	13	05/03/2026	21.45	0.744273	41.78		259,467,000
89	EGB69611S1J6	Capital For Securitization The First Issuance - The Twelfth Program Tranche H January 2027 F.R	EGP	30/12/2024	06/03/2025		07/01/2027	Fixed Rate 23.5 % Paid Monthly	13	05/03/2026	23.5	1.80274	100		550,000,000
90	EGB69611S790	Capital For Securitization The Fourth Issuance - First Program Tranche B January 2027 V.R	EGP	29/12/2023	29/02/2024	07/02/2025	07/01/2027	Variable Rate , Lending Rate + 0.6%, Paid Monthly	25	05/03/2026	21.6	0.509471	27.08		213,900,000

#	ISIN	Bond Name	CR	Issue Date	Listing Date	Call Date	Maturity Date	Interest Rate	Last Coupon No.	Last Coupon Date	Last Coupon Rate %	Last Coupon Value	Issue Price	Last Trade Date	EGP Issue Size
91	EGB69761S033	Global Corp Securitization The First Issue-First Program Tranche C January 2027	EGP	28/12/2021	27/02/2022	07/02/2023	07/01/2027	Variable Rate lending rate+0.60% paid Monthly	50	05/03/2026	20.6	0.369378	19.03		77,813,466
92	EGB69781S189	Tamweel Securitization The Third Issuance - First Program Tranche B January 2027 V.R	EGP	20/12/2023	10/01/2024	07/02/2026	07/01/2027	Variable Rate Lending Rate + 0.60%, Paid Monthly	27	05/03/2026	21.6	0.935193	49.62		131,000,000
93	EGB69781S411	Tamweel Securitization The Second Issuance - Fifth Program Tranche A January 2027 F.R	EGP	27/01/2026	18/02/2026		07/01/2027	Fixed Rate 21.25 % Paid Monthly	1	05/03/2026	21.25	2.270548	74.8		113,700,000
94	EGB69801S284	Al Ahly Securitization The Second Issuance - Second Program Tranche H January 2027 F.R	EGP	30/12/2024	06/03/2025		07/01/2027	Fixed Rate 23.5 % Paid Monthly	13	05/03/2026	23.5	1.80274	100		40,000,000
95	EGB69801S292	Al Ahly Securitization The Second Issuance - Third Program Tranche A January 2027 V.R	EGP	30/12/2024	20/02/2025		07/01/2027	Variable Rate Lending Rate + 0.50 % Paid Quarterly	3	06/01/2026	28.75	5.086774	76.61		238,246,522
96	EGB69611S3B9	Capital For Securitization The Second Issuance - The Eleventh Program Tranche A January 2027 V.R	EGP	31/12/2025	04/02/2026		10/01/2027	Variable Rate Lending Rate + 0.20 % Paid Monthly	2	09/03/2026	21.2	1.345617	80.16		780,300,000
97	EGB69561S748	EFG Hermes Securitization The First Issuance - The Twelveth Program Tranche A January 2027 V.R	EGP	18/12/2025	18/02/2026		31/01/2027	Variable Rate Lending Rate + 0.25 % Paid Monthly	2	30/03/2026	20.25	1.664384	60.46		113,627,000
98	EGB69611S758	Capital For Securitization The First Issuance -The Sixth Program Tranche B January 2027 V.R	EGP	29/12/2023	22/02/2024	28/02/2025	31/01/2027	Variable Rate, Lending Rate + 0.60 % Paid Monthly	26	30/03/2026	20.6	0.484774	24.45		75,063,239
99	EGB69611S899	Capital For Securitization The Second Issuance - Fourth Program Tranche W January 2027 V.R	EGP	27/05/2024	27/06/2024		31/01/2027	Variable Rate , Lending & Discount Rate +1.75%, paid monthly	22	30/03/2026	28	2.30137	100	24/02/2025	248,000,000
100	EGB697J1S398	Aman For Securitization The Second Issuance - Second Program Tranche B January 2027 V.R	EGP	29/12/2025	25/02/2026		31/01/2027	Variable Rate Lending Rate + 0.40 % Paid Monthly	2	30/03/2026	20.4	1.676712	100		265,000,000
101	EGB692C1S341	Egyptian Co. For Securitization The Eleventh Issue Tranche C February 2027	EGP	02/01/2022	10/02/2022	10/03/2023	10/02/2027	Variable Rate overnight lending rate+0.45% paid Monthly	50	09/03/2026	21.45	0.955398	52.45		390,552,099
102	EGB692C1S432	Egyptian Co. For Securitization The Thirteenth Issuance Tranche B February 2027 V.R	EGP	29/12/2023	08/02/2024	10/03/2025	10/02/2027	Variable Rate , Overnight Lending rate + 0.60%, Paid monthly	26	09/03/2026	21.6	0.943035	52.53		628,209,264
103	EGB69611S1C1	Capital For Securitization The First Issuance - The Eleventh Program Tranche B February 2027 V.R	EGP	30/12/2024	06/03/2025	10/02/2026	10/02/2027	Variable Rate Lending Rate + 0.5 % Paid Monthly	13	09/03/2026	21.5	1.287363	72.09		402,790,000
104	EGB692R1S179	EL TAAMIR Securitization The Sixth Issue Tranche C March 2027	EGP	17/03/2022	26/04/2022	05/05/2023	05/03/2027	Variable Rate lending rate+0.60% paid Monthly	48	04/03/2026	20.6	0.888436	53.63		108,591,189
105	EGB69761S157	Global Corp Securitization The Fifth Issuance - First Program Tranche B March 2027 V.R	EGP	13/02/2024	28/04/2024	10/03/2026	10/03/2027	Variable Rate , Lending Rate + 0.60%, Paid monthly	9	09/03/2026	21.6	0.980097	56.17		215,674,512
106	EGB694K1S570	EFG Securitization The Second Issuance - Fifth Program Tranche B March 2027 F.R	EGP	01/10/2025	17/12/2025		31/03/2027	Fixed Rate 21.60 % Paid Monthly	4	30/03/2026	21.6	1.775342	100		328,770,000

#	ISIN	Bond Name	CR	Issue Date	Listing Date	Call Date	Maturity Date	Interest Rate	Last Coupon No.	Last Coupon Date	Last Coupon Rate %	Last Coupon Value	Issue Price	Last Trade Date	EGP Issue Size
107	EGB694Y1S285	Tawreeq Securitization The Sixth Issue Tranche C March 2027	EGP	09/03/2022	02/06/2022	31/05/2023	31/03/2027	Variable Rate lending rate+0.85% paid Monthly	48	30/03/2026	20.85	0.518695	29.29		54,716,000
108	EGB69611S2K2	Capital For Securitization The Fourth Issuance - Seventh Program Tranche C March 2027 F.R	EGP	01/10/2025	27/10/2025		31/03/2027	Fixed Rate 21.90 % Paid Monthly	6	30/03/2026	21.9	1.8	100		650,700,000
109	EGB69611S2P1	Capital For Securitization The Third Issuance - The Twelveth Program Tranche C March 2027 F.R	EGP	01/10/2025	27/10/2025		31/03/2027	Fixed Rate 21.90 % Paid Monthly	6	30/03/2026	21.9	1.8	100		740,000,000
110	EGB69611S0E9	Capital For Securitization The Second Issuance - Seventh Program Tranche W April 2027 V.R	EGP	26/08/2024	03/10/2024		07/04/2027	Variable Rate Lending Rate (corridor) + 1.75 % Paid Monthly	18	05/03/2026	26	1.994521	100		114,000,000
111	EGB69801S367	Al Ahly Securitization The First Issuance -The Sixth Program Tranche H April 2027 F.R	EGP	07/04/2025	02/06/2025		07/04/2027	Fixed Rate 23 % Paid Monthly	10	05/03/2026	23	1.764384	100		74,500,000
112	EGB694K1S596	EFG Securitization The Third Issuance - Fifth Program Tranche B April 2027 F.R	EGP	13/11/2025	21/01/2026		30/04/2027	Fixed Rate 21.50 % Paid Monthly	2	30/03/2026	21.5	1.767123	100		113,925,000
113	EGB697J1S349	Aman For Securitization The Third Issuance Tranche C April 2027 V.R	EGP	11/06/2025	28/07/2025		30/04/2027	Variable Rate Lending Rate (corridor) + 1 % Paid Monthly	9	30/03/2026	21	1.726027	100		136,500,000
114	EGB69801S409	Al Ahly Securitization The First Issuance - The Seventh Program Tranche D May 2027 F.R	EGP	16/06/2025	08/07/2025		07/05/2027	Fixed Rate 22.75 % Paid Monthly	9	05/03/2026	22.75	1.745205	100		15,000,000
115	EGB690R1S0F9	Sarwa Securitization The Forty-Fourth Issuance Tranche B May 2027 V.R	EGP	08/05/2024	27/06/2024	30/06/2025	30/05/2027	Variable Rate Lending Rate (corridor) + 1.25 % Paid Monthly	22	29/03/2026	25.5	0.17786	5.73	24/02/2025	31,175,318
116	EGB69611S0O8	Capital For Securitization The Third Issuance - Fourth Program Tranche W May 2027 V.R	EGP	30/10/2024	01/12/2024		31/05/2027	Variable Rate Lending Rate + 1.75 % Paid Monthly	17	30/03/2026	26	2.136986	100	24/02/2025	231,000,000
117	EGB69611S2A3	Capital For Securitization The Second Issuance - The Twelveth Program Tranche H June 2027 F.R	EGP	25/06/2025	04/08/2025		05/06/2027	Fixed Rate 21.40 % Paid Monthly	8	04/03/2026	21.4	1.641644	100		670,000,000
118	EGB697Q1S050	Aur Securitization The First Issuance-The First Program Tranche B June 2027 Variable Return	EGP	01/06/2023	26/07/2023	06/09/2025	06/06/2027	Variable Rate Lending rate +0.55%paid quarterly	11	05/03/2026	22.55	4.528832	69		378,130,000
119	EGB694Z1S060	Beltone Securitization The Second Issuance Tranche A June 2027 V.R	EGP	19/05/2025	07/07/2025		07/06/2027	Variable Rate Lending Rate + 0.50 % Paid Monthly	9	05/03/2026	21.5	1.343677	62.82		459,244,000
120	EGB695R1S093	A.T. Securitization The Third Issue Tranche C June 2027	EGP	31/05/2022	03/07/2022	07/08/2023	07/06/2027	Variable Rate lending rate+0.45% paid Monthly	45	05/03/2026	20.45	0.345434	15.74		99,177,000
121	EGB69611S1U3	Capital For Securitization The Third Issuance - Seventh Program Tranche H June 2027 F.R	EGP	05/06/2025	07/07/2025		07/06/2027	Fixed Rate 23.5 % Paid Monthly	9	05/03/2026	23.5	1.80274	100		70,000,000
122	EGB69801S433	Al Ahly Securitization The Second Issuance - Fifth Program Tranche C June 2027 V.R	EGP	17/12/2025	11/01/2026		07/06/2027	Variable Rate Lending Rate (corridor) + 0.30 % Paid Monthly	3	05/03/2026	21.3	1.633973	100		285,000,000

#	ISIN	Bond Name	CR	Issue Date	Listing Date	Call Date	Maturity Date	Interest Rate	Last Coupon No.	Last Coupon Date	Last Coupon Rate %	Last Coupon Value	Issue Price	Last Trade Date	EGP Issue Size
123	EGB692C1S242	Egyptian Co. For Securitization The Eighth Issue Tranche D June 2027	EGP	30/12/2019	10/06/2020	10/03/2021	10/06/2027	Variable Rate overnight lending rate+1.80% paid Monthly	69	09/03/2026	22.8	0.76768	45.28		82,620,291
124	EGB694K1S612	EFG Securitization The First Issuance - The Eighth Program Tranche B June 2027 F.R	EGP	17/12/2025	04/03/2026		30/06/2027	Fixed Rate 21.20 % Paid Monthly	1	30/03/2026	21.2	6.040548	100		238,972,500
125	EGB694Z1S094	Beltone Securitization The First Issuance - Second Program Tranche A July 2027 V.R	EGP	18/08/2025	23/09/2025		30/07/2027	Variable Rate Lending Rate (corridor) + 0.40 % Paid Monthly	7	29/03/2026	20.4	1.329797	73.29		403,807,000
126	EGB692C1S515	Egyptian Co. For Securitization The Third Issuance - Second Program Tranche C July 2027 F.R	EGP	29/12/2025	29/12/2025		31/07/2027	Fixed Rate 21.30 % Paid Monthly	2	30/03/2026	21.3	1.750685	100		200,000,000
127	EGB697Q1S035	Aur Securitization The First Issuance Tranche C August 2027 Variable Return Rate	EGP	02/04/2023	01/06/2023	07/05/2025	07/08/2027	Variable Rate lending rate+0.7% paid Monthly	34	05/03/2026	28.95	1.415751	77.27		145,273,398
128	EGB69761S231	Global Corp Securitization The First Issuance - Second Program Tranche A August 2027 V.R	EGP	28/08/2025	21/10/2025		25/08/2027	Variable Rate Lending Rate + 0.35 % Paid Monthly	6	24/03/2026	20.35	1.299326	79.32		705,926,033
129	EGB697J1S190	Aman For Securitization The Fifth Issuance - First Program Tranche D August 2027 V.R	EGP	17/09/2024	27/10/2024		31/08/2027	Variable Rate Corridor Rate + 1.25 % Paid Monthly	18	30/03/2026	25.5	2.09589	100		202,000,000
130	EGB69611S311	Capital For Securitization The Third Issuance - First Program Tranche C September 2027	EGP	02/01/2023	30/01/2023	05/03/2024	05/09/2027	Variable Rate Lending&Disco unt rate +0.60%paid monthly	38	04/03/2026	21.6	1.631553	95.82		521,250,000
131	EGB69611S1K4	Capital For Securitization The First Issuance - The Twelveth Program Tranche W September 2027 F.R	EGP	30/12/2024	06/03/2025		07/09/2027	Fixed Rate 23.75 % Paid Monthly	13	05/03/2026	23.75	1.821918	100		380,000,000
132	EGB69801S474	AI Ahly Securitization The Second Issuance - Sixth Program Tranche C September 2027 V.R	EGP	25/12/2025	05/02/2026		07/09/2027	Variable Rate Lending Rate (corridor) + 0.40 % Paid Monthly	2	05/03/2026	21.4	1.580274	100		233,000,000
133	EGB69761S181	Global Corp Securitization The Sixth Issuance - First Program Tranche B September 2027 V.R	EGP	08/08/2024	17/10/2024	10/10/2026	10/09/2027	Variable Rate Lending Rate + 0.6 % Paid Monthly	17	09/03/2026	21.6	1.592428	96.1		370,000,000
134	EGB69761S207	Global Corp Securitization The Second Issuance - Second Program Tranche A September 2027 V.R	EGP	28/08/2025	21/10/2025		15/09/2027	Variable Rate Lending Rate + 0.35 % Paid Monthly	5	12/03/2026	20.35	1.474522	77.77		805,680,912
135	EGB690R1S916	Sarwa Securitization The Thirty-Ninth Issuance Tranche C September 2027	EGP	13/11/2022	24/11/2022	30/11/2023	30/09/2027	Fixed Rate 16.10 % paid Monthly	41	29/03/2026	16.1	0.88989	67.26		160,742,069
136	EGB692R1S203	EL TAAMIR Securitization The Seventh Issue Tranche C September 2027	EGP	30/09/2022	17/11/2022	30/10/2023	30/09/2027	Variable Rate Lending&Disco unt rate+0.50% paid Semi Annually	7	30/03/2026	23.5	114.999518	696.84	01/08/2023	2,661,919,310
137	EGB69471S518	AL Rehab For Securitization The First Issuance - Second Program Tranche B September 2027 F.R	EGP	01/10/2024	21/11/2024		30/09/2027	Fixed Rate 24 % Paid SemiAnuualy	3	31/03/2026	24	11.967123	82.6		144,000,000
138	EGB69561S631	EFG Hermes Securitization The Fourth Issuance Tranche A September 2027 V.R	EGP	31/12/2024	17/03/2025	31/03/2025	30/09/2027	Variable Rate Lending Rate + 1.25 % Paid SemiAnuualy	3	30/03/2026	24.25	12.091781	100		62,500,000

#	ISIN	Bond Name	CR	Issue Date	Listing Date	Call Date	Maturity Date	Interest Rate	Last Coupon No.	Last Coupon Date	Last Coupon Rate %	Last Coupon Value	Issue Price	Last Trade Date	EGP Issue Size
139	EGB69611S2L0	Capital For Securitization The Fourth Issuance - Seventh Program Tranche D September 2027 F.R	EGP	01/10/2025	27/10/2025		30/09/2027	Fixed Rate 21.65 % Paid Monthly	6	30/03/2026	21.65	1.779452	100		351,800,000
140	EGB69611S2Q9	Capital For Securitization The Third Issuance - The Twelveth Program Tranche D September 2027 F.R	EGP	01/10/2025	27/10/2025		30/09/2027	Fixed Rate 21.65 % Paid Monthly	6	30/03/2026	21.65	1.779452	100		633,000,000
141	EGB69611S3L8	Capital For Securitization The Second Issuance - Tenth Program Tranche C September 2027 F.R	EGP	29/12/2025	18/02/2026		30/09/2027	Fixed Rate 21.05 % Paid Monthly	2	30/03/2026	21.05	1.730137	100		113,000,000
142	EGB692R1S310	EL TAAMIR Securitization The First Issuance-The Second Program Tranche C October 2027 Variable Retur	EGP	18/05/2023	22/06/2023	03/07/2024	03/10/2027	Variable Rate Lending rate +0.60%paid Monthly	32	02/03/2026	21.6	1.656986	100		310,000,000
143	EGB692R1S401	EL TAAMIR Securitization The Second Issuance - Second Program Tranche A October 2027 V.R	EGP	02/09/2025	13/10/2025		03/10/2027	Variable Rate Lending Rate + 0.35 % Paid Monthly	5	02/03/2026	21.35	1.520306	90.19		517,225,000
144	EGB694Z1S045	Beltone Securitization The First Issuance Tranche B October 2027 V.R	EGP	21/10/2024	02/01/2025	07/01/2026	07/10/2027	Variable Rate Lending Rate + 0.75 % Paid Monthly	5	06/01/2026	22.75	5.72939	88.29		834,357,000
145	EGB69761S066	Global Corp Securitization The Second Issue-First Program Tranche C October 2027	EGP	02/10/2022	17/11/2022	07/12/2023	07/10/2027	Variable Rate Lending&Disco unt rate+0.45% paid Monthly	40	05/03/2026	21.45	0.770388	45.97		222,510,213
146	EGB69561S284	EFG Hermes Securitization The First Issuance -The Sixth Program Tranche B October 2027 Variable Retu	EGP	03/11/2022	22/01/2023	30/04/2023	31/10/2027	Variable Rate Lending rate +0.55%paid Semi-Annually	6	30/10/2025	26.55	13.529589	100		304,000,000
147	EGB69611S0G4	Capital For Securitization The Second Issuance - Sixth Program Tranche B October 2027 V.R	EGP	11/10/2024	21/11/2024	30/11/2025	31/10/2027	Variable Rate Lending Rate + 0.4 % Paid Monthly	17	30/03/2026	20.4	1.256482	63.67		225,308,289
148	EGB697J1S034	Aman For Securitization The First Issuance-The First Program Tranche C October 2027	EGP	05/02/2023	21/03/2023	28/02/2025	31/10/2027	Fixed Rate 18.70 % paid Monthly	37	30/03/2026	18.7	1.393584	79.9		81,500,000
149	EGB697J1S372	Aman For Securitization The First Issuance - Second Program Tranche C October 2027 F.R	EGP	30/10/2025	24/12/2025		31/10/2027	Fixed Rate 21.05 % Paid Monthly	4	30/03/2026	21.05	1.730137	100		191,000,000
150	EGB69781S262	Tamweel Securitization The First Issuance - Fourth Program Tranche B November 2027 V.R	EGP	02/12/2024	26/12/2024	03/12/2026	03/11/2027	Variable Rate Lending Rate + 0.6 % Paid Monthly	15	02/03/2026	21.6	1.656986	100		345,500,000
151	EGB69761S132	Global Corp Securitization The Fourth Issuance - First Program Tranche C November 2027 Variable Retu	EGP	30/08/2023	08/10/2023	07/10/2024	07/11/2027	Variable Rate lending rate+0.60% paid Monthly	29	05/03/2026	21.6	1.656986	100		772,000,000
152	EGB697Q1S100	Aur Securitization The Second Issuance - First Program Tranche B November 2027 V.R	EGP	20/12/2023	01/02/2024	07/02/2026	07/11/2027	Variable Rate , Lending Rate + 1.375% , Paid quarterly	9	05/02/2026	22.375	5.82774	91.85		803,685,000
153	EGB69781S098	Tamweel Securitization The Second Issue-First Program Tranche C November 2027	EGP	02/10/2022	03/11/2022	10/12/2023	10/11/2027	Variable Rate lending rate+0.60% paid Monthly	41	09/03/2026	21.6	1.278066	68.32		286,800,000
154	EGB69471S435	AL Rehab For Securitization The Fourth Issue-First Program Tranche C November 2027	EGP	29/11/2021	10/03/2022	29/01/2023	29/11/2027	Fixed Rate 10.25 % paid monthly	43	26/03/2026	10.25	0.057751	5.11		12,400,000

#	ISIN	Bond Name	CR	Issue Date	Listing Date	Call Date	Maturity Date	Interest Rate	Last Coupon No.	Last Coupon Date	Last Coupon Rate %	Last Coupon Value	Issue Price	Last Trade Date	EGP Issue Size
155	EGB69611S2X5	Capital For Securitization The Second Issuance - Ninth Program Tranche B November 2027 F.R	EGP	24/11/2025	24/12/2025		30/11/2027	Fixed Rate 21.05 % Paid Monthly	4	30/03/2026	21.05	1.730137	100		150,000,000
156	EGB69611S2T3	Capital For Securitization The First Issuance - The Fifteenth Program Tranche A December 2027 V.R	EGP	10/11/2025	03/12/2025		03/12/2027	Variable Rate Lending Rate + 0.35 % Paid Monthly	4	02/03/2026	21.35	1.52078	90.91		384,555,000
157	EGB69781S361	Tamweel Securitization The Second Issuance - Fourth Program Tranche A December 2027 V.R	EGP	10/12/2025	31/12/2025		07/12/2027	Variable Rate Lending Rate + 0.35 % Paid Monthly	3	05/03/2026	21.35	1.531425	92.6		613,000,000
158	EGB69801S441	Al Ahly Securitization The Second Issuance - Fifth Program Tranche D December 2027 V.R	EGP	17/12/2025	11/01/2026		07/12/2027	Variable Rate Lending Rate (corridor) + 0.50 % Paid Monthly	3	05/03/2026	21.5	1.649315	100		70,000,000
159	EGB692C1S317	Egyptian Co. For Securitization The Tenth Issue Tranche D December 2027	EGP	31/12/2020	17/06/2021	10/03/2022	12/12/2027	Variable Rate overnight lending rate+0.80% paid Monthly	62	09/03/2026	21.8	0.224008	8.12		13,202,276
160	EGB690R1S0I3	Sarwa Securitization The Forty-Fifth Issuance Tranche B December 2027 F.R	EGP	27/12/2024	23/01/2025		30/12/2027	Fixed Rate 23.25 % Paid Monthly	15	29/03/2026	23.25	0.79099	38.48		292,483,128
161	EGB69561S227	EFG Hermes Securitization The First Issuance - Third Program Tranche C December 2027 Fixed Return	EGP	30/12/2021	28/03/2022	28/02/2023	30/12/2027	Fixed Rate 10.25% paid monthly	42	29/03/2026	10.25	0.220148	25.17		35,538,500
162	EGB69561S623	EFG Hermes Securitization The Third Issuance - Seventh Program Tranche B December 2027 V.R	EGP	30/12/2024	13/03/2025		31/12/2027	Variable Rate Lending Rate + 1 % Paid Monthly	13	30/03/2026	24.25	1.438	63.88		86,883,000
163	EGB69611S0T7	Capital For Securitization The Third Issuance - Sixth Program Tranche B December 2027 V.R	EGP	27/12/2024	03/02/2025	31/01/2026	31/12/2027	Variable Rate Lending Rate + 0.4 % Paid Monthly	15	30/03/2026	20.4	1.583948	85.64		487,950,216
164	EGB69611S3A1	Capital For Securitization The Fourth Issuance - The Twelfth Program Tranche B December 2027 F.R	EGP	25/12/2025	28/01/2026		31/12/2027	Fixed Rate 20 % Paid Monthly	3	30/03/2026	20	1.643836	100		1,675,000,000
165	EGB69781S247	Tamweel Securitization The First Issuance - Third Program Tranche C December 2027 F.R	EGP	27/12/2023	28/01/2024	28/02/2025	31/12/2027	Fixed Rate, 22.55%, Paid Monthly	27	30/03/2026	22.55	1.915205	100		155,300,000
166	EGB69781S320	Tamweel Securitization The Second Issuance - Third Program Tranche C December 2027 F.R	EGP	23/12/2024	19/01/2025	31/01/2026	31/12/2027	Fixed Rate 28.4 % Paid Monthly	15	30/03/2026	28.4	2.412055	100		235,700,000
167	EGB697J1S307	Aman For Securitization The Second Issuance Tranche D December 2027 F.R	EGP	01/01/2025	27/02/2025		31/12/2027	Fixed Rate 24 % Paid Monthly	14	30/03/2026	24	1.972603	100	10/03/2025	84,000,000
168	EGB697J1S406	Aman For Securitization The Second Issuance - Second Program Tranche C December 2027 V.R	EGP	29/12/2025	25/02/2026		31/12/2027	Variable Rate Lending Rate + 1.05 % Paid Monthly	2	30/03/2026	21.05	1.730137	100		156,000,000
169	EGB69761S108	Global Corp Securitization The Third Issuance-First Program Tranche C January 2028	EGP	02/01/2023	27/02/2023	05/04/2025	05/01/2028	Variable Rate Deposit & Lending rate +0.65%paid every 3 months	12	08/01/2026	22.65	6.08137	100		611,000,000
170	EGB69761S272	Global Corp Securitization The Third Issuance - Second Program Tranche A January 2028 V.R	EGP	30/12/2025	28/01/2026		05/01/2028	Variable Rate Lending Rate + 0.30 % Paid Monthly	2	04/03/2026	21.3	1.572621	96.16		1,248,108,586

#	ISIN	Bond Name	CR	Issue Date	Listing Date	Call Date	Maturity Date	Interest Rate	Last Coupon No.	Last Coupon Date	Last Coupon Rate %	Last Coupon Value	Issue Price	Last Trade Date	EGP Issue Size
171	EGB69801S177	Al Ahly Securitization The Second Issuance Tranche B January 2028 V.R	EGP	29/12/2023	11/03/2024		05/01/2028	Variable Rate , Lending Rate + 1.40%, Paid Quarterly	8	04/01/2026	24.65	5.211289	78.27		267,676,344
172	EGB695R1S127	A.T. Securitization The Fourth Issuance Tranche C January 2028 Variable Return	EGP	31/08/2023	02/10/2023	07/11/2024	07/01/2028	Variable Rate lending rate+0.55% paid Monthly	30	05/03/2026	21.55	1.559101	94.31		563,036,000
173	EGB695R1S143	A.T. Securitization The Fifth Issuance Tranche B January 2028 V.R	EGP	02/12/2024	09/01/2025	07/02/2027	07/01/2028	Variable Rate Lending Rate + 0.55 % Paid Monthly	13	05/03/2026	21.55	1.539907	93.15		458,297,000
174	EGB695R1S168	A.T. Securitization The First Issuance - The First Program Tranche A January 2028 V.R	EGP	08/12/2025	08/01/2026		07/01/2028	Variable Rate Lending Rate (corridor) + 0.30 % Paid Monthly	2	05/03/2026	21.3	1.529335	92.47		691,674,000
175	EGB697Q1S126	Aur Securitization The Third Issuance - First Program Tranche A January 2028 V.R	EGP	30/12/2025	08/02/2026		07/01/2028	Variable Rate Lending Rate + 0.35 % Paid Monthly	2	05/03/2026	20.35	1.508912	91.17		438,510,000
176	EGB69801S300	Al Ahly Securitization The Second Issuance - Third Program Tranche B January 2028 V.R	EGP	30/12/2024	20/02/2025	07/02/2027	07/01/2028	Variable Rate Lending Rate + 0.6 % Paid Monthly	3	06/01/2026	28.85	5.652603	100		302,000,000
177	EGB692C1S358	Egyptian Co. For Securitization The Eleventh Issue Tranche D January 2028	EGP	02/01/2022	10/02/2022	10/03/2023	10/01/2028	Variable Rate overnight lending rate+0.70% paid Monthly	50	09/03/2026	21.7	1.601644	100		202,400,000
178	EGB69611S3C7	Capital For Securitization The Second Issuance - The Eleventh Program Tranche B January 2028 V.R	EGP	31/12/2025	04/02/2026	10/02/2027	10/01/2028	Variable Rate Lending Rate + 0.30 % Paid Monthly	2	09/03/2026	21.3	1.633973	100		1,135,700,000
179	EGB69561S375	EFG Hermes Securitization The Second Issuance - Fourth Program Tranche C January 2028 Fixed Return	EGP	30/12/2022	16/03/2023	30/01/2026	30/01/2028	Fixed Rate 15.90% paid Monthly	30	30/03/2026	15.9	1.005089	73.21		263,468,000
180	EGB69801S037	Al Ahly Securitization The First Issuance - The First Program Tranche C February 2028 Variable Retur	EGP	12/06/2023	07/08/2023	05/08/2024	05/02/2028	Variable Rate Lending rate +0.70%paid monthly	32	04/03/2026	28.95	1.253902	68.97		190,357,624
181	EGB690R1S940	Sarwa Securitization The Forteith Issuance Tranche C February 2028	EGP	29/03/2023	26/04/2023	30/05/2024	29/02/2028	Fixed Rate 19 % paid Monthly	36	29/03/2026	19	0.83508	52.57		284,425,282
182	EGB69611S1V1	Capital For Securitization The Third Issuance - Seventh Program Tranche W March 2028 F.R	EGP	05/06/2025	07/07/2025		07/03/2028	Fixed Rate 23.75 % Paid Monthly	9	05/03/2026	23.75	1.821918	100		40,000,000
183	EGB69611S1D9	Capital For Securitization The First Issuance - The Eleventh Program Tranche C March 2028 V.R	EGP	30/12/2024	06/03/2025	10/02/2026	10/03/2028	Variable Rate Lending Rate + 0.6 % Paid Monthly	13	09/03/2026	21.6	1.383656	83.5		379,945,000
184	EGB694K1S349	EFG Securitization The Third Issuance - Third Program Tranche C March 2028 V.R	EGP	22/09/2023	23/11/2023	22/12/2024	22/03/2028	Variable Return Despost &Lending Rate +1.15% Paid every 3 months	8	12/03/2026	23.15	5.708219	100		531,300,000
185	EGB690R1S841	Sarwa Securitization The Thirty-Fifth Issue Tranche D March 2028	EGP	31/05/2021	04/08/2021	30/05/2022	31/03/2028	Fixed Rate 10.75% paid Monthly	51	29/03/2026	10.75	0.48713	52.89		103,664,289
186	EGB69561S433	EFG Hermes Securitization The Second Issuance - Fifth Program Tranche C March 2028 Fixed Return	EGP	01/03/2023	18/05/2023	31/05/2024	31/03/2028	Fixed Rate 18.50% paid monthly	34	30/03/2026	18.5	0.569647	32.04		81,304,500

#	ISIN	Bond Name	CR	Issue Date	Listing Date	Call Date	Maturity Date	Interest Rate	Last Coupon No.	Last Coupon Date	Last Coupon Rate %	Last Coupon Value	Issue Price	Last Trade Date	EGP Issue Size
187	EGB69611S1M0	Capital For Securitization The Fourth Issuance - Sixth Program Tranche B March 2028 V.R	EGP	27/03/2025	30/04/2025	30/04/2026	31/03/2028	Variable Rate Lending Rate + 0.40 % Paid Monthly	12	30/03/2026	20.4	1.732603	99.85		449,521,081
188	EGB69611S2B1	Capital For Securitization The Second Issuance - The Twelveth Program Tranche W May 2028 F.R	EGP	25/06/2025	04/08/2025		05/05/2028	Fixed Rate 21.60 % Paid Monthly	8	04/03/2026	21.6	1.656986	100		685,000,000
189	EGB69781S346	Tamweel Securitization The First Issuance - Fifth Program Tranche B May 2028 F.R	EGP	13/05/2025	29/05/2025		07/05/2028	Fixed Rate 23.75 % Paid Monthly	10	05/03/2026	23.75	1.767532	95.15		255,000,000
190	EGB692C1S440	Egyptian Co. For Securitization The Thirteenth Issuance Tranche C May 2028 V.R	EGP	29/12/2023	08/02/2024	10/03/2025	10/05/2028	Variable Rate , Overnight Lending rate + 0.7%, Paid monthly	26	09/03/2026	21.7	1.596727	99.69		1,303,984,651
191	EGB697Q1S068	Aur Securitization The First Issuance-The First Program Tranche C June 2028 Variable Return	EGP	01/06/2023	26/07/2023	06/09/2025	06/06/2028	Variable Rate Lending rate +0.70%paid quarterly	11	05/03/2026	22.7	5.659452	100		368,000,000
192	EGB694Z1S078	Beltone Securitization The Second Issuance Tranche B June 2028 V.R	EGP	19/05/2025	07/07/2025	07/07/2027	07/06/2028	Variable Rate Lending Rate + 0.60 % Paid Monthly	9	05/03/2026	21.6	1.633247	82.48		575,701,000
193	EGB69471S468	AL Rehab For Securitization The Fifth Issue-First Program Tranche C June 2028	EGP	29/06/2022	22/09/2022	29/10/2023	29/06/2028	Fixed Rate 13.75% paid Monthly	19	04/03/2026	13.75	0.866874	80.08	24/02/2025	480,500,000
194	EGB690R1S973	Sarwa Securitization The Forty-First Issuance Tranche C June 2028 Fixed Return	EGP	23/06/2023	26/07/2023	30/08/2024	30/06/2028	Fixed Rate 21% paid Monthly	33	29/03/2026	21	1.66849	93.62		502,731,489
195	EGB69561S268	EFG Hermes Securitization The Second Issuance - Third Program Tranche D July 2028 Fixed Return	EGP	21/07/2022	09/10/2022	21/09/2023	21/07/2028	Fixed Rate 13.35% paid monthly	35	19/03/2026	13.35	0.565087	54.25		97,997,000
196	EGB694Z1S102	Beltone Securitization The First Issuance - Second Program Tranche B July 2028 V.R	EGP	18/08/2025	23/09/2025	30/08/2027	30/07/2028	Variable Rate Lending Rate (corridor) + 0.50 % Paid Monthly	7	29/03/2026	20.5	1.633562	96.95		318,000,000
197	EGB692R1S344	EL TAAMIR Securitization The First Issuance - Third Program Tranche C July 2028 Variable Return	EGP	14/07/2023	07/09/2023	31/08/2024	31/07/2028	Variable Rate Lending rate +0.60%paid semi-annually	5	29/01/2026	25.6	129.753425	1,000		5,820,000,000
198	EGB69801S060	Al Ahly Securitization The First Issuance Tranche C August 2028 Variable Return	EGP	26/09/2023	02/11/2023	05/10/2026	05/08/2028	Variable Rate lending rate+1.30% paid monthly	10	04/02/2026	24.55	5.872877	100		383,000,000
199	EGB69611S808	Capital For Securitization The Fourth Issuance - First Program Tranche C August 2028 V.R	EGP	29/12/2023	29/02/2024	07/02/2025	07/08/2028	Variable Rate , Lending Rate + 0.8%, Paid Monthly	25	05/03/2026	21.8	1.672329	100		575,000,000
200	EGB69761S074	Global Corp Securitization The Second Issue-First Program Tranche D August 2028	EGP	02/10/2022	17/11/2022	07/12/2023	07/08/2028	Variable Rate Lending&Disco unt rate+0.50% paid Monthly	40	05/03/2026	21.5	1.456911	88.33		59,184,000
201	EGB69761S199	Global Corp Securitization The Sixth Issuance - First Program Tranche C August 2028 V.R	EGP	08/08/2024	17/10/2024	10/10/2026	10/08/2028	Variable Rate Lending Rate + 0.9 % Paid Monthly	17	09/03/2026	21.9	1.635789	97.37		185,000,000
202	EGB69761S249	Global Corp Securitization The First Issuance - Second Program Tranche B August 2028 V.R	EGP	28/08/2025	21/10/2025	25/09/2027	25/08/2028	Variable Rate Lending Rate + 0.45 % Paid Monthly	6	24/03/2026	20.45	1.442693	91.96		579,370,000
203	EGB69611S2F2	Capital For Securitization The Fifth Issuance - Sixth Program Tranche B August	EGP	01/09/2025	08/10/2025	26/10/2026	26/08/2028	Variable Rate Lending Rate + 0.4 % Paid	6	25/03/2026	20.4	1.560526	99.72		551,249,820

#	ISIN	Bond Name	CR	Issue Date	Listing Date	Call Date	Maturity Date	Interest Rate	Last Coupon No.	Last Coupon Date	Last Coupon Rate %	Last Coupon Value	Issue Price	Last Trade Date	EGP Issue Size
		2028 V.R						Monthly							
204	EGB697J1S208	Aman For Securitization The Fifth Issuance - First Program Tranche H August 2028 V.R	EGP	17/09/2024	27/10/2024		31/08/2028	Variable Rate Corridor Rate + 1.40 % Paid Monthly	18	30/03/2026	25.65	2.108219	100		175,000,000
205	EGB69801S151	Al Ahly Securitization The First Issuance - Third Program Tranche C September 2028 V.R	EGP	22/11/2023	22/01/2024	07/01/2026	07/09/2028	Variable Rate, Lending Rate +0.70%, Paid Monthly	11	05/03/2026	28.95	1.664658	100		476,000,000
206	EGB69761S165	Global Corp Securitization The Fifth Issuance - First Program Tranche C September 2028 V.R	EGP	13/02/2024	28/04/2024	10/03/2026	10/09/2028	Variable Rate , Lending Rate + 0.80%, Paid monthly	9	09/03/2026	21.8	1.585676	94.82		570,333,000
207	EGB69761S215	Global Corp Securitization The Second Issuance - Second Program Tranche B September 2028 V.R	EGP	28/08/2025	21/10/2025	15/10/2027	15/09/2028	Variable Rate Lending Rate + 0.45 % Paid Monthly	5	12/03/2026	20.45	1.568767	94.27		610,880,421
208	EGB694K1S216	EFG Securitization The Second Issuance - Third Program Tranche C September 2028 Variable Return	EGP	25/09/2022	22/11/2022	25/11/2023	25/09/2028	Variable Rate lending rate+0.6% paid Monthly	33	22/03/2026	20.6	0.325942	13.92		118,321,271
209	EGB690R1S0A0	Sarwa Securitization The Forty-Second Issuance Tranche C September 2028 Fixed Return	EGP	28/09/2023	26/10/2023	30/10/2024	30/09/2028	Fixed Rate 22 % paid Monthly	30	29/03/2026	22	1.74795	100		467,000,000
210	EGB69561S672	EFG Hermes Securitization The Fourth Issuance - Seventh Program Tranche B September 2028 F.R	EGP	24/09/2025	17/12/2025		30/09/2028	Fixed Rate 21 % Paid Monthly	4	30/03/2026	21	1.726027	100		154,560,000
211	EGB69611S2M8	Capital For Securitization The Fourth Issuance - Seventh Program Tranche H September 2028 F.R	EGP	01/10/2025	27/10/2025		30/09/2028	Fixed Rate 21.40 % Paid Monthly	6	30/03/2026	21.4	1.758904	100		356,900,000
212	EGB69611S2R7	Capital For Securitization The Third Issuance - The Twelveth Program Tranche H September 2028 F.R	EGP	01/10/2025	27/10/2025		30/09/2028	Fixed Rate 21.40 % Paid Monthly	6	30/03/2026	21.4	1.758904	100		894,500,000
213	EGB692R1S419	EL TAAMIR Securitization The Second Issuance - Second Program Tranche B October 2028 V.R	EGP	02/09/2025	13/10/2025	03/11/2027	03/10/2028	Variable Rate Lending Rate + 0.45 % Paid Monthly	5	02/03/2026	21.45	1.587068	96.45		445,600,000
214	EGB694Z1S052	Beltone Securitization The First Issuance Tranche C October 2028 V.R	EGP	21/10/2024	02/01/2025	07/01/2026	07/10/2028	Variable Rate Lending Rate + 1 % Paid Monthly	5	06/01/2026	23	4.813796	82.14		184,000,000
215	EGB690R1S0L7	Sarwa Securitization The Forty-Sixth Issuance Tranche B October 2028 F.R	EGP	01/10/2025	03/11/2025	30/10/2026	30/10/2028	Fixed Rate 20.50 % Paid Monthly	6	29/03/2026	20.5	1.44741	87.06		578,937,797
216	EGB690R1S882	Sarwa Securitization The Thirty-Six Issue Tranche D October 2028	EGP	01/12/2021	20/01/2022	30/12/2022	30/10/2028	Fixed Rate 10.75% paid Monthly	44	29/03/2026	10.75	0.85411	100		136,000,000
217	EGB692R1S286	EL TAAMIR Securitization The First Issuance-The First Program Tranche W October 2028 Fixed Rate	EGP	07/03/2023	18/05/2023	31/05/2024	31/10/2028	Fixed Rate 18.20% paid Monthly	27	30/03/2026	18.2	1.49589	100		230,300,000
218	EGB69561S532	EFG Hermes Securitization The Second Issuance - Sixth Program Tranche B October 2028 V.R	EGP	31/10/2023	03/01/2024	30/04/2024	31/10/2028	Variable rate Lending Rate +1.35% Paid Semi-Annually	4	30/10/2025	27.35	13.93726	100		217,000,000
219	EGB69561S698	EFG Hermes Securitization The Fifth Issuance Tranche B October 2028 V.R	EGP	19/11/2025	24/12/2025	31/12/2026	31/10/2028	Variable Rate Lending Rate + 0.40 % Paid Monthly	4	30/03/2026	20.4	1.402128	83.62		1,677,511,600

#	ISIN	Bond Name	CR	Issue Date	Listing Date	Call Date	Maturity Date	Interest Rate	Last Coupon No.	Last Coupon Date	Last Coupon Rate %	Last Coupon Value	Issue Price	Last Trade Date	EGP Issue Size
220	EGB69611S246	Capital For Securitization The Second Issue-First Program Tranche D October 2028	EGP	02/01/2022	10/03/2022	28/02/2023	31/10/2028	Variable Rate lending rate+0.60% paid Monthly	51	30/03/2026	20.6	1.749589	100		152,300,000
221	EGB69781S270	Tamweel Securitization The First Issuance - Fourth Program Tranche C November 2028 V.R	EGP	02/12/2024	26/12/2024	03/12/2026	03/11/2028	Variable Rate Lending Rate + 0.7 % Paid Monthly	15	02/03/2026	21.7	1.664658	100		373,300,000
222	EGB69801S128	Al Ahly Securitization The First Issuance - Fourth Program Tranche C November 2028 V.R	EGP	02/11/2023	14/12/2023	05/01/2025	05/11/2028	Variable rate Lending Rate +0.70% Paid monthly	19	04/03/2026	28.95	1.664658	100		289,500,000
223	EGB697Q1S118	Aur Securitization The Second Issuance - First Program Tranche C November 2028 V.R	EGP	20/12/2023	01/02/2024	07/02/2026	07/11/2028	Variable Rate , Lending Rate + 1.50%, Paid quarterly	9	05/02/2026	22.5	5.858904	100		597,000,000
224	EGB690R1S0D4	Sarwa Securitization The Forty-Third Issuance Tranche C November 2028 V.R	EGP	27/12/2023	29/01/2024	30/01/2025	30/11/2028	Variable Rate , Lending Rate +1.75%, Paid Monthly	27	29/03/2026	21.75	1.72808	100		349,000,000
225	EGB692R1S385	EL TAAMIR Securitization The Second Issuance - Third Program Tranche C November 2028 V.R	EGP	28/11/2023	31/12/2023	31/12/2024	30/11/2028	Variable rate Lending Rate +0.60% Paid Semi-Annually	4	27/11/2025	25.6	127.649315	1,000		4,822,500,000
226	EGB69561S722	EFG Hermes Securitization The First Issuance - The Tenth Program Tranche B November 2028 F.R	EGP	10/11/2025	21/01/2026		30/11/2028	Fixed Rate 21 % Paid Monthly	1	30/03/2026	21	8.112329	100		207,460,000
227	EGB69611S2Y3	Capital For Securitization The Second Issuance - Ninth Program Tranche C November 2028 F.R	EGP	24/11/2025	24/12/2025		30/11/2028	Fixed Rate 20.80 % Paid Monthly	4	30/03/2026	20.8	1.709589	100		44,500,000
228	EGB69611S618	Capital For Securitization The First Issuance - Fifth Program Tranche C November 2028 F.R	EGP	06/12/2023	22/01/2024	28/02/2025	30/11/2028	Fixed Rate,22.25%, Paid Monthly	27	30/03/2026	22.25	1.889726	100		274,400,000
229	EGB69611S2U1	Capital For Securitization The First Issuance - The Fifteenth Program Tranche B December 2028 V.R	EGP	10/11/2025	03/12/2025	03/12/2027	03/12/2028	Variable Rate Lending Rate + 0.45 % Paid Monthly	4	02/03/2026	21.45	1.645479	100		299,000,000
230	EGB695R1S150	A.T. Securitization The Fifth Issuance Tranche C December 2028 V.R	EGP	02/12/2024	09/01/2025	07/02/2027	07/12/2028	Variable Rate Lending Rate + 0.8 % Paid Monthly	13	05/03/2026	21.8	1.365775	81.67		282,575,000
231	EGB69781S379	Tamweel Securitization The Second Issuance - Fourth Program Tranche B December 2028 V.R	EGP	10/12/2025	31/12/2025	07/01/2028	07/12/2028	Variable Rate Lending Rate + 0.45 % Paid Monthly	3	05/03/2026	21.45	1.645479	100		425,000,000
232	EGB69781S429	Tamweel Securitization The Second Issuance - Fifth Program Tranche B December 2028 F.R	EGP	27/01/2026	18/02/2026		07/12/2028	Fixed Rate 20.75 % Paid Monthly	1	05/03/2026	20.75	2.217123	100		231,000,000
233	EGB692R1S443	EL TAAMIR Securitization The Eighth Issuance Tranche B December 2028 V.R	EGP	23/12/2025	11/03/2026	31/01/2027	31/12/2028	Variable Rate Lending Rate (corridor) + 0.30 % Paid SemiAnuualy					1,000		7,196,000,000
234	EGB69561S755	EFG Hermes Securitization The First Issuance - The Twelveth Program Tranche B December 2028 V.R	EGP	18/12/2025	18/02/2026	28/02/2027	31/12/2028	Variable Rate Lending Rate + 0.40 % Paid Monthly	2	30/03/2026	20.4	1.676712	100		449,905,000
235	EGB69611S3G8	Capital For Securitization The First Issuance - The Sixteenth Program Tranche B December 2028 F.R	EGP	31/12/2025	28/01/2026	31/01/2027	31/12/2028	Fixed Rate 20.50 % Paid Monthly	3	30/03/2026	20.5	1.741096	100		1,281,000,000
236	EGB69611S766	Capital For Securitization The First Issuance -The Sixth Program Tranche C	EGP	29/12/2023	22/02/2024	28/02/2025	31/12/2028	Variable Rate, Lending Rate + 0.8 % Paid	26	30/03/2026	20.8	1.657846	93.85		286,227,877

#	ISIN	Bond Name	CR	Issue Date	Listing Date	Call Date	Maturity Date	Interest Rate	Last Coupon No.	Last Coupon Date	Last Coupon Rate %	Last Coupon Value	Issue Price	Last Trade Date	EGP Issue Size
		December 2028 V.R						Monthly							
237	EGB697J1S414	Aman For Securitization The Second Issuance - Second Program Tranche D December 2028 V.R	EGP	29/12/2025	25/02/2026		31/12/2028	Variable Rate Lending Rate + 1.55 % Paid Monthly	2	30/03/2026	21.55	1.771233	100		57,000,000
238	EGB69761S280	Global Corp Securitization The Third Issuance - Second Program Tranche B January 2029 V.R	EGP	30/12/2025	28/01/2026	05/02/2028	05/01/2029	Variable Rate Lending Rate + 0.40 % Paid Monthly	2	04/03/2026	21.4	1.641644	100		732,000,000
239	EGB695R1S176	A.T. Securitization The First Issuance - The First Program Tranche B January 2029 V.R	EGP	08/12/2025	08/01/2026	07/02/2028	07/01/2029	Variable Rate Lending Rate (corridor) + 0.40 % Paid Monthly	2	05/03/2026	21.4	1.641644	100		556,000,000
240	EGB69781S197	Tamweel Securitization The Third Issuance - First Program Tranche C January 2029 V.R	EGP	20/12/2023	10/01/2024	07/02/2026	07/01/2029	Variable Rate Lending Rate +0.80%, Paid Monthly	27	05/03/2026	21.8	1.672329	94.25		639,000,000
241	EGB697Q1S134	Aur Securitization The Third Issuance - First Program Tranche B January 2029 V.R	EGP	30/12/2025	08/02/2026	07/02/2028	07/01/2029	Variable Rate Lending Rate + 0.45 % Paid Monthly	2	05/03/2026	20.45	1.645479	100		339,000,000
242	EGB69611S3D5	Capital For Securitization The Second Issuance - The Eleventh Program Tranche C January 2029 V.R	EGP	31/12/2025	04/02/2026	10/02/2027	10/01/2029	Variable Rate Lending Rate + 0.40 % Paid Monthly	2	09/03/2026	21.4	1.641644	100		956,800,000
243	EGB69611S1E7	Capital For Securitization The First Issuance - The Eleventh Program Tranche D March 2029 V.R	EGP	30/12/2024	06/03/2025	10/02/2026	10/03/2029	Variable Rate Lending Rate + 0.9 % Paid Monthly	13	09/03/2026	21.9	1.256232	74.78		281,755,000
244	EGB690R1S0G7	Sarwa Securitization The Forty-Fourth Issuance Tranche C April 2029 V.R	EGP	08/05/2024	27/06/2024	30/06/2025	30/04/2029	Variable Rate Lending Rate (corridor) +1.75 % Paid Monthly	22	29/03/2026	26	2.06575	100		224,000,000
245	EGB69781S353	Tamweel Securitization The First Issuance - Fifth Program Tranche C May 2029 F.R	EGP	13/05/2025	29/05/2025		07/05/2029	Fixed Rate 23.5 % Paid Monthly	10	05/03/2026	23.5	1.80274	100		112,000,000
246	EGB692C1S457	Egyptian Co. For Securitization The Thirteenth Issuance Tranche D June 2029 V.R	EGP	29/12/2023	08/02/2024	10/03/2025	10/06/2029	Variable Rate , Overnight Lending rate + 0.8%, Paid monthly	26	09/03/2026	21.8	1.609315	100		281,000,000
247	EGB694K1S141	EFG Securitization The First Issuance - Fourth Program Tranche D June 2029 Variable Return	EGP	20/06/2022	14/09/2022	20/07/2024	20/06/2029	Variable Rate lending rate+0.70% paid Monthly	36	19/03/2026	20.7	0.754463	45.13		104,319,082
248	EGB694K1S182	EFG Securitization The First Issuance - Fourth Program Tranche E June 2029 Fixed Return	EGP	20/06/2022	14/09/2022	20/07/2024	20/06/2029	Fixed Rate 13.40% paid monthly	36	19/03/2026	13.4	0.707237	67.61		56,595,750
249	EGB692R1S393	EL TAAMIR Securitization The Second Issuance - Third Program Tranche D June 2029 V.R	EGP	28/11/2023	31/12/2023	31/12/2024	30/06/2029	Variable rate Lending Rate +0.80% Paid Semi-Annually	4	27/11/2025	25.8	128.646575	1,000		4,987,500,000
250	EGB69561S516	EFG Hermes Securitization The First Issuance - The Eighth ProgramTranche C June 2029 V.R	EGP	08/09/2023	07/12/2023	30/11/2024	30/06/2029	Variable Rate Lending Rate + 0.70 % Paid monthly	21	30/03/2026	20.7	1.70137	100		212,400,000
251	EGB69611S2V9	Capital For Securitization The First Issuance - The Fifteenth Program Tranche C July 2029 V.R	EGP	10/11/2025	03/12/2025	03/12/2027	03/07/2029	Variable Rate Lending Rate + 0.60 % Paid Monthly	4	02/03/2026	21.6	1.656986	100		82,000,000

#	ISIN	Bond Name	CR	Issue Date	Listing Date	Call Date	Maturity Date	Interest Rate	Last Coupon No.	Last Coupon Date	Last Coupon Rate %	Last Coupon Value	Issue Price	Last Trade Date	EGP Issue Size
252	EGB69801S318	Al Ahly Securitization The Second Issuance - Third Program Tranche C July 2029 V.R	EGP	30/12/2024	20/02/2025	07/02/2027	07/07/2029	Variable Rate Lending Rate + 0.9 % Paid Monthly	3	06/01/2026	29.15	5.728219	100		265,000,000
253	EGB694Z1S110	Beltone Securitization The First Issuance - Second Program Tranche C July 2029 V.R	EGP	18/08/2025	23/09/2025	30/08/2027	30/07/2029	Variable Rate Lending Rate (corridor) + 0.60 % Paid Monthly	7	29/03/2026	20.6	1.550869	91.6		218,000,000
254	EGB69471S492	AL Rehab For Securitization The Twelvth Issuance Tranche C July 2029 Variable Return	EGP	27/07/2023	19/10/2023	31/08/2026	31/07/2029	Variable Rate Lending&Disc rate+1.3% paid Monthly	17	30/03/2026	21.3	1.45271	77.08		136,150,000
255	EGB69561S573	EFG Hermes Securitization The Second Issuance - Second Program Tranche C August 2029 V.R	EGP	18/10/2023	31/12/2023		15/08/2029	Variable Rate Lending & Discount Rate +3%, Paid Monthly	20	12/03/2026	23	1.592147	90.24		63,210,000
256	EGB69761S256	Global Corp Securitization The First Issuance - Second Program Tranche C August 2029 V.R	EGP	28/08/2025	21/10/2025	25/09/2027	25/08/2029	Variable Rate Lending Rate + 0.55 % Paid Monthly	6	24/03/2026	20.55	1.449693	91.96		574,750,000
257	EGB697J1S216	Aman For Securitization The Fifth Issuance - First Program Tranche W August 2029 V.R	EGP	17/09/2024	27/10/2024		31/08/2029	Variable Rate Corridor Rate + 1.5 % Paid Monthly	18	30/03/2026	25.75	2.116438	100	24/02/2025	110,000,000
258	EGB692R1S427	EL TAAMIR Securitization The Second Issuance - Second Program Tranche C September 2029 V.R	EGP	02/09/2025	13/10/2025	03/11/2027	03/09/2029	Variable Rate Lending Rate + 0.55 % Paid Monthly	5	02/03/2026	21.55	1.527436	92.4		243,000,000
259	EGB692R1S211	EL TAAMIR Securitization The Seventh Issue Tranche D September 2029	EGP	30/09/2022	17/11/2022	30/10/2023	30/09/2029	Variable Rate Lending&Disco unt rate+0.70% paid Semi Annually	7	30/03/2026	23.7	118.175342	1,000	01/08/2023	6,600,000,000
260	EGB692R1S252	EL TAAMIR Securitization The First Issuance-The First Program Tranche C September 2029 Variable Rate	EGP	07/03/2023	18/05/2023	31/05/2024	30/09/2029	Variable Rate Lending rate +0.70%paid Monthly	27	30/03/2026	20.7	1.274939	74.94		160,040,879
261	EGB692R1S351	EL TAAMIR Securitization The First Issuance - Third Program Tranche D September 2029 Variable Return	EGP	14/07/2023	07/09/2023	31/08/2024	30/09/2029	Variable Rate Lending rate +0.80%paid semi-annually	5	29/01/2026	25.8	130.767123	1,000		1,410,000,000
262	EGB69471S526	AL Rehab For Securitization The First Issuance - Second Program Tranche C September 2029 F.R	EGP	01/10/2024	21/11/2024		30/09/2029	Fixed Rate 24 % Paid Monthly	3	31/03/2026	24	11.967123	100		507,860,000
263	EGB69561S649	EFG Hermes Securitization The Fourth Issuance Tranche B September 2029 V.R	EGP	31/12/2024	17/03/2025	31/03/2025	30/09/2029	Variable Rate Lending Rate + 1.5 % Paid SemiAnuualy	3	30/03/2026	24.5	12.216438	100		155,000,000
264	EGB69781S106	Tamweel Securitization The Second Issue-First Program Tranche D October 2029	EGP	02/10/2022	03/11/2022	10/12/2023	10/10/2029	Variable Rate lending rate+0.70% paid Monthly	41	09/03/2026	21.7	1.664658	96.56		280,800,000
265	EGB69561S292	EFG Hermes Securitization The First Issuance -The Sixth Program Tranche C October 2029 Variable Retu	EGP	03/11/2022	22/01/2023	30/04/2023	31/10/2029	Variable Rate Lending rate +0.65%paid Semi-Annually	6	30/10/2025	26.65	13.580548	100		400,000,000
266	EGB69611S0H2	Capital For Securitization The Second Issuance - Sixth Program Tranche C October 2029 V.R	EGP	11/10/2024	21/11/2024	30/11/2025	31/10/2029	Variable Rate Lending Rate + 0.55 % Paid Monthly	17	30/03/2026	20.55	1.571945	90.07		458,954,015
267	EGB697J1S315	Aman For Securitization The Second Issuance Tranche H October 2029	EGP	01/01/2025	27/02/2025		31/10/2029	Variable Rate Lending Rate (corridor) + 1.5	14	30/03/2026	24.75	2.034247	100		91,500,000

#	ISIN	Bond Name	CR	Issue Date	Listing Date	Call Date	Maturity Date	Interest Rate	Last Coupon No.	Last Coupon Date	Last Coupon Rate %	Last Coupon Value	Issue Price	Last Trade Date	EGP Issue Size
		V.R						% Paid Monthly							
268	EGB69781S288	Tamweel Securitization The First Issuance - Fourth Program Tranche D November 2029 V.R	EGP	02/12/2024	26/12/2024	03/12/2026	03/11/2029	Variable Rate Lending Rate + 0.8 % Paid Monthly	15	02/03/2026	21.8	1.672329	100		245,300,000
269	EGB694Z1S086	Beltone Securitization The Second Issuance Tranche C November 2029 V.R	EGP	19/05/2025	07/07/2025	07/07/2027	07/11/2029	Variable Rate Lending Rate + 0.90 % Paid Monthly	9	05/03/2026	21.9	1.54988	76.91		446,870,000
270	EGB69561S326	EFG Hermes Securitization The Third Issuance - Third Program Tranche C November 2029 Fixed Return	EGP	17/11/2022	07/02/2023	17/01/2024	17/11/2029	Fixed Rate 16.10 % paid Monthly	31	16/03/2026	16.1	1.056805	83.25		148,542,000
271	EGB690R1S0J1	Sarwa Securitization The Forty-Fifth Issuance Tranche C November 2029 F.R	EGP	27/12/2024	23/01/2025		30/11/2029	Fixed Rate 23.75 % Paid Monthly	15	29/03/2026	23.75	1.88699	100		210,000,000
272	EGB694K1S281	EFG Securitization The Second Issuance - Fourth Program Tranche W November 2029 Fixed Return	EGP	07/03/2023	07/05/2023	31/10/2024	30/11/2029	Fixed Rate 18.25 % paid Monthly	27	30/03/2026	18.25	1.309936	85.78		72,218,000
273	EGB69781S387	Tamweel Securitization The Second Issuance - Fourth Program Tranche C December 2029 V.R	EGP	10/12/2025	31/12/2025	07/01/2028	07/12/2029	Variable Rate Lending Rate + 0.55 % Paid Monthly	3	05/03/2026	21.55	1.653151	100		417,000,000
274	EGB69611S0U5	Capital For Securitization The Third Issuance - Sixth Program Tranche C December 2029 V.R	EGP	27/12/2024	03/02/2025	31/01/2026	31/12/2029	Variable Rate Lending Rate + 0.55 % Paid Monthly	15	30/03/2026	20.55	1.605274	91.89		564,458,934
275	EGB69761S298	Global Corp Securitization The Third Issuance - Second Program Tranche C January 2030 V.R	EGP	30/12/2025	28/01/2026	05/02/2028	05/01/2030	Variable Rate Lending Rate + 0.55 % Paid Monthly	2	04/03/2026	21.55	1.653151	100		445,000,000
276	EGB69781S437	Tamweel Securitization The Second Issuance - Fifth Program Tranche C January 2030 F.R	EGP	27/01/2026	18/02/2026		07/01/2030	Fixed Rate 20.25 % Paid Monthly	1	05/03/2026	20.25	2.163699	100		87,000,000
277	EGB69761S223	Global Corp Securitization The Second Issuance - Second Program Tranche C January 2030 V.R	EGP	28/08/2025	21/10/2025	15/10/2027	15/01/2030	Variable Rate Lending Rate + 0.60 % Paid Monthly	5	12/03/2026	20.6	1.580274	95.45		610,880,421
278	EGB69801S185	Al Ahly Securitization The Second Issuance Tranche C February 2030 V.R	EGP	29/12/2023	11/03/2024	05/03/2028	05/02/2030	Variable Rate , Lending Rate + 1.80%, Paid Monthly	8	04/01/2026	25.05	5.998904	100		426,000,000
279	EGB69561S409	EFG Hermes Securitization The Third Issuance Tranche C February 2030 Fixed Return	EGP	15/02/2023	11/05/2023	30/04/2024	28/02/2030	Fixed Rate 18.25% paid Monthly	28	30/03/2026	18.25	1.5	100		299,860,000
280	EGB694K1S257	EFG Securitization The Second Issuance - Fourth Program Tranche C March 2030 Variable Return	EGP	07/03/2023	07/05/2023	31/05/2024	31/03/2030	Variable Rate Lending rate +0.70%paid monthly	27	30/03/2026	20.7	1.236614	70.34		318,653,408
281	EGB69611S1N8	Capital For Securitization The Fourth Issuance - Sixth Program Tranche C March 2030 V.R	EGP	27/03/2025	30/04/2025	30/04/2026	31/03/2030	Variable Rate Lending Rate + 0.55 % Paid Monthly	12	30/03/2026	20.55	1.745342	99.94		597,157,615
282	EGB695R1S184	A.T. Securitization The First Issuance - The First Program Tranche C April 2030 V.R	EGP	08/12/2025	08/01/2026	07/02/2028	07/04/2030	Variable Rate Lending Rate (corridor) + 0.50 % Paid Monthly	2	05/03/2026	21.5	1.649315	100		545,000,000

#	ISIN	Bond Name	CR	Issue Date	Listing Date	Call Date	Maturity Date	Interest Rate	Last Coupon No.	Last Coupon Date	Last Coupon Rate %	Last Coupon Value	Issue Price	Last Trade Date	EGP Issue Size
283	EGB69611S774	Capital For Securitization The First Issuance -The Sixth Program Tranche D May 2030 V.R	EGP	29/12/2023	22/02/2024	28/02/2025	31/05/2030	Variable Rate, Lending Rate + 1.15 % Paid Monthly	26	30/03/2026	21.15	1.590957	88.57		122,224,503
284	EGB697Q1S142	Aur Securitization The Third Issuance - First Program Tranche C June 2030 V.R	EGP	30/12/2025	08/02/2026	07/02/2028	07/06/2030	Variable Rate Lending Rate + 0.55 % Paid Monthly	2	05/03/2026	20.55	1.653151	100		240,700,000
285	EGB692R1S450	EL TAAMIR Securitization The Eighth Issuance Tranche C June 2030 V.R	EGP	23/12/2025	11/03/2026	31/01/2027	30/06/2030	Variable Rate Lending Rate (corridor) + 0.45 % Paid SemiAnuualy					1,000		8,034,000,000
286	EGB69561S706	EFG Hermes Securitization The Fifth Issuance Tranche C June 2030 V.R	EGP	19/11/2025	24/12/2025	31/12/2026	30/06/2030	Variable Rate Lending Rate + 0.60 % Paid Monthly	4	30/03/2026	20.6	1.260861	74.47		768,267,300
287	EGB694Z1S128	Beltone Securitization The First Issuance - Second Program Tranche D July 2030 V.R	EGP	18/08/2025	23/09/2025	30/08/2027	30/07/2030	Variable Rate Lending Rate (corridor) + 0.70 % Paid Monthly	7	29/03/2026	20.7	1.491842	87.68		178,000,000
288	EGB69561S482	EFG Hermes Securitization The First Issuance - The Ninth Program Tranche C July 2030 Fixed Return	EGP	17/07/2023	01/10/2023	30/09/2024	30/07/2030	Fixed Rate 20.15% paid Monthly	23	30/03/2026	20.15	1.656164	100		285,862,500
289	EGB69611S3E3	Capital For Securitization The Second Issuance - The Eleventh Program Tranche D August 2030 V.R	EGP	31/12/2025	04/02/2026	10/02/2027	10/08/2030	Variable Rate Lending Rate + 0.50 % Paid Monthly	2	09/03/2026	21.5	1.649315	100		1,094,100,000
290	EGB69761S264	Global Corp Securitization The First Issuance - Second Program Tranche D August 2030 V.R	EGP	28/08/2025	21/10/2025	25/09/2027	25/08/2030	Variable Rate Lending Rate + 0.65 % Paid Monthly	6	24/03/2026	20.65	1.404073	88.63		394,425,000
291	EGB69611S2G0	Capital For Securitization The Fifth Issuance - Sixth Program Tranche C August 2030 V.R	EGP	01/09/2025	08/10/2025	26/10/2026	26/08/2030	Variable Rate Lending Rate + 0.55 % Paid Monthly	6	25/03/2026	20.55	1.571634	99.7		644,268,655
292	EGB690R1S0M5	Sarwa Securitization The Forty-Sixth Issuance Tranche C September 2030 F.R	EGP	01/10/2025	03/11/2025	30/10/2026	30/09/2030	Fixed Rate 20.30 % Paid Monthly	6	29/03/2026	20.3	1.61288	100		221,000,000
293	EGB69611S3H6	Capital For Securitization The First Issuance - The Sixteenth Program Tranche C September 2030 F.R	EGP	31/12/2025	28/01/2026	31/01/2027	30/09/2030	Fixed Rate 20 % Paid Monthly	3	30/03/2026	20	1.69863	100		314,760,000
294	EGB69561S540	EFG Hermes Securitization The Second Issuance - Sixth Program Tranche C October 2030 V.R	EGP	31/10/2023	03/01/2024	30/04/2024	31/10/2030	Variable rate Lending Rate +1.45% Paid Semi-Annually	4	30/10/2025	27.45	14.005926	100		395,500,000
295	EGB69781S205	Tamweel Securitization The Third Issuance - First Program Tranche D December 2030 V.R	EGP	20/12/2023	10/01/2024	07/02/2026	07/12/2030	Variable Rate Lending Rate +1.15%, Paid Monthly	27	05/03/2026	22.15	1.699178	100		319,000,000
296	EGB69781S395	Tamweel Securitization The Second Issuance - Fourth Program Tranche D December 2030 V.R	EGP	10/12/2025	31/12/2025	07/01/2028	07/12/2030	Variable Rate Lending Rate + 0.65 % Paid Monthly	3	05/03/2026	21.65	1.660822	100		342,000,000
297	EGB69561S607	EFG Hermes Securitization The Second Issuance - Ninth Program Tranche C December 2030 V.R	EGP	21/12/2023	22/02/2024	31/01/2027	31/12/2030	Variable Rate ,Lending & Discount Rate + 1.45%, Paid Monthly	18	30/03/2026	21.45	1.763014	100		214,710,000
298	EGB69561S763	EFG Hermes Securitization The First Issuance - The Twelveth Program Tranche C December 2030 V.R	EGP	18/12/2025	18/02/2026	28/02/2027	31/12/2030	Variable Rate Lending Rate + 0.55 % Paid Monthly	2	30/03/2026	20.55	1.689041	100		341,700,000

#	ISIN	Bond Name	CR	Issue Date	Listing Date	Call Date	Maturity Date	Interest Rate	Last Coupon No.	Last Coupon Date	Last Coupon Rate %	Last Coupon Value	Issue Price	Last Trade Date	EGP Issue Size
299	EGB69781S296	Tamweel Securitization The First Issuance - Fourth Program Tranche H February 2031 V.R	EGP	02/12/2024	26/12/2024	03/12/2026	03/02/2031	Variable Rate Lending Rate + 1.15 % Paid Monthly	15	02/03/2026	22.15	1.699178	100		200,600,000
300	EGB692R1S229	EL TAAMIR Securitization The Seventh Issue Tranche H May 2031	EGP	30/09/2022	17/11/2022	30/10/2023	30/05/2031	Variable Rate Lending&Discount rate+0.95% paid Semi Annually	7	30/03/2026	23.95	119.421918	1,000	01/08/2023	5,680,000,000
301	EGB69611S0I0	Capital For Securitization The Second Issuance - Sixth Program Tranche D July 2031 V.R	EGP	11/10/2024	21/11/2024	30/11/2025	31/07/2031	Variable Rate Lending Rate + 0.8 % Paid Monthly	17	30/03/2026	20.8	1.615171	91.43		446,493,642
302	EGB69561S656	EFG Hermes Securitization The Fourth Issuance Tranche C September 2031 V.R	EGP	31/12/2024	17/03/2025	31/03/2025	30/09/2031	Variable Rate Lending Rate + 1.75 % Paid SemiAnuualy	3	30/03/2026	24.75	12.341096	100		282,500,000
303	EGB69611S0V3	Capital For Securitization The Third Issuance - Sixth Program Tranche D September 2031 V.R	EGP	27/12/2024	03/02/2025	31/01/2026	30/09/2031	Variable Rate Lending Rate + 0.8 % Paid Monthly	15	30/03/2026	20.8	1.681464	95.18		398,258,773
304	EGB69561S730	EFG Hermes Securitization The First Issuance - The Tenth Program Tranche C November 2031 F.R	EGP	10/11/2025	21/01/2026		30/11/2031	Fixed Rate 20 % Paid Monthly	1	30/03/2026	20	7.726027	100		160,105,000
305	EGB69611S106	Capital For Securitization The Fourth Issuance - Sixth Program Tranche D December 2031 V.R	EGP	27/03/2025	30/04/2025	30/04/2026	31/12/2031	Variable Rate Lending Rate + 0.8 % Paid Monthly	12	30/03/2026	20.8	1.766575	99.98		458,279,609
306	EGB694K1S158	EFG Securitization The First Issuance - Fourth Program Tranche H January 2032 Variable Return	EGP	20/06/2022	14/09/2022	20/07/2024	20/01/2032	Variable Rate lending rate+1.15% paid Monthly	36	19/03/2026	21.15	1.331006	82.04		65,637,000
307	EGB69781S403	Tamweel Securitization The Second Issuance - Fourth Program Tranche H June 2032 V.R	EGP	10/12/2025	31/12/2025	07/01/2028	07/06/2032	Variable Rate Lending Rate + 0.75 % Paid Monthly	3	05/03/2026	21.75	1.668493	100		257,000,000
308	EGB69611S2H8	Capital For Securitization The Fifth Issuance - Sixth Program Tranche D June 2032 V.R	EGP	01/09/2025	08/10/2025	26/10/2026	26/06/2032	Variable Rate Lending Rate + 0.80 % Paid Monthly	6	25/03/2026	20.8	1.574296	98.66		184,367,133
309	EGB69561S771	EFG Hermes Securitization The First Issuance - The Twelveth Program Tranche D June 2032 V.R	EGP	18/12/2025	18/02/2026	28/02/2027	30/06/2032	Variable Rate Lending Rate + 0.80 % Paid Monthly	2	30/03/2026	20.8	1.709589	100		159,460,000
310	EGB69781S114	Tamweel Securitization The Second Issue-First Program Tranche H September 2032	EGP	02/10/2022	03/11/2022	10/12/2023	10/09/2032	Variable Rate lending rate+1.5% paid Monthly	41	09/03/2026	22.5	1.726027	100		67,200,000
311	EGB69781S213	Tamweel Securitization The Third Issuance - First Program Tranche H December 2032 V.R	EGP	20/12/2023	10/01/2024	07/02/2026	07/12/2032	Variable Rate Lending Rate +1.50%, Paid Monthly	27	05/03/2026	22.5	1.726027	100		123,200,000
<b>Total</b>															<b>150,952,906,796</b>



## Annex (9)

### OTC Orders

#	ISIN Code	ISIN	Currency	Paid Capital %	No. of Transactions	Volume Traded	Value Traded in EGP	Min Price	Max Price
1	EGS21451C017	Delta Construction & Rebuilding	EGP	100	22	14,838	739,050.30	30.05	51.00
2	EGS30301C013	Souhag National Food Industries	EGP	100	111	62,207	626,992.65	10.02	10.47
3	EGS30AJ1C016	International Dry Ice Company-Difco 2	EGP	100	49	7,716	72,819.92	8.01	10.40
4	EGS32131C012	Nile Cotton Ginning	EGP	100	31	1,029	63,885.75	51.61	80.00
5	EGS38311C014	Paint & Chemicals Industries (Pachin)	EGP	100	12	420	29,410.18	70.00	72.00
6	EGS38461C017	Advanced Pharmaceutical Packaging Co. (APP)	EGP	100	135	297,531	349,632.76	1.09	1.28
7	EGS3A0A1C016	Modern Shorouk Printing & Packaging	EGP	100	26	260	27,417.14	81.18	128.98
8	EGS3C181C012	Suez Cement	EGP	100	594	672,668	9,309,895.86	12.66	15.50
9	EGS3C251C013	Ezz Steel	EGP	100	123	5,919	834,642.49	141.00	144.00
10	EGS3C311C015	Torah Cement	EGP	100	290	83,623	5,640,554.17	60.11	70.20
11	EGS3D041C017	EL Ezz Aldekhela Steel - Alexandria	EGP	100	9	9	11,250.00	1,250.00	1,250.00
12	EGS3E071C013	Acrow Misr	EGP	100	98	4,814	463,953.24	73.00	110.00
13	EGS3H051C012	Alexandria Cement	EGP	100	139	67,603	981,418.47	13.50	16.20
14	EGS3J041C011	Modern Company for water proofing (Bitumode)	EGP	100	17	1,179	33,398.32	21.51	33.00
15	EGS47021C018	United Arab Shipping	EGP	100	145	2,453,497	1,054,998.32	0.40	0.45
16	EGS48271C018	Egypt - South Africa for Communication	EGP	100	167	6,080,807	623,334.20	0.09	0.12
17	EGS60171C013	National Bank Of Kuwait-Egypt- NBK	EGP	100	39	7,874	232,587.80	25.01	33.70

#	ISIN Code	ISIN	Currency	Paid Capital %	No. of Transactions	Volume Traded	Value Traded in EGP	Min Price	Max Price
18	EGS69071C016	The Holding Company for Financial Investments (Lakah Group)	EGP	100	579	2,211,597	7,727,839.02	3.25	3.70
19	EGS70011C019	Egyptian International Tourism Projects	EGP	100	71	25,226	214,176.17	6.35	10.70
20	EGS74081C018	Global Telecom Holding	EGP	100	60	45,374	90,545.84	1.93	2.27
<b>Total</b>					<b>2,717</b>	<b>12,044,191</b>	<b>29,127,802.60</b>		

## OTC Deals

#	ISIN Code	ISIN	Currency	Paid Capital %	No. of Transactions	Volume Traded	Value Traded in EGP
1	10823	( المصرية الكورية للصناعات النسيجية ) الواتكس	EGP	100	4	10,802	1,080,200.00
2	10914	تاور برستيچ للفنادق	EGP	100	2	100	10,000.00
3	11333	المستقبل للاستثمار والتنمية العقارية	EGP	100	3	8,000	800,000.00
4	11616	نايل سيتى للسياحة	EGP	100	2	2,000	200,000.00
5	12018	( بريجو للصناعات الغذائية ) بريجو	EGP	100	1	7,347	734,700.00
6	12132	مستشفى مبرة دسوق	EGP	100	1	1,000	10,000.00
7	12473	برج العرب الجديدة للاستثمار والتنمية العقارية	EGP	100	1	63,000	630,000.00
8	12490	الاخوة العرب للاسمدة و المستلزمات الزراعية	EGP	100	2	6,000	600,000.00
9	12590	Alexandria pediatric Center مركز الاسكندرية لطب الاطفال	EGP	100	4	900	90,000.00
10	12751	الجولف للفنادق	EGP	100	1	1,800	1,800,000.00
11	13485	المهندسون الاستشاريون العرب / محرم - باخوم	EGP	100	1	3,394	3,394,000.00
12	15222	بطل ديزاين للاثاث	EGP	100	4	100,000	10,000,000.00
13	15290	ساج للانشاء والتعمير	EGP	100	1	500	5,000.00
14	15314	( شمال الدلتا الزراعية ) الفا سيد	EGP	100	10	12,500	125,000.00
15	16979	لايف تورز	EGP	100	11	1,750	1,750,000.00
16	17772	المصرية لتجارة المصنوعات الخشبية	EGP	100	2	20,495	204,950.00
17	17960	مرمر للسياحة	EGP	100	5	100	100,000.00
18	18785	ام القرى للخدمات الطبية	EGP	100	1	2,000	20,000.00
19	18930	نايس تريب للسياحة و السفر	EGP	100	3	6,666	666,600.00
20	19421	الاخوة للاحاق المصريين للعمل بالخارج	EGP	100	5	266	266,000.00
21	19684	مستشفى الصفا	EGP	100	7	2,900	290,000.00

#	ISIN Code	ISIN	Currency	Paid Capital %	No. of Transactions	Volume Traded	Value Traded in EGP
22	19709	البدر لانتاج الورق	EGP	100	1	12,400	124,000.00
23	19804	هجر بوتا للشحن و التفريغ و التخزين	EGP	100	4	313	31,300.00
24	19897	المصرية الكندية للاستثمار الزراعى	EGP	100	9	4,153	415,300.00
25	20029	التوحيد للامن الغذائى	EGP	100	4	312	312,000.00
26	20499	(الشرقية لصناعة السكر)النوران	EGP	100	4	6,597,466	271,485,725.90
27	20837	FALLI TEX فالى تكس للغزل والنسيج	EGP	25	3	1,500,000	375,000.00
28	23545	ارض المستقبل للاستصلاح والاستثمار الزراعى	EGP	100	2	104,500	104,500.00
29	23987	حوتب للسياحه	EGP	100	9	1,973	1,973,000.00
30	25365	مصدر للانتاج الزراعى والحيوانى	EGP	100	9	56,668	566,680.00
31	2777	اسكندريه الهندسيه للسيارات	EGP	100	1	50	5,000.00
32	27849	MEDICAL ميديكال سيتى بارك للخدمات الطبيه CITY PARK FOR MEDIC	EGP	100	38	50,465	5,046,500.00
33	28174	SANCY سانسى لتصنيع الذهب والمجوهرات	EGP	25	1	1,060	26,500.00
34	28385	المناره للخدمات الطبيه-مستشفى الياسمين	EGP	100	13	3,232	323,200.00
35	28564	المصريين المتحدين للتنميه والاستثمار	EGP	40	3	3,750	15,000.00
36	28731	الامل لطب وجراحة العيون	EGP	100	1	12,000	120,000.00
37	29009	التكامل لادارة المشروعات	EGP	100	1	150	150,000.00
38	29025	الاتحاد لادارة المشروعات	EGP	100	1	150	150,000.00
39	2914	وول ستريت لتداول الا وراق الماليه	EGP	100	1	132,240	1,322,400.00
40	29415	ميلكا لمنتجات الالبان جولدن فالى	EGP	100	1	1,250	125,000.00
41	29750	ايجيبت لخدمات الغاز والزيث ايجوسكو	EGP	100	1	1,546	154,600.00
42	29946	المصرية للانشاءات والصيانة الكهربائيه	EGP	100	6	10,000	1,000,000.00
43	30803	دو كابيتال للاستثمارات الماليه	EGP	65	1	780,000	5,070,000.00
44	31214	انجاز للطاقة المتجددة ENGAZ	EGP	100	3	50,000	25,000.00
45	313	النيل للتقاوى	EGP	100	2	5,000	50,000.00
46	32094	غزال للتصوير والسينما	EGP	100	1	25	25,000.00
47	32323	موك بتروليوم ريسيكلينج للخدمات البترولية واعادة التدوير	EGP	100	3	1,300	1,300,000.00
48	32578	مدارس مصر للغات	EGP	100	1	49	4,900.00
49	33160	السويقات العربيه للمنشات السياحيه	EGP	100	5	10,000	1,000,000.00
50	33598	الاوربيه لاستخراج المعادن	EGP	100	1	1,000	100,000.00

#	ISIN Code	ISIN	Currency	Paid Capital %	No. of Transactions	Volume Traded	Value Traded in EGP
51	33823	مصر العالمية لصناعة السجاد اليدوى	EGP	100	1	100	10,000.00
52	33846	يوناييتد برازرز لتعبئة وتوريد السلع الغذائية	EGP	100	1	99,666	996,660.00
53	33946	اليكس فورت وورث للصناعة والتجارة.اسهم ممتازة	EGP	100	3	40,495	202,475.00
54	34138	الاتحاد بينى سويف لتجارة الادوية	EGP	100	18	453	113,250.00
55	34838	اندكا ايجيبب للصناعة	EGP	100	2	6,000	600,000.00
56	35114	ايليت للمقاولات ELITE FOR CONSTRUCTION	EGP	100	3	3,333	333,300.00
57	35141	سراى لصناعة الستائر SARAY	USD	100	3	46,000	2,408,619.80
58	35249	ايه تى اس للحلول التقنية المتطورة A T S FOR ADVANCED TECHNOL	EGP	25	6	206	51,500.00
59	35478	ايرليكييد مصر للمشروعات الهندسية	EGP	100	2	2	20.00
60	35844	ريد سى جرين سوليوشنز للطاقة الشمسية ومحطات المياه RED SEA GR	EGP	100	1	10,000	100,000.00
61	36681	المصريه الايطالية لانتاج الاسمدة العضوية ومشتقاتها ايجيتالى	EGP	100	1	20	20,000.00
62	36881	نيو فالكون جروب لادارة المطاعم	EGP	25	4	50	12,500.00
63	36956	الميد ترافيل ايجيبب	EGP	100	2	873	87,300.00
64	37130	النيل للمراكز الطبية المتخصصة	EGP	100	9	594	594,000.00
65	37186	المصرية العالمية للتعمير والتنمية العمرانية	EGP	100	5	21,403	2,140,300.00
66	37224	اجروجيت لاستصلاح الاراضى والتنمية الزراعية	EGP	100	2	900	90,000.00
67	37470	ليبرتى للاستثمار العقارى	EGP	100	1	89,500	895,000.00
68	37578	فيينا للفنادق والتنمية السياحية	EGP	63	1	3	18.75
69	37604	بالميرو للفنادق والمنتجعات السياحية PALMYRA FOR HOTELS & RESOR	EGP	100	3	1,025	1,025,000.00
70	37759	ازور للسياحة	EGP	100	2	1,462	146,200.00
71	37761	برونتو تورز	EGP	100	3	1,400	140,000.00
72	37894	توب سفن للبرمجيات TOP SEVEN	EGP	100	8	2,500	250,000.00
73	37954	اتحاد اطباء للخدمات الطبية	EGP	100	1	2,000	200,000.00
74	37955	اتحاد اطباء للخدمات الطبية	EGP	25	2	1,016	25,400.00
75	38019	مستشفى الواحة	EGP	25	3	650	162,500.00
76	38094	جريت شيلد كونستركشن GREAT SHIELD CONSTRUCTION	EGP	100	2	1,500,000	150,000,000.00
77	38102	مصر الامارات للتنمية السياحية والمقاولات	EGP	100	1	500	50,000.00
78	38124	ام تى اس الهندسية المتكاملة والتجارة والتوريدات	EGP	25	1	875	21,875.00

#	ISIN Code	ISIN	Currency	Paid Capital %	No. of Transactions	Volume Traded	Value Traded in EGP
79	38460	جلوبال ايجيبت اندستريز لصناعة الملابس والمنسوجات GLOBAL EGYPT	EGP	100	1	2,000	200,000.00
80	38465	- الاهرام للاستثمار السياحي والعقارى - تحت التصفية عيني	EGP	100	2	20,530	923,850.00
81	38466	الاهرام للاستثمار السياحي والعقارى - تحت التصفية نقدى -	EGP	100	16	200,921	9,041,445.00
82	38471	احلام البحر الاحمر للمشروعات السياحية	EGP	100	5	4,351	4,351,000.00
83	38489	فيوتشر فاميلى للتعليم	EGP	25	2	825	20,625.00
84	38492	اوتو فريش لخدمة السيارات	EGP	100	3	500	125,000.00
85	38509	الدلتا للصناعات النسيجية	EGP	100	4	1,883	188,300.00
86	38510	ربوع الفرازة لاستصلاح الاراضى	EGP	25	8	12,400	310,000.00
87	38511	FIN VEST فين فيست للاستشارات	EGP	100	3	8	80.00
88	38512	MEDIA APPLE ميديا ابل للدعاية والاعلان	EGP	100	2	10,000	10,000.00
89	38513	مينتا للتجارة والخدمات البترولية - ش م م منطقة حرة عامة	USD	100	4	1,000	5,199,200.00
90	38534	IT SUPPORTERS اى تى سبورترز للتجارة TRADING	EGP	100	2	600	150,000.00
91	38535	RAMSES PROY TRAVEL رمسيس بروى ترافيل	EGP	100	1	5	5,000.00
92	38536	مسك للاستثمار العقارى والسياحي والتكنولوجى	EGP	100	1	9,750	975,000.00
93	38537	F D T GROUP تكنولوجيا تنمية الحقول	EGP	25	4	1,875	46,875.00
94	38538	مستشفى الماسة	EGP	100	9	90	9,000.00
95	3855	El Masreyah River Docks	EGP	50	1	10,000	87,500.00
96	38560	اول سيزونز للاستثمار الزراعى	EGP	100	1	10,000	100,000.00
97	38561	GREAT SHIELD جريت شيلد كونستركشن CONSTRUCTION	EGP	25	2	250,000	6,250,000.00
98	38562	مركز الاهرام السياحي	EGP	100	3	223,100	234,255,000.00
99	38563	ابعاد للتجارة والمقاولات	EGP	100	6	6,249	62,490.00
100	38564	HULK SECURITY هالك لخدمات الامن والحراسة	EGP	100	7	70,917	709,170.00
101	38565	ALMA LINGERIE المى لانجرى للتجارة	EGP	50	1	16,500	825,000.00
102	38570	بلوبيرد للاستثمار العقارى والسياحي	EGP	25	1	11,475	2,868,750.00
103	38572	اف ام تى للاعمال الهندسية	EGP	100	1	1	1,000.00
104	38573	الصفوة للسياحة	EGP	100	1	3,668	183,400.00
105	38578	AZAD REALESTATE ازاد العقارية	EGP	100	1	500	50,000.00
106	4188	نيوكونكورد للتنمية السياحية	EGP	100	9	40,466	84,978,600.00

#	ISIN Code	ISIN	Currency	Paid Capital %	No. of Transactions	Volume Traded	Value Traded in EGP
107	4826	دلتا للصناعات الورقية_ دلتا بوكس	EGP	100	4	32,000	3,200,000.00
108	5462	كيميت توريدات معدات مطارات -مقاولات	EGP	100	2	1,376	688,000.00
109	6237	Backline Industrial Development	EGP	100	11	240,673	2,406,730.00
110	6265	تعمير وادى النيل الزراعية لاستصلاح و تعمير و تنمية الاراضي	EGP	100	8	342	3,420.00
111	7146	بروسيلاب للتكنولوجيا المتقدمة و الانظمة المتطورة	EGP	40	2	1,200	48,000.00
112	7417	ناسا للتنمية العقارية	EGP	100	5	2,968	296,800.00
113	7843	السويس للصناعات الحديدية	EGP	100	1	500	15,000.00
114	8112	(مركز الصفوة التخصصى للعيون (صفوه ليزر فيجين	EGP	100	1	22	22,000.00
115	8505	اكوا مارينا للاستثمارات السياحية و التنمية	EGP	100	4	11,700	11,700,000.00
116	8908	الاهلية للمستلزمات والمنتجات الزراعية	EGP	100	12	37,000	1,850,000.00
117	979	مشروعات التنميه	EGP	100	4	12,603	1,668,259.11
118	9898	مستشفى الحكمة بالمنصورة لطب وجراحة المخ والاعصاب والجراحات	EGP	100	1	30	30,000.00
119	9901	المصرية لمعدات البلاستيك - ايبكو	EGP	100	2	100	10,000.00
120	EGS01021C012	Egyptian Agricultural Seeds	EGP	100	5	10,000	100,000.00
121	EGS015H1C013	المصريه للبذور والزيوت والكيماويات القرمه	EGP	100	2	6,000	3,000,000.00
122	EGS022N1C016	الكنانة للتنمية الزراعية المتكاملة	EGP	100	1	7,500	750,000.00
123	EGS02881C018	جى ام اى فارمز لاستصلاح الاراضى والثروة الحيوانية GMI FARMS	EGP	100	6	16,459,000	1,645,900.00
124	EGS028L1C012	مجموعة سلتى للاستثمار	EGP	100	1	5,000,010	7,000,014.00
125	EGS07331C019	Al ? Ahly Group For Modern Agriculture	EGP	100	10	12,123,000	1,212,300.00
126	EGS075E1C013	جرين لاند جروب للتنمية الزراعية GREEN LAND GROUP	EGP	100	1	500	25,000.00
127	EGS07AU1C010	تراست لتجارة الاسمدة والمخصبات الزراعية	EGP	25	4	13,125	32,812.50
128	EGS07CV1C017	ديياج فالى للزراعة	EGP	25	1	200	500.00
129	EGS07D51C012	جرين اليانس للتطوير الزراعى GREEN ALIANCE FOR AGRICULTURAL D	EGP	100	6	1,000	1,000,000.00
130	EGS100I1C018	افاق للتعدين AFAQ MINING	EGP	100	2	36	2,250.00
131	EGS103P1C016	ابداع لمناجم الذهب EBDAA GOLD MINES	EGP	100	1	500	500,000.00
132	EGS219Q1C016	سارامى للاسكان والتعمير	EGP	100	2	3	300.00
133	EGS21IR1C019	تاونز اند سيز للاستثمار العقارى TOWNS AND SEAS FOR REAL EST	EGP	25	4	4,500	112,500.00
134	EGS220S1C011	الجيزة الجديدة للتنمية والتطوير العقارى-نيو جيزة NEW GIZA	EGP	100	1	5,000	250,000.00

#	ISIN Code	ISIN	Currency	Paid Capital %	No. of Transactions	Volume Traded	Value Traded in EGP
135	EGS23621C013	فايف بلدرز للمقاولات	EGP	100	2	274,500	2,745,000.00
136	EGS23GV1C013	اوربت للتنمية والتطوير العقاري	EGP	25	1	30,000	750,000.00
137	EGS23ON1C013	جولاند للمقاولات والتوريدات GO LAND	EGP	25	9	10,218	638,625.00
138	EGS30III1C019	كراون المتحدة لصناعة وتجارة المواد الغذائية	EGP	100	5	20,000	200,000.00
139	EGS30IP1C010	ركاز للصناعات الغذائية	EGP	25	4	25,000	625,000.00
140	EGS30L31C019	الكنانى جروب للصناعة والاستثمار	EGP	100	5	15,000	15,000,000.00
141	EGS30MN1C016	اس ام ايه لتصنيع المواد الغذائية	EGP	25	3	1,400	35,000.00
142	EGS326A1C014	النفيس لصناعة المنسوجات	EGP	100	3	30,800	3,080,000.00
143	EGS341Q1C017	ماس ايه اس للصناعات الخشبية MAS	EGP	100	1	200	20,000.00
144	EGS36541C018	صن باك لصناعه الكرتون	EGP	100	3	70	70,000.00
145	EGS372S1C017	فليكسوجرافيا للطباعة والتغليف	EGP	100	1	393,792	2,362,752.00
146	EGS372S1C025	فليكسو جرافيا للطباعة والتغليف	EGP	25	1	33,707	50,560.50
147	EGS382R1C016	الاوروبية المصرية للصناعات الدوائية - اسهم عادية	EGP	100	2	667,000	78,466,370.00
148	EGS382R1P026	الاوروبية المصرية للصناعات الدوائية - اسهم ممتازة	EGP	100	1	2,000	236,260.00
149	EGS382Y1C017	فاركو بى العالمية	EGP	100	1	109,522	110,048,800.82
150	EGS386I1C013	بيونير للصناعات الدوائية بيونير فارما PIONEER PHARMA PIONEER	EGP	100	5	43,000	430,000.00
151	EGS38DF1C019	فينيكس لاجهزة اطفاء الحريق PHOENIX FIRE FIGHTING APPARATUS	EGP	50	7	7,773	388,650.00
152	EGS38F31C014	العامريه للادوية والكيمواويات والاستثمارات	EGP	100	2	8,002,459	76,743,581.81
153	EGS38FH1C015	سيترو ايجيبت للصناعات الكيماوية CITRO EGYPT FOR CHEMICAL IND	EGP	25	5	450,000	37,800,000.00
154	EGS38GZ2C010	الفا لصناعة منتجات التجميل-منطقة حرة	USD	39	1	12,750	2,594,818.46
155	EGS3A0Y1C018	الامل الشريف للبلاستيك	EGP	100	4	5,697	690,000.00
156	EGS3A8O1C012	الديب جروب لصناعة البلاستيك ELDEIB GROUP	EGP	25	1	14,070,000	3,517,500.00
157	EGS3D5Z1C016	جرامز للمعادن الثمينة GRAMZ	EGP	25	2	56,000	7,000,000.00
158	EGS3E691C018	حداد جروب للصناعات المعدنية HADDAD GROUP FOR METAL INDUSTRIE	EGP	25	7	10,000	2,500,000.00
159	EGS3E701C015	هايدرو للصناعات المعدنية	EGP	25	6	4,860	1,215,000.00
160	EGS3F0G1C019	السويدى للانارة ساي	EGP	100	8	2,500	250,000.00
161	EGS3F0N1C010	المصريه الوطنيه للهيدروليك-هيدروليك مصر	EGP	100	1	3,500	350,000.00
162	EGS3G4Q1C011	العربية للتحكم والقوى ساي للصناعات الكهربائية	EGP	100	8	2,500	250,000.00
163	EGS3H251P010	الوطنية للصناعات الهندسية	EGP	100	2	59,940	6,593,400.00

#	ISIN Code	ISIN	Currency	Paid Capital %	No. of Transactions	Volume Traded	Value Traded in EGP
164	EGS3JBM1C016	اكسبريس اويل للصناعات بتروكيماوية EXPRESS OIL FOR PRTROCHEM	EGP	100	3	3,600,000	3,600,000.00
165	EGS3JF01C017	المصرية الصينية لالواح الالومنيوم - جود سينس ايجيبت	EGP	100	1	60	60,000.00
166	EGS3JPR1C015	البحر الاحمر الهندسية لتصنيع الموازين	EGP	100	4	16,000	1,600,000.00
167	EGS3JSJ1C012	الوكوت يونيفرسال لدهان رولات الالومنيوم ALUCOAT UNIVERSAL	EGP	25	10	2,550	637,500.00
168	EGS420F1C014	المتحدة لاعمال النقل والشحن - يوناييتد ترانس UNITED COMPANY F	EGP	100	2	3,789	227,340.00
169	EGS42651C017	ام ال اتش للملاحة والحاويات M.L.H FOR SHIPPING AND CONTAINER	EGP	100	1	1,485	148,500.00
170	EGS441X1C017	ام ال اتش ايجيبت للملاحة M.L.H EGYPT FOR SHIPPING	EGP	100	1	200	20,000.00
171	EGS443X1C015	نايل ميد للملاحة NILE MED FOR SHIPPING	EGP	25	1	200	5,000.00
172	EGS450N1C017	تراى ستار اير	EGP	100	1	98,000	9,800,000.00
173	EGS474R1C015	ترافيل سنتر للسياحة	EGP	100	1	59,597	595,970.00
174	EGS492U1C018	العربية للصناعة والتجارة الدولية	EGP	100	9	5,102	4,132,620.00
175	EGS501S1C011	ابو قير تريدينج للتجارة الدولية	EGP	100	1	493,333	6,600,795.54
176	EGS505F1C012	طرطوسية للهندسة والتجارة	EGP	100	1	203,840	20,384,000.00
177	EGS506X1C019	تراينجل للتجارة والهندسة	EGP	100	1	38,950	3,895,000.00
178	EGS509F1C018	MOTIVATION موتفيشن للتجارة	EGP	25	21	86,123	21,530.75
179	EGS51KL1C014	ثرى وان للتصدير وتأجير السيارات	EGP	100	5	250,000	250,000.00
180	EGS51LT1C015	جنيسس فارما للادوية والكيمائيات GENESIS PHARMA	EGP	100	3	25,000	250,000.00
181	EGS522H1C019	مينتا للتجارة والتوكيلات	EGP	100	4	39,900	3,990,000.00
182	EGS539A1C017	بولي تكنولوجي للتوريدات الكيماوية POLY TECHNOLOGY FOR CHEMICA	EGP	100	2	4,670	467,000.00
183	EGS540R1C015	A M FOODS ايه ام فودز	EGP	100	1	7,267	7,267,000.00
184	EGS54531C107	انما للاطعمة والمشروبات INMA FOOD AND BEVERAGE	EGP	25	4	1,800,000	4,500,000.00
185	EGS551R2C019	موبيس اوتو بارتز ميدل ايست ايجيبت منطقة موبيس اوتو بارتز MIDEL AUST AIGIPT AREA MOBIS AUTO PARTS	USD	100	1	1	5,238.01
186	EGS554C1C015	بركات مصر لتجارة وسائل النقل	EGP	100	2	2,000	2,000,000.00
187	EGS58191C015	بلو سكاى للفنادق العائمة والمطاعم	EGP	100	12	11,407	1,140,700.00
188	EGS596D1C014	سيركل للتنمية والاستثمار	EGP	100	1	400,000	40,000,000.00
189	EGS59731C017	الدولية لتجارة وتصنيع الصنفرة INTERNATIONAL ABRASIVES	EGP	100	7	29,223	2,922,300.00
190	EGS59MD1C014	مالتي سپيس انفستمنت للاستثمار التجارى MULTI SPACE INVESTMEN	EGP	25	1	1,500	93,750.00
191	EGS59ME1C013	دلرو التجارية DELRO TRADING	EGP	25	4	720	180,000.00

#	ISIN Code	ISIN	Currency	Paid Capital %	No. of Transactions	Volume Traded	Value Traded in EGP
192	EGS59091C016	جلومديكس للخدمات الطبية GLOWMEDICS	EGP	25	3	5,929	148,225.00
193	EGS59Q51C015	H.M.E for اتش ام اى فورميتال ريسيكلينج للتصدير metal recycl	EGP	100	2	13,000	130,000.00
194	EGS59WM1C011	PORT بورت تو دور للتصدير والتوكيلات التجارية TO DOOR	EGP	25	2	83,000	207,500.00
195	EGS5A2V1C014	DEEP WATER ديپ وواتر للتجارة والاستثمار FOR TRADING AND INVE	EGP	25	4	1,000	250,000.00
196	EGS5A4E1C013	الكردى وخرسان للتجارة	EGP	84	1	1,000	84,000.00
197	EGS5A5I1C018	شبل جروب للاستثمار	EGP	25	3	1,500	37,500.00
198	EGS611M1C014	معاك للتمويل الاستهلاكي	EGP	100	6	100,000	10,000,000.00
199	EGS611W1C012	منزل فين للتمويل الاستهلاكي والتمويل العقارى MNZL FIN	EGP	100	2	58,000	580,000.00
200	EGS63121C015	وثاق للتأمين التكافلى-مصر	EGP	100	2	2,084	20,840.00
201	EGS63122C021	وثاق للتأمين التكافلى-مصر	USD	100	2	2,799,999	52,147,414.06
202	EGS65D31C012	الحياة -نادى اوليمبيا سبورت	EGP	100	2	11,700	175,500.00
203	EGS65OW1C011	وادي الاعلامين للاستثمار العقارى	EGP	100	19	265	1,325.00
204	EGS65RF1C019	اولماس ايجيبيت للاستثمار والتطوير العقارى	EGP	25	1	700	8,750.00
205	EGS667B1C010	البركة للانشاء والتعمير	EGP	100	1	12,500	12,500,000.00
206	EGS66B21C015	النيل للتعيمير	EGP	100	1	70,340	15,566,242.00
207	EGS66IE1C010	THE ايديا فيردى للاستثمار العقارى - ذاووترواى WATER WAY	EGP	100	2	450	2,250.00
208	EGS67391C010	Nile City Investment	EGP	100	6	21	7,229.88
209	EGS676U1C016	وادي دجلة ايجيبرو القابضة للاستثمارات المالية	EGP	100	3	1,330	1,330,000.00
210	EGS68341C014	ميراج لتداول الاوراق المالية	EGP	100	1	12,500	12,500,000.00
211	EGS68431C013	كابيتال لتداول الاوراق المالية	EGP	100	3	93,091	9,309,100.00
212	EGS70141C014	Mena Tours	EGP	100	6	786,749	39,337,450.00
213	EGS705E1C011	المحروسة للبواخر العائمه	EGP	100	6	80,000	8,000,000.00
214	EGS70DU1C019	ازور للفنادق العائمة	EGP	100	1	7,118	711,800.00
215	EGS70IH7C026	الايد للاستثمار السياحى	EUR	100	1	21,807	39,357,734.14
216	EGS70L51C013	بلوسكاي لفنادق بحيرة السد	EGP	100	9	13,726	13,726,000.00
217	EGS70NQ1C013	فلاش تورز	EGP	100	1	500	50,000.00
218	EGS70W01C015	الفتتار للسياحة	EGP	100	8	105	105,000.00
219	EGS70YR1C027	اكوا للفنادق السياحية	EGP	25	1	968,750	9,687,500.00
220	EGS724A1C012	مركز الدرّة التخصصى للعيون	EGP	100	1	1,500	15,000.00

#	ISIN Code	ISIN	Currency	Paid Capital %	No. of Transactions	Volume Traded	Value Traded in EGP
221	EGS729G1C011	السويس لمشتقات الميثانول	EGP	100	21	7,646,176	15,659,089.70
222	EGS72BS1C013	مدرسة المنار الخاصة	EGP	100	5	284	284,000.00
223	EGS72FH1C011	الوطنية للاستثمارات السياحية جاردينو كافية	EGP	100	2	2	700.00
224	EGS72NR1C010	سى بى اس للخدمات التعليمية	EGP	25	1	125	3,125.00
225	EGS72TJ1C014	المستقبل للتعليم والخدمات التعليمية	EGP	100	3	115	115,000.00
226	EGS72WQ1C010	مدينة نصر لتطوير التعليم- المصرية للغات	EGP	100	2	4,750	4,750.00
227	EGS72WW1C012	الاتحاد العربى للخدمات التعليمية والسياحية ( والتصدير ) (ايسات	EGP	100	2	1,344	1,344,000.00
228	EGS730J1C015	بيفرلى هيلز لادارة المدن والمنتجعات	EGP	100	5	4,125	41,250.00
229	EGS736O1C012	سامبا للخدمات والتنمية السياحية	EGP	100	1	50	5,000.00
230	EGS73C51C016	DIAMOND دياموند سيرفس للصيانة والتوريدات SERVICE	EGP	25	2	1,040	26,000.00
231	EGS73CD1C018	المصرية العربية للاستثمار الزراعى	EGP	100	2	2,100	210,000.00
232	EGS73G21C010	LIGHT POWER لايت باور للطاقة	EGP	100	1	500	50,000.00
233	EGS73IT1C014	ونش للخدمات اللوجستية	EGP	100	2	1,500	150,000.00
234	EGS73IY1C017	الاسكندرية للانشاءات	EGP	100	2	884,055	88,405,500.00
235	EGS73QB1C014	بروكير للخدمات الطبية	EGP	25	19	340	85,000.00
236	EGS73QP1C018	مسعى العقارية ايجيبت	EGP	100	1	9,800	980,000.00
237	EGS73RK1C012	اكتوير لتطوير التعليم ؟ المصرية للغات 6	EGP	100	1	115,015	115,015.00
238	EGS74NH1C010	كليفر لتطوير الالكترونيات والمدفوعات الالكترونية KLIVVR FOR	EGP	100	1	3	30.00
239	EGS771F1C019	ZZ FITNESS زى فتنس للياقة البدنية	EGP	100	1	200	17,000.00
240	EGS77ZE1C016	TAURUS GYM توراس جيم للالعاب الرياضية	EGP	25	3	15,745	39,362.50
241	EGS790R1C012	مايا جروب للسياحة	EGP	100	1	7,385	738,500.00
242	EGS790U1C017	المركز العربى للصحافة	EGP	100	1	2,000	200,000.00
243	EGS791N1C015	دايفنج اوشن نيو بروجيكت للرياضيات المائية والتنمية السياحية	EGP	100	4	2,750	275,000.00
244	EGS7A2P1C018	الكرمة للمنتجعات العمرانية والسياحية	EGP	100	2	33,334	3,333,400.00
245	EGS7A3S1C014	بلو سكاى للفنادق العائمة	EGP	100	12	9,129	9,129,000.00
246	EGS7A8E1C015	تطوير مصر للتنمية السياحية	EGP	100	3	775,286	775,286.00
247	EGS7ADP1C016	ARADY اراضى مصر للتخطيط وادارة المشروعات MASR	EGP	25	2	125	3,125.00
248	EGS7B031C016	الزهد للحراسات	EGP	100	4	2,400	240,000.00

#	ISIN Code	ISIN	Currency	Paid Capital %	No. of Transactions	Volume Traded	Value Traded in EGP
249	EGS7C081C010	المستشفى الدولي الساحلى	EGP	100	8	8,250	825,000.00
250	EGS7C0E1C019	اليكس اى كير للخدمات الطبية	EGP	100	1	375	37,500.00
251	EGS7C0M1C019	سيريانا جروب للاستثمار والاعذية SYRIANA GROUP KANSAS كانسس	EGP	100	1	976	9,760.00
252	EGS7C7W1C010	HALAN FOR E- COMMERCE S.A.E حالا للتجارة الالكترونية	EGP	100	1	100	10,000.00
253	EGS7CB61C016	بالون ستار	EGP	100	2	1,975	1,975,000.00
254	EGS7CC11C019	المعمل ايه اس للتحاليل الطبية	EGP	100	2	4,010	3,258,125.00
255	EGS7CGF1C013	اسد الحق للامن والحراسة ونقل الاموال	EGP	100	3	875	87,500.00
256	EGS7CHN1C012	الاولى للمطاحن والمواد الغذائية	EGP	100	1	10,500	105,000.00
257	EGS7CKH1C015	- المصرية لتطوير المشروعات التعليمية والعقارية ايجى جاب	EGP	100	2	142,500	142,500.00
258	EGS7CPV1C012	اركان بالم للاستثمار العقارى	EGP	100	1	1,000	25,000.00
259	EGS7CSQ1C016	ALKAN FINANCE FOR FINANCIAL SE الكان فاينانس للخدمات المالية	EGP	100	1	75,000	1,706,250.00
260	EGS7CU91C013	العاصمة للتعليم المتميز	EGP	100	1	12,500	1,250,000.00
261	EGS7CUN1C015	PRIME SCAN AND LAB برايم لاشعة والتحليل	EGP	25	1	100	2,500.00
262	EGS7CWD1C015	SUPERVISION FOR EDUCATIONAL SERVIC الاشراف للخدمات التعليمية	EGP	100	5	34,000	3,400,000.00
263	EGS7CXT1C016	بريليانس فيرجينيا للحلول التعليمية	EGP	25	1	3,000	7,500.00
264	EGS7CZ91C012	TEMPO GROUP FOR MANAGING تيمبو جروب لادارة الكافيهات والمطاعم	EGP	25	5	25,000	62,500.00
265	EGS7D1O1C014	COUNSEL MASTERS FOR CONSULTION كونسل ماسترز للاستشارات	EGP	100	3	300	30,000.00
266	EGS7D7Z1C015	ماى جاس	EGP	100	1	1,000	5,000.00
267	EGS7DA41C026	الوطن جروب لاستصلاح واستزراع الاراضى	EGP	25	10	4,800,000	12,000,000.00
268	EGS7DDY1C012	F.Y.G امون للامن والحراسة	EGP	100	1	750	75,000.00
269	EGS7DFN1C013	زهرة المزارع لاستصلاح الاراضى والتنمية الزراعية	EGP	100	5	24,672	1,233,600.00
270	EGS7DL61C013	اجرو اوليف للتنمية الزراعية	EGP	100	4	5,900	59,000.00
271	EGS7DLG1C014	تطوير مصر لانشاء وتطوير المنشآت التعليمية	EGP	25	3	3,487,680	871,920.00
272	EGS7DLP1C013	SID- NEW OCTOBER السويدى للتنمية الصناعية اكتوبر الجديدة	EGP	100	2	249,998	249,998.00
273	EGS7DZ52C012	الاسكندرية لسلاسل الامداد	USD	25	1	300,000	39,339,225.00
274	EGS7F501C014	ATHLETIX FOR SPORTS INVESTMENT اثليتكس للاستثمار الرياضى	EGP	100	1	15	15,000.00
275	EGS7H0F1C025	بريسيا للتقنية المبتكرة لانظمة ومعدات التحكم الالى	EGP	25	2	1,000	250,000.00
<b>Total</b>					<b>978</b>	<b>101,689,023</b>	<b>1,749,052,979.22</b>