



EGX Monthly Report

01/04/2026-30/04/2026

 **The Egyptian Exchange**
البورصة المصرية

www.egx.com.eg



Table of Contents

Market Indices	1
Market Capitalization	2
Trading Aggregates	3
Investors' Trading Activity	4
Corporate Actions	7
Annex (1)	9
Annex (2)	10
Annex (3)	11
Annex (4)	12
Annex (5)	13
Annex (6)	14
Annex (7)	15
Annex (8)	16
Annex (9)	17



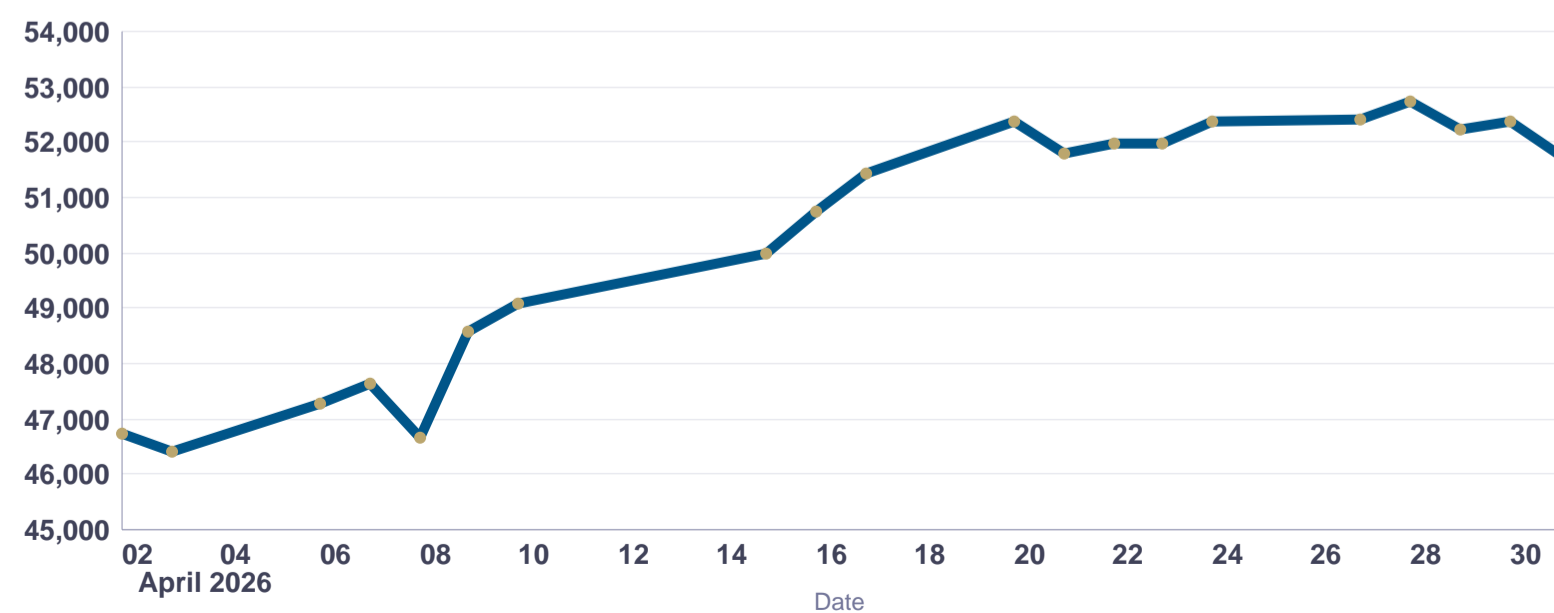
1. Market Indices

EGX 30 index closed at 51,760.97 points, recording an increase of 14.21%. EGX70 EWI index posted 11.92% gain concluding the period at 14,028.98 points, while EGX100 EWI index rose by 12.42% and concluded the period at 19,591.72 points.

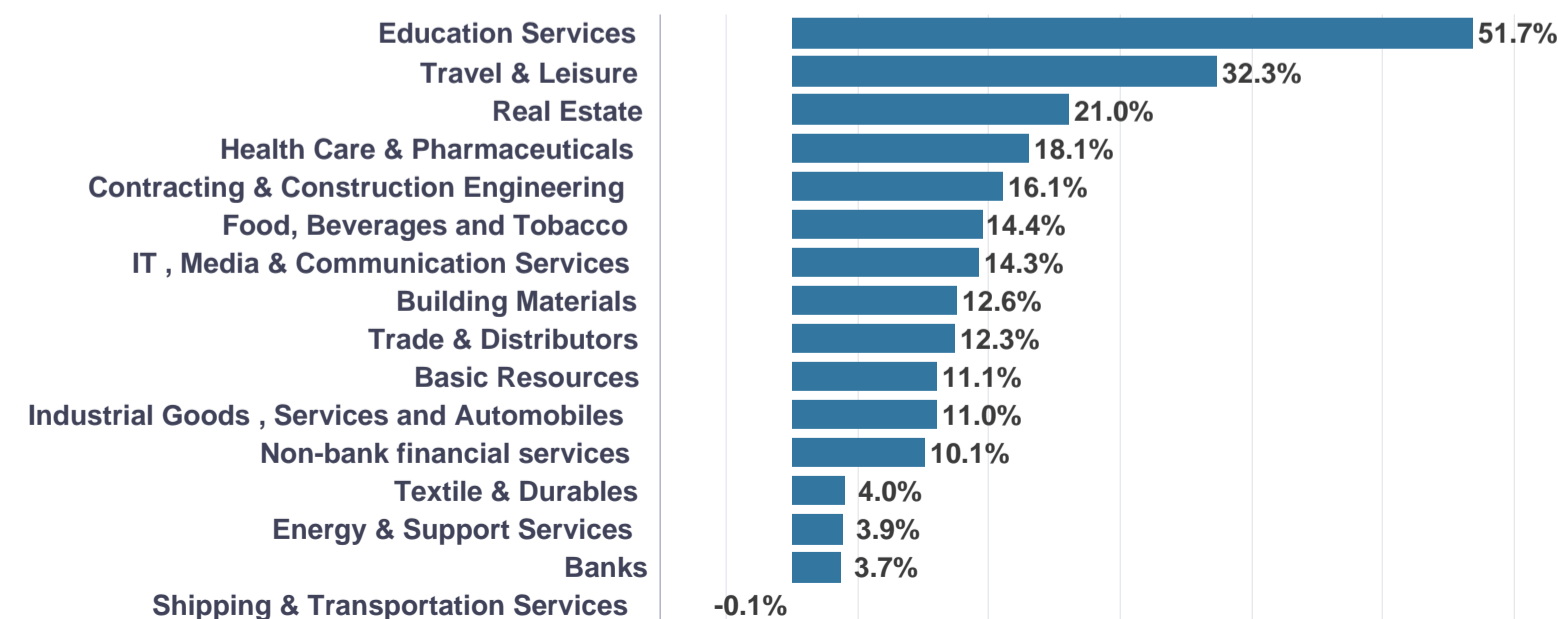
EGX 33 Shariah Index rose by 16.02% and concluded the period at 5,540.01 points . EGX 30 Capped rose by 14.96% and concluded at 63,298.55 points.

Index	Open	High	Low	Close	Change
EGX30 (EGP)	45,321.59	52,896.87	45,321.59	51,760.97	14.21% ▲
EGX70 EWI	12,535.17	14,106.88	12,531.28	14,028.98	11.92% ▲
EGX100 EWI	17,426.83	19,732.13	17,426.83	19,591.72	12.42% ▲
EGX 33 Shariah Index	4,775.08	5,596.71	4,775.08	5,540.01	16.02% ▲
EGX35-LV Index	5,240.75	5,812.70	5,240.75	5,758.92	9.89% ▲
EGX30 Capped	55,061.52	64,495.69	55,061.52	63,298.55	14.96% ▲
TAMAYUZ	24,836.27	26,359.47	24,398.90	25,561.10	2.92% ▲
EGX T Bonds	2,402.95			2,433.20	1.26% ▲

EGX 30 Index



Performance of sectoral indices





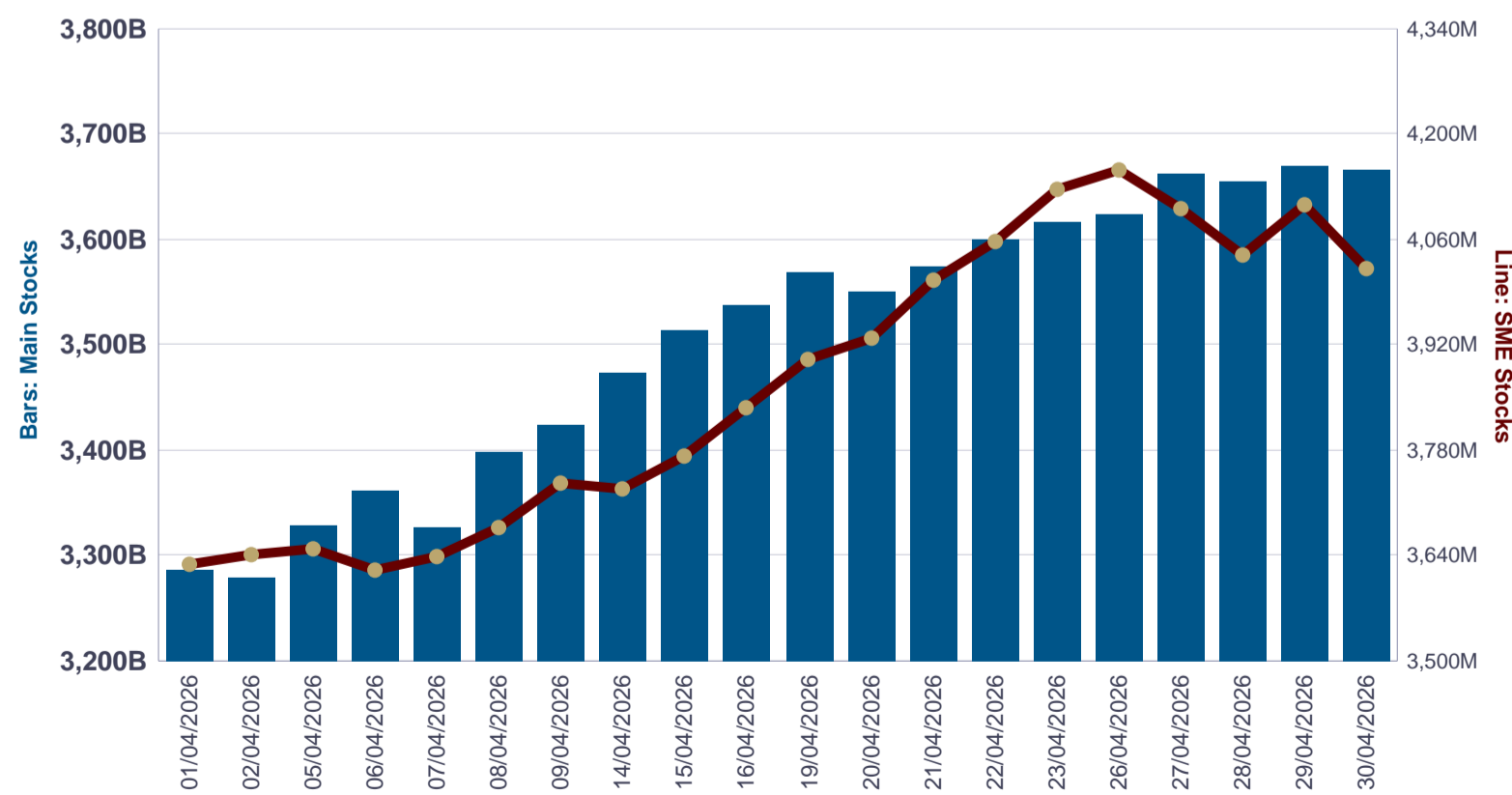
2. Market Capitalization

Total market capitalization reached EGP 3,668.3 billion at end of period, representing an increase of 13.4% over the period, as presented in the below table.

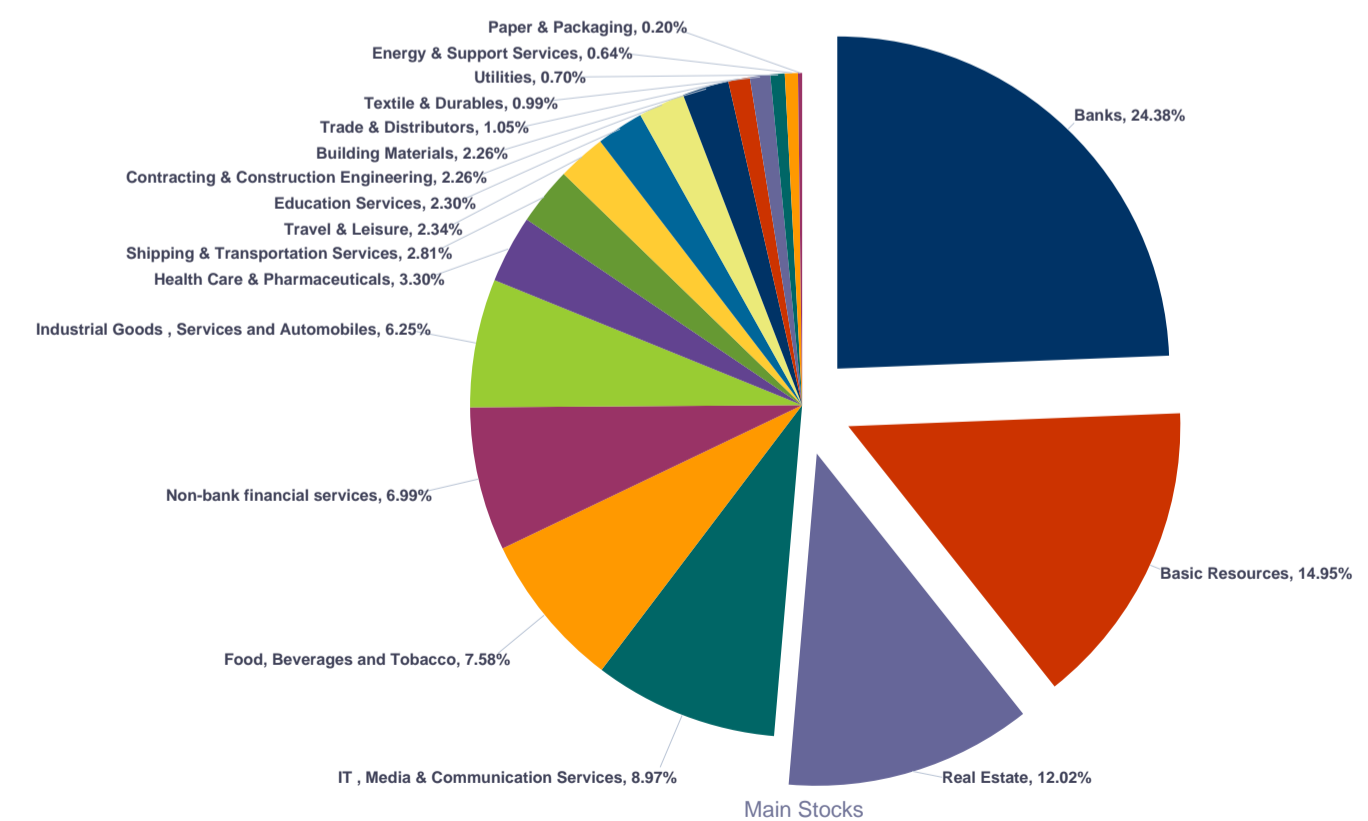
Market Capitalization in EGP Billion	Close	Open	% Change
Listed Stocks	3,668.3	3,234.9	13.4% ▲
- EGX 30 Stocks	1,954.6	1,714.5	14.0% ▲
- EGX 70 EWI Stocks	900.7	825.8	9.1% ▲
- EGX 100 EWI Stocks	2,855.2	2,540.3	12.4% ▲
SME Stocks	4.0	3.7	9.3% ▲

Paid Capitalization in EGP Billion	Close	Open	% Change
Listed Stocks	559.7	541.4	3.4% ▲
- EGX 30 Stocks	183.2	183.5	-0.2% ▼
- EGX 70 EWI Stocks	99.4	98.8	0.6% ▲
- EGX 100 EWI Stocks	282.6	282.3	0.1% ▲
SME Stocks	0.9	0.9	6.8% ▲

Market Capitalization in EGP



Market Capitalization by sector



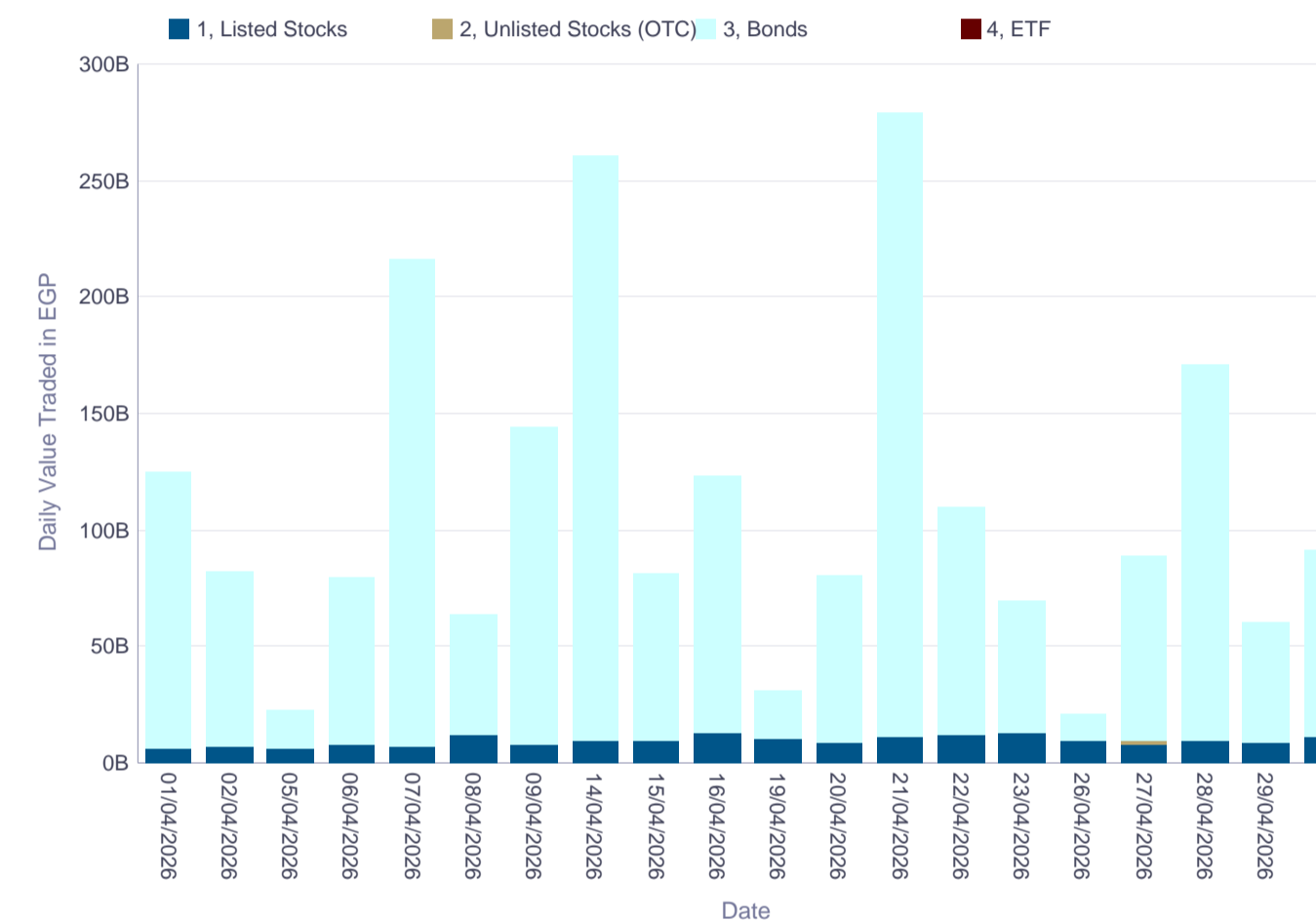


3. Trading Aggregates

The total value traded recorded EGP 2,439.1 billion, while the total volume traded reached 54,720 million securities executed over 4,014 thousand transactions this month.

For the last month, the total value traded recorded EGP 2,874.9 billion, while the total volume traded reached 31,862 million securities executed over 3,082 thousand transactions.

Stocks trading accounted for 8.41% of the total value traded of the main market, while the remaining 91.59% were captured by bonds - bills over the month.



Markets	2026-MAR			2026-APR		
	EGP Value	Trading Volume	# of Trades	EGP Value	Trading Volume	# of Trades
Listed Stocks incl. SME	133,308,230,697	31,344,393,002	3,060,091	185,797,633,996	53,772,976,909	3,991,471
Unlisted Stocks (OTC)	1,778,180,782	113,733,214	3,695	2,247,739,927	741,953,823	4,253
Bonds \ Bills	2,414,712,190,579	373,164,232	10,022	2,009,960,310,156	188,086,113	11,215
ETF	71,714,002	1,348,355	7,769	74,092,065	1,291,496	7,339
SME	824,999,866	426,696,849	71,076	1,134,890,170	644,306,540	81,474
Total	2,549,870,316,060	31,832,638,803	3,081,577	2,198,079,776,145	54,704,308,341	4,014,278

4. Investors' Trading Activity

Egyptians represented 87.4% of the value traded in listed stocks after excluding deals during the period. Foreigners accounted for 7.9%, while Arabs captured 4.7%. Foreigners were net sellers, with a net of EGP 218.3 million, and Arabs were net sellers, with a net of EGP 1,965.6 million, after excluding deals in listed stocks.

Since the beginning of the year Egyptians represented 85.5% of the value traded in listed stocks after excluding deals, Foreigners accounted for 9.5%, while Arabs captured 5.0%. Foreigners were net sellers by EGP 4,255.8 million, and Arabs were net sellers by EGP 6,122.8 million, after excluding deals in listed stocks during this year since started.

- Institutional Trades in Listed Stocks Including Deals

Institutions	Egyptians			Arabs			Foreigners		
	Buy	Sell	Net Buy	Buy	Sell	Net Buy	Buy	Sell	Net Buy
Banks	643.8	771.0	(127.2)	93.6	112.7	(19.1)	695.2	1,000.8	(305.6)
Companies	22,228.5	19,142.3	3,086.3	1,484.0	2,072.3	(588.2)	6,629.7	7,914.1	(1,284.4)
Funds	4,324.4	3,237.9	1,086.5	206.0	494.7	(288.8)	6,791.7	5,180.6	1,611.2
N/A	55.6		55.6				50.8	88.3	(37.5)
Others	996.8	2,996.2	(1,999.4)		9.3	(9.3)	123.0	48.0	75.0
Portfolio	4,555.2	3,494.1	1,061.0						
Total	32,804.4	29,641.6	3,162.8	1,783.6	2,689.0	(905.4)	14,290.5	14,231.7	58.7

Listed Stocks Excluding Deals

Nationalities	Institutions				Retail			
	Buy	Sell	Buy + Sell	Net Buy	Buy	Sell	Buy + Sell	Net Buy
Egyptians	32,788.0	29,481.2	62,269.1	3,306.8	130,476.6	131,599.5	262,076.1	(1,122.8)
Arabs	1,783.6	2,689.0	4,472.6	(905.4)	6,036.8	7,097.0	13,133.9	(1,060.2)
Foreigners	14,290.5	14,190.7	28,481.2	99.7	220.8	538.8	759.6	(318.0)
Total	48,862.0	46,360.9	95,222.9	2,501.1	136,734.3	139,235.3	275,969.6	(2,501.1)

Trading by Categories of Investors in EGP Million

Listed Stocks including Deals

Nationalities	Institutions				Retail			
	Buy	Sell	Buy + Sell	Net Buy	Buy	Sell	Buy + Sell	Net Buy
Egyptians	32,804.4	29,641.6	62,445.9	3,162.8	130,534.5	131,599.5	262,134.0	(1,065.0)
Arabs	1,783.6	2,689.0	4,472.6	(905.4)	6,164.0	7,097.0	13,261.0	(933.0)
Foreigners	14,290.5	14,231.7	28,522.2	58.7	220.8	538.8	759.6	(318.0)
Total	48,878.4	46,562.3	95,440.7	2,316.1	136,919.2	139,235.3	276,154.6	(2,316.1)

Bonds \ Bills

Nationalities	Institutions				Retail			
	Buy	Sell	Buy + Sell	Net Buy	Buy	Sell	Buy + Sell	Net Buy
Egyptians	1,439,346.1	1,571,014.1	3,010,360.2	(131,667.9)	8,636.7	903.9	9,540.6	7,732.9
Arabs	131,900.8	116,258.5	248,159.4	15,642.3	1,274.9		1,274.9	1,274.9
Foreigners	428,558.3	321,783.9	750,342.2	106,774.4	243.4		243.4	243.4
Total	1,999,805.3	2,009,056.5	4,008,861.8	(9,251.2)	10,155.0	903.9	11,058.9	9,251.2

OTC

Nationalities	Institutions				Retail			
	Buy	Sell	Buy + Sell	Net Buy	Buy	Sell	Buy + Sell	Net Buy
Egyptians	1,552.8	568.5	2,121.4	984.3	640.1	1,579.3	2,219.4	(939.2)
Arabs	0.1	8.7	8.8	(8.6)	9.3	89.4	98.8	(80.1)
Foreigners	44.7	0.1	44.8	44.6	0.7	1.7	2.4	(1.0)
Total	1,597.6	577.3	2,174.9	1,020.3	650.1	1,670.4	2,320.6	(1,020.3)

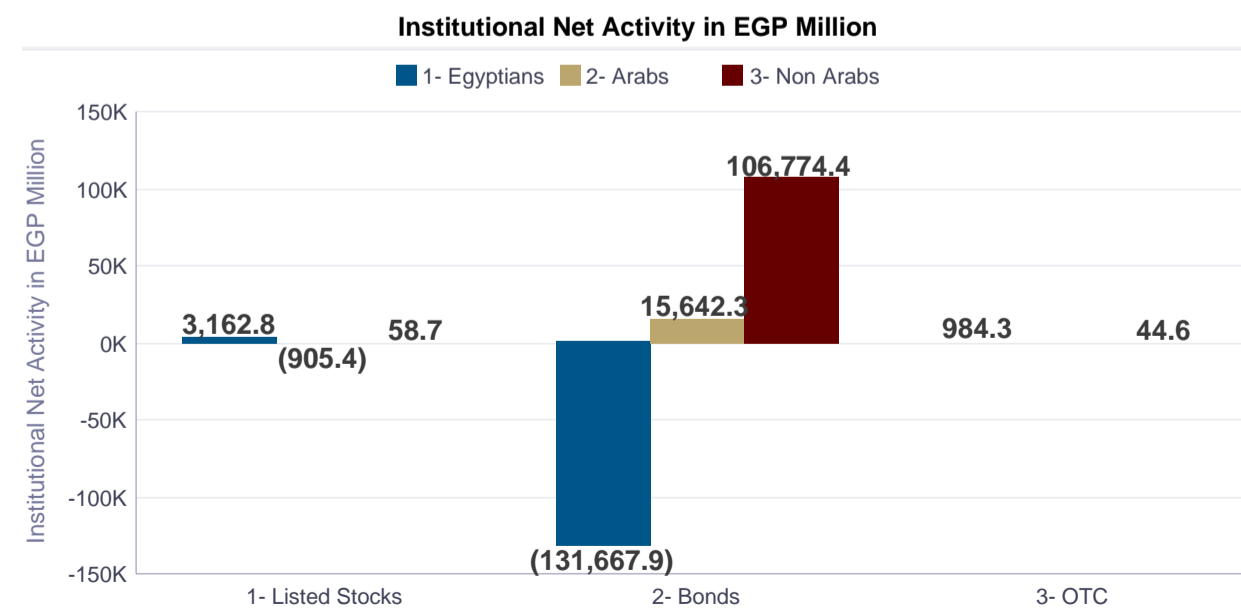
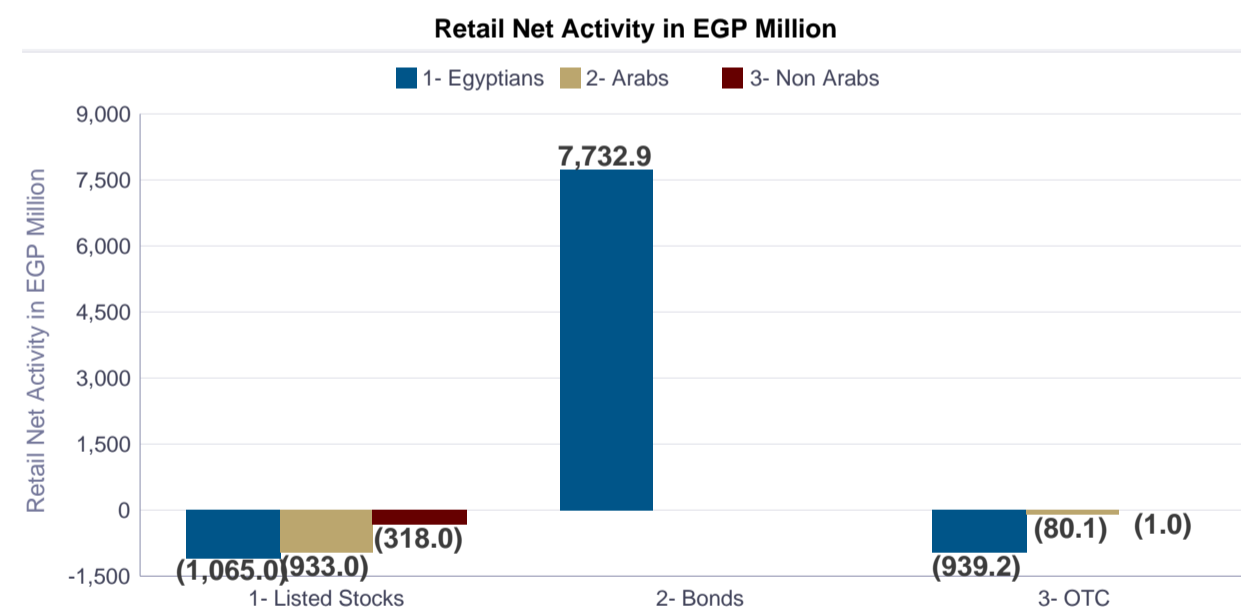
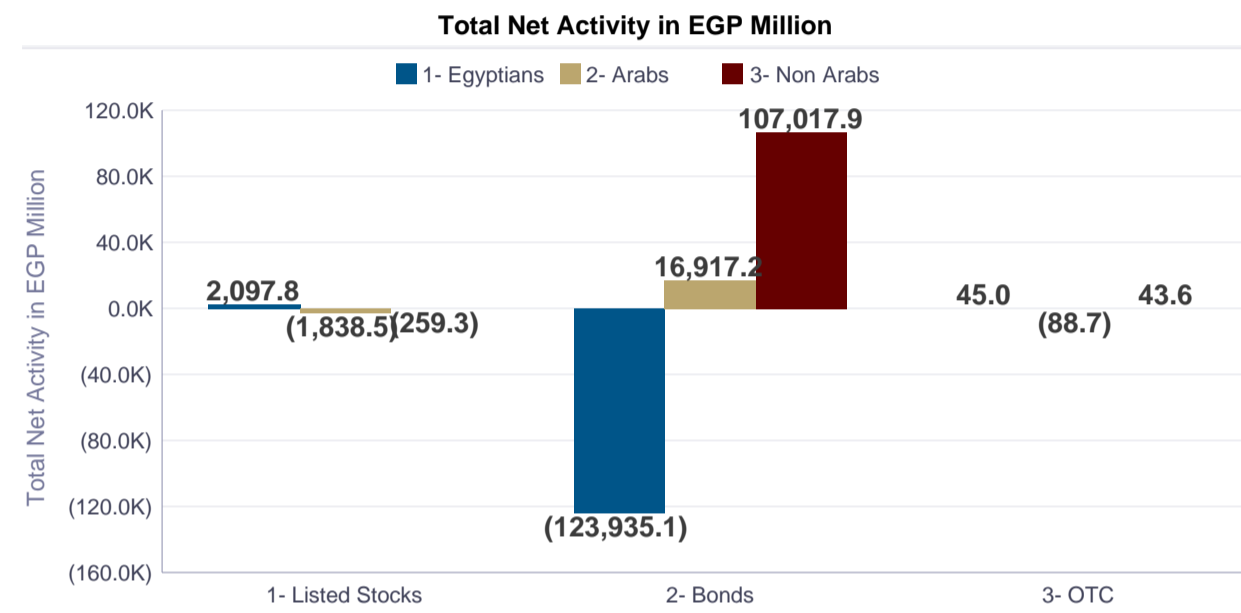
Listed Stocks incl. Deals + Bonds + Bills + OTC

Nationalities	Institutions				Retail			
	Buy	Sell	Buy + Sell	Net Buy	Buy	Sell	Buy + Sell	Net Buy
Egyptians	1,473,703.3	1,601,224.2	3,074,927.5	(127,520.8)	139,811.3	134,082.6	273,893.9	5,728.6
Arabs	133,684.5	118,956.2	252,640.7	14,728.3	7,448.2	7,186.5	14,634.7	261.7
Foreigners	442,893.5	336,015.7	778,909.2	106,877.8	464.9	540.5	1,005.4	(75.6)
Total	2,050,281.3	2,056,196.1	4,106,477.4	(5,914.8)	147,724.4	141,809.6	289,534.0	5,914.8



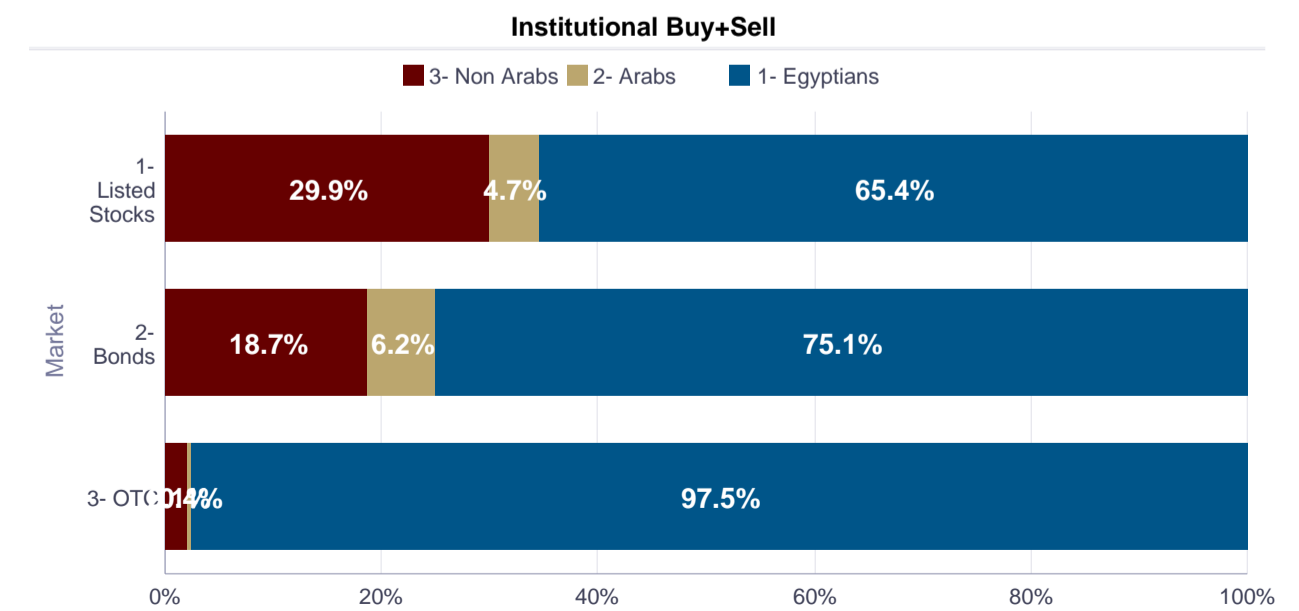
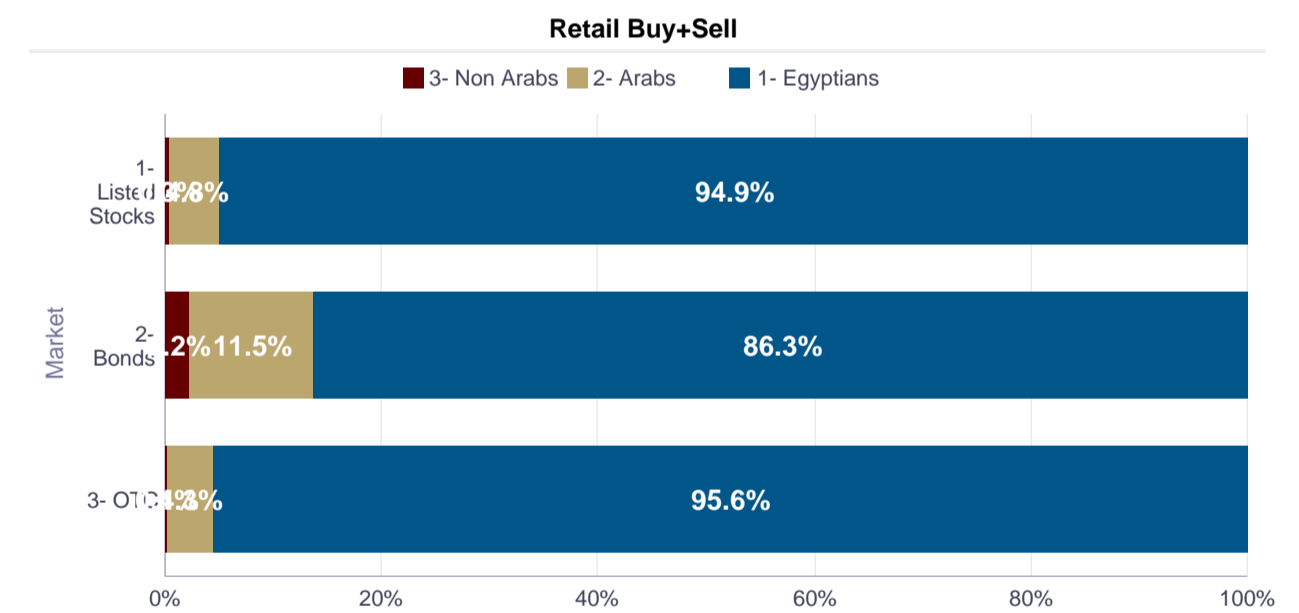
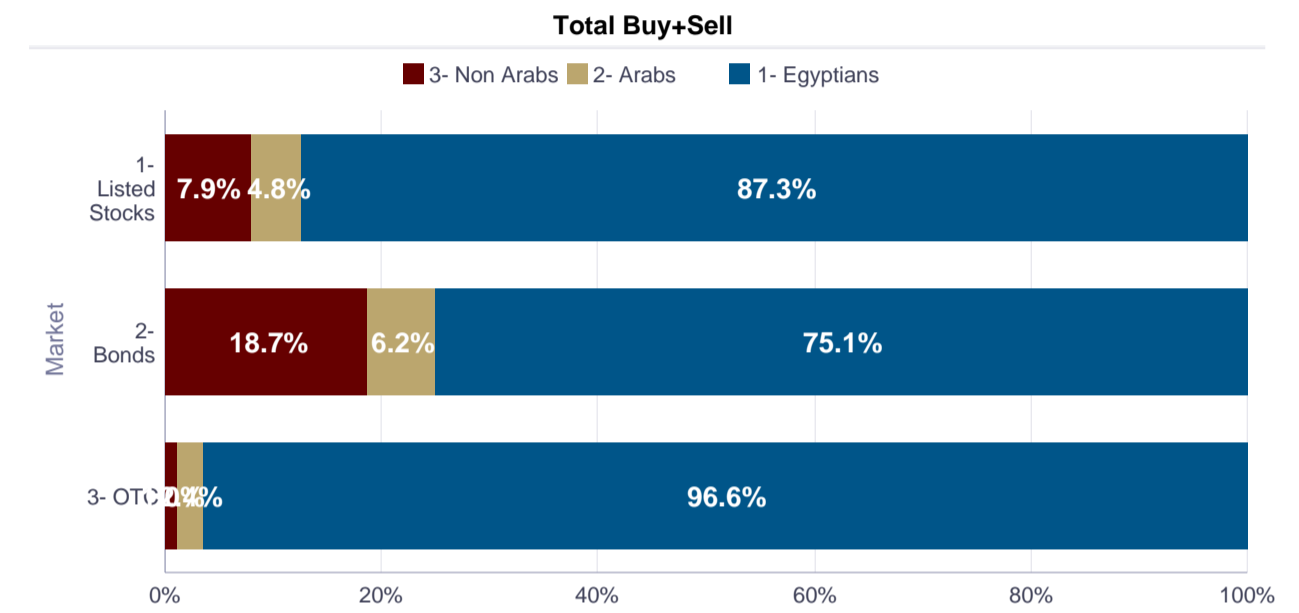
4. Investors' Trading Activity (Cont'd)

Net Trading Activity by Markets (incl. Deals)



+ve values implies net buying, while -ve values implies net selling

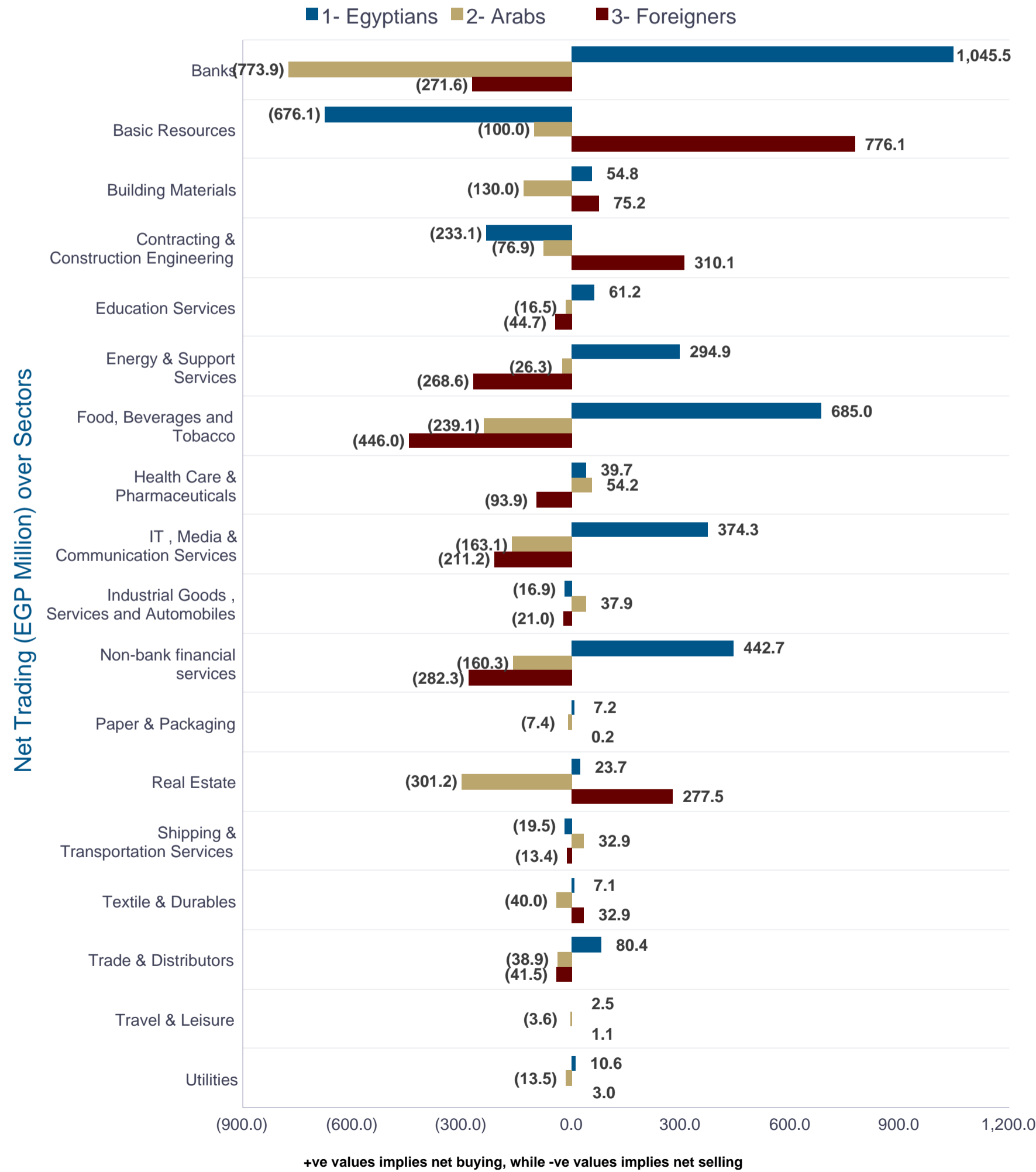
Total Trading Activity by Markets (incl. Deals)



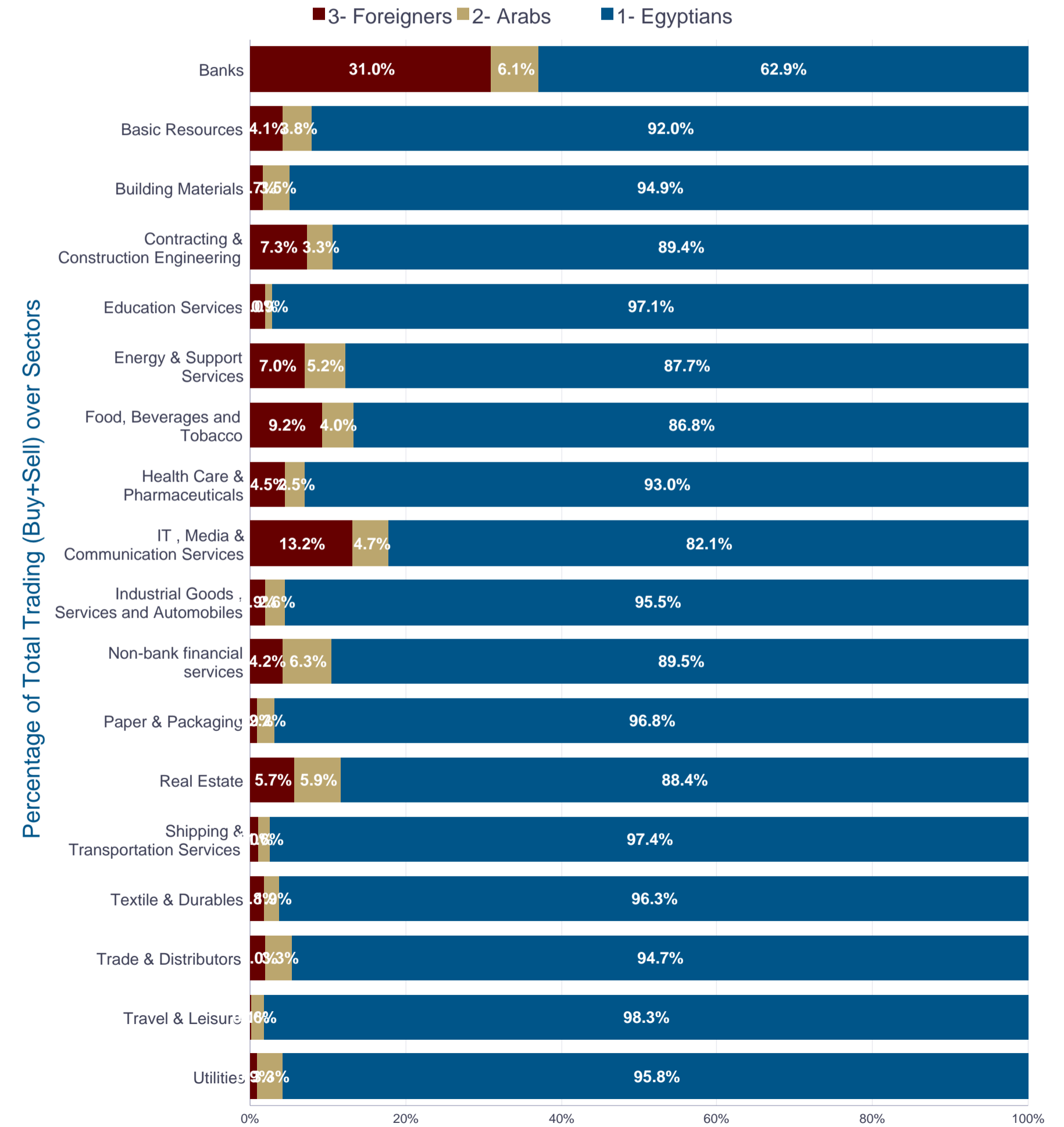


4. Investors' Trading Activity (Cont'd)

Net Trading Activity by Sectors of Listed Stocks (excl. Deals)



Total Trading Activity by Sectors of Listed Stocks (excl. Deals)

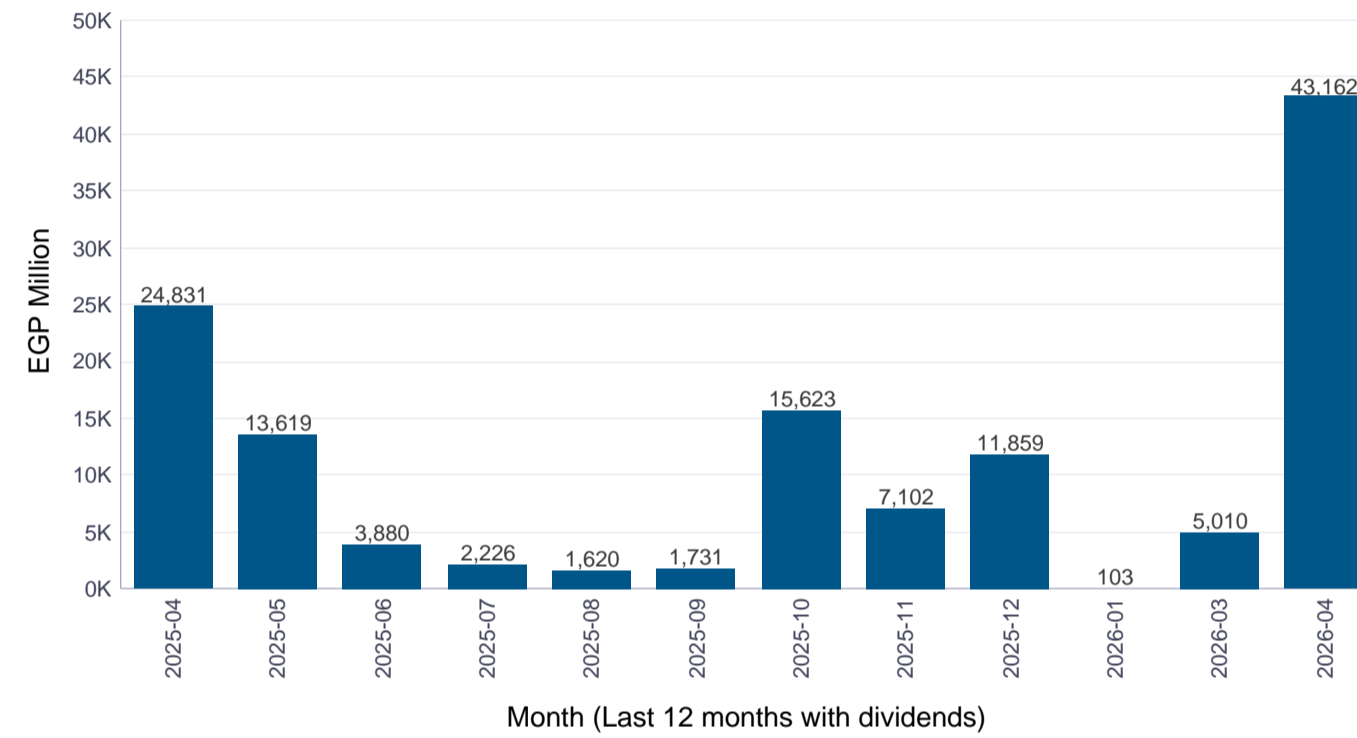




5. Corporate Actions

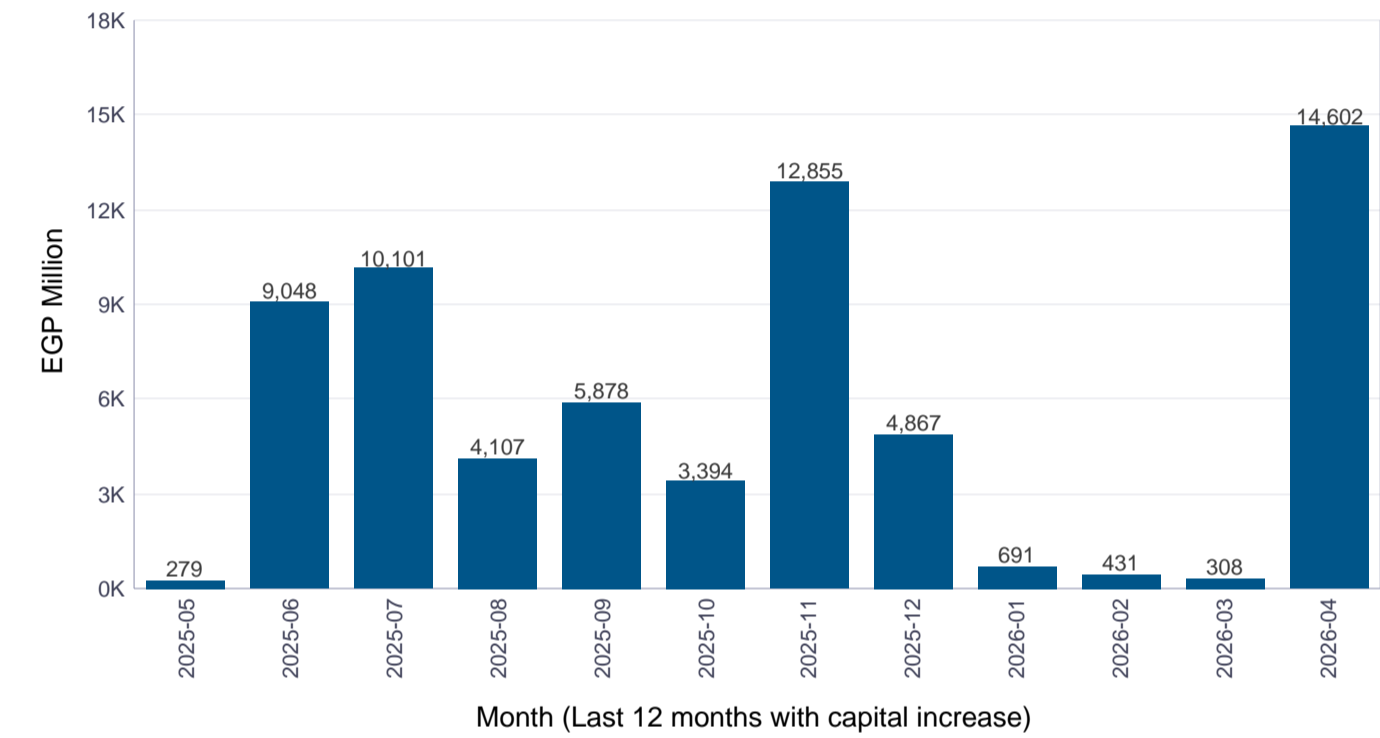
Monthly Cash Dividends in EGP million

Last 12 months with dividends



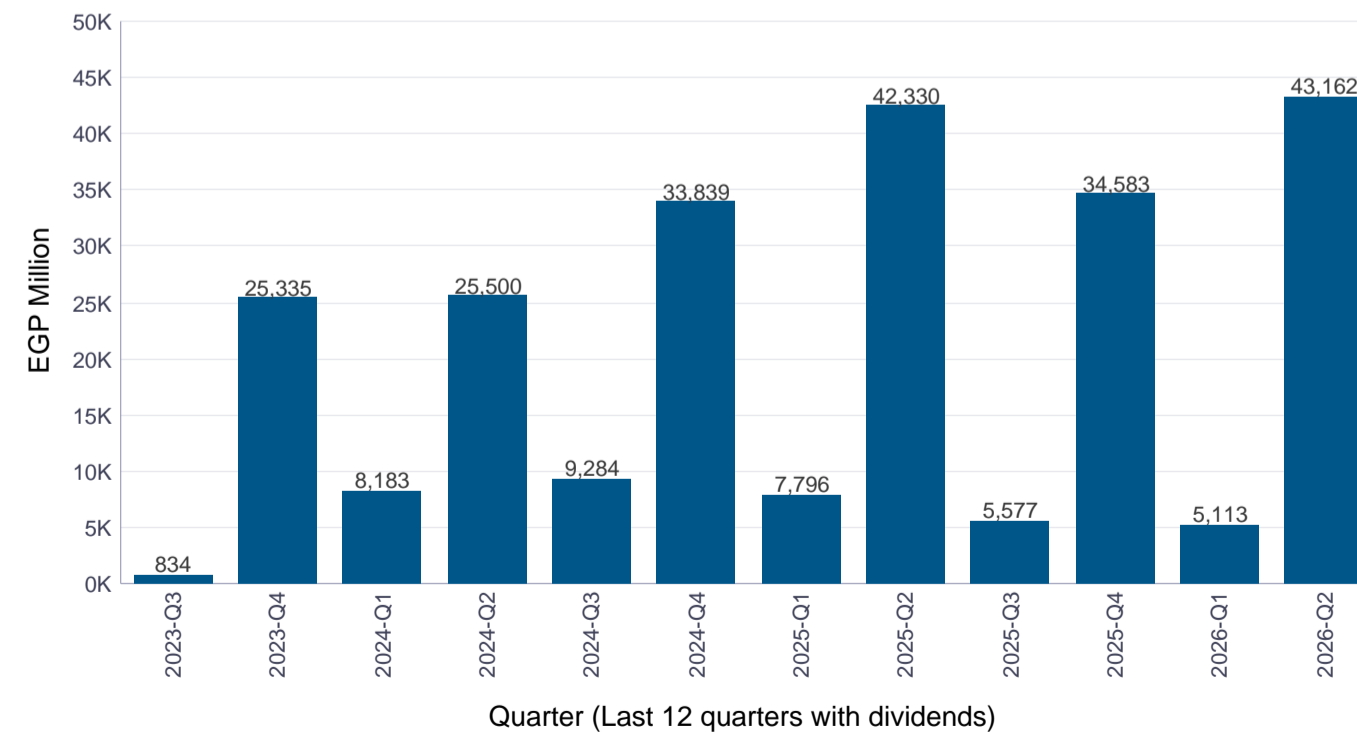
Monthly Capital Increase in EGP million

Includes all types of capital increase



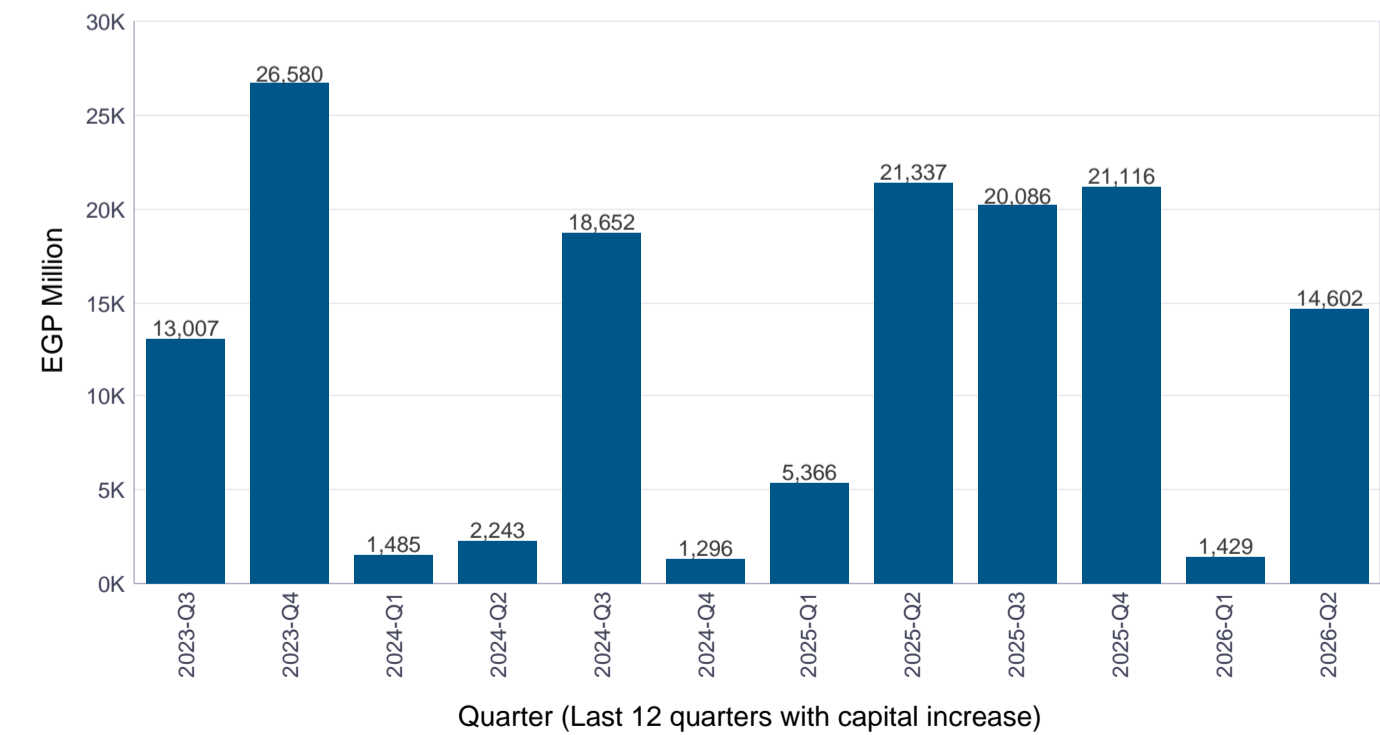
Quarterly Cash Dividends in EGP million

Last 12 quarters with dividends



Quarterly Capital Increase in EGP million

Includes all types of capital increase



5. Corporate Actions (Cont'd)

- New Listings

Code	Company	No. of Shares	Par Value	Currency	Listing Date
EGS1404	El Nasr Mining Co	60,000,000	10	EGP	
EGS3C6P	ALNAHDA Industrial Co	75,600,000	10	EGP	
EGS3C6Q	EL- Nasr Glass And Crystal -NGC	10,000,000	10	EGP	
EGS3C9X	Egyptian Company for Pipes and Cement Products -Siegwart	120,000,000	10	EGP	08/04/2026
EGS3D0A	Egyptian Ferroalloys Co.-EFACO	30,000,000	10	EGP	
EGS3E2F	Alexandria Company For Refractories	19,683,785	10	EGP	
EGS103V	Sinai Manganese Company	20,000,000	15	EGP	
EGS3E7F	Spring And Transportation Needs Manufacturing Co	12,500,000	10	EGP	
EGS6510	National Investment And Reconstruction Co. ?NIRCO	9,000,000	5	EGP	
EGS6562	El Nasr Housing and Development	70,000,000	5	EGP	22/04/2026
EGS6586	The Egyptian Contracting Co.-AL- ABD	73,886,600	5	EGP	
EGS73M8	National Asset Management And Investment	11,000,000	5	EGP	

- Stock Dividend

Date	ISIN Code	ISIN	Currency	Ratio1	Ratio2
01/04/2026	EGS21541C015	Giza General Contracting	EGP	1	0.5
15/04/2026	EGS60231C015	Suez Canal Bank S.A.E	EGP	1	0.5384

- Right Issues

Date	ISIN Code	ISIN	Currency	Share Increase	Right Share Price
01/04/2026	EGS694A1C018	Arab Developers Holding	EGP	10,000,000,000	0.101
08/04/2026	EGS02291C010	Al Khair River For Development Agricultural Investment&Envir	EGP	1,900,000,000	0.1025
23/04/2026	EGS3C351C011	South Valley Cement	EGP	482,256,840	5
28/04/2026	EGS72081C010	Alexandria New Medical Center	EGP	120,000,000	1

- Stock Split

Date	ISIN Code	ISIN	Currency	Ratio1	Ratio2
28/04/2026	EGS67331C016	Tycoon Holding Company For Financial Investments	EGP	1	10

- Capital Increases

Date	ISIN Code	ISIN	Currency	Shares Before	Shares After	Capital increase
01/04/2026	EGS21541C015	Giza General Contracting	EGP	1,442,710,215	2,164,070,000	144,271,957
06/04/2026	EGS600K1C019	Banque Du Caire	EGP	10,250,000,000	15,250,000,000	10,000,000,000
06/04/2026	EGS65511C015	Copper For Commercial Investment & Real Estate Development	EGP	525,547,440	1,576,642,320	157,664,232
06/04/2026	EGS7D971C011	Macro Group Pharmaceuticals -Macro Capital	EGP	570,206,456	3,421,238,736	570,206,456
15/04/2026	EGS60231C015	Suez Canal Bank S.A.E	EGP	650,000,000	1,000,000,000	3,500,000,000

- Paid Coupons

ISIN Code	ISIN	Currency	CP No.	Div Date	Pay Date	Amount	CP Currency
EGS60121C018	Commercial International Bank-Egypt (CIB)	EGP	49	06/04/2026	09/04/2026	6	EGP
EGS60301C016	Housing & Development Bank	EGP	44	06/04/2026	09/04/2026	8	EGP
EGS67221C019	Arab Moltaka Investments Co	EGP	30	07/04/2026	14/04/2026	0.1	EGP
EGS676N1C015	Al Tawfeek Leasing Company-A.T.LEASE	EGP	19	08/04/2026	15/04/2026	0.347	EGP
EGS3C001C016	Arabian Cement Company	EGP	18	09/04/2026	16/04/2026	5.34	EGP
EGS60101C010	Al Baraka Bank Egypt	EGP	18	09/04/2026	16/04/2026	1.1	EGP
EGS60142C014	Societe Arabe Internationale De Banque S.A.E.	USD	39	09/04/2026	16/04/2026	0.3	USD
EGS60321C014	Faisal Islamic Bank of Egypt - In EGP	EGP	46	09/04/2026	16/04/2026	1.907	EGP
EGS60322C012	Faisal Islamic Bank of Egypt - In US Dollars	USD	46	09/04/2026	16/04/2026	0.04	USD
EGS65341C017	Egyptians Housing Development & Reconstruction	EGP	15	09/04/2026	16/04/2026	0.1	EGP
EGS380P1C010	Alexandria Mineral Oils Company	EGP	22	19/04/2026	22/04/2026	0.4	EGP
EGS38191C010	Abou Kir Fertilizers	EGP	48	19/04/2026	22/04/2026	2.3	EGP
EGS60041C018	Credit Agricole Egypt	EGP	37	19/04/2026	22/04/2026	3.323	EGP
EGS67181C015	ODIN Investments	EGP	26	19/04/2026	22/04/2026	0.075	EGP
EGS3C391C017	Misr Cement (Qena)	EGP	27	22/04/2026	27/04/2026	10	EGP
EGS02051C018	Cairo Poultry	EGP	41	26/04/2026	29/04/2026	0.33	EGP
EGS51201C012	Ibnsina Pharma	EGP	14	26/04/2026	29/04/2026	0.13	EGP

ISIN Code	ISIN	Currency	CP No.	Div Date	Pay Date	Amount	CP Currency
EGS673T1C012	GB Corp	EGP	9	26/04/2026	29/04/2026	0.35	EGP
EGS69081C023	Valmore Holding-EGP	EGP	26	26/04/2026	29/04/2026	2.371	EGP
EGS21171C011	Zahraa Maadi Investment & Development	EGP	44	27/04/2026	30/04/2026	0.25	EGP
EGS38081C013	Egyptian International Pharmaceuticals (EIPICO)	EGP	40	27/04/2026	30/04/2026	3.5	EGP
EGS38381C017	Egyptian Financial & Industrial	EGP	26	27/04/2026	30/04/2026	2	EGP
EGS48031C016	Telecom Egypt	EGP	24	27/04/2026	30/04/2026	1.5	EGP
EGS51191C012	Samad Misr -EGYFERT	EGP	17	27/04/2026	30/04/2026	3.835	EGP



Annex (1)

- Trading of Listed Securities including Deals

Listed Stocks by Sectors

Sectors	Trading Value in EGP	Trading Volume	# of Trades
Real Estate	42,659,174,006	19,233,249,117	779,007
Non-bank financial services	31,603,540,172	8,199,819,756	432,815
Basic Resources	19,471,935,478	756,281,694	433,898
Banks	16,893,704,806	256,752,222	272,215
IT , Media & Communication Services	14,706,762,970	3,171,636,055	279,013
Health Care & Pharmaceuticals	13,831,662,851	7,710,836,406	404,769
Food, Beverages and Tobacco	11,896,803,599	4,638,328,651	381,049
Contracting & Construction Engineering	8,470,825,877	5,157,477,669	193,565
Building Materials	5,856,044,237	538,954,468	218,740
Industrial Goods , Services and Automobiles	4,997,446,843	1,148,582,438	145,769
Shipping & Transportation Services	3,202,515,982	160,508,287	74,390
Textile & Durables	3,063,212,181	1,119,233,609	81,147
Energy & Support Services	2,524,468,398	272,973,812	60,990
Travel & Leisure	2,259,788,439	221,874,538	53,925
Trade & Distributors	2,132,008,421	257,738,554	92,407
Education Services	1,134,921,542	127,221,334	50,747
Utilities	786,815,962	42,521,377	24,942
Paper & Packaging	306,002,232	758,986,922	12,083
Total	185,797,633,996	53,772,976,909	3,991,471

Listed Securities by Types

Listed Securities	Trading Value in EGP	Trading Volume	# of Trades
Stocks	185,797,633,996	53,772,976,909	3,991,471
Bonds/Bills	2,009,960,310,156	188,086,113	11,215
ETFs	74,092,065	1,291,496	7,339
Total	2,195,832,036,218	53,962,354,518	4,010,025

Listed Stocks By Indices

Indices	Trading Value in EGP	Trading Volume	# of Trades
EGX 30	102,529,702,698	10,751,064,955	1,671,657
EGX 70 EWI	53,748,868,466	24,431,464,939	1,260,210
EGX100 EWI	156,278,571,164	35,182,529,894	2,931,867
TAMAYUZ	546,283,580	423,193,932	32,956

Listed Bonds by Types

Bond Types	Trading Value in EGP	Trading Volume	# of Trades
Treasury	2,009,960,310,156	188,086,113	11,215
Total	2,009,960,310,156	188,086,113	11,215



Annex (2)

- Main Trading Indicators of Sectors sorted by Value Traded (excluding deals)

#	Sectors	EGP Value Traded	% of Total	Volume Traded (Shares)	# of Trades	Non Egyptians Net Purchasing in EGP	Market Capital in EGP	Nominal Capital in EGP	P/E	Avg-DY%
1	Real Estate	42,331,673,649	22.9%	19,154,804,087	755,407	-23,812,492	440,573,086,629	58,094,305,896	14.68	4.55
2	Non-bank financial services	31,524,769,277	17.1%	8,153,040,644	424,170	-442,677,959	256,139,344,629	94,288,092,431	13.28	4.96
3	Basic Resources	19,462,182,431	10.6%	748,991,786	432,202	675,637,712	547,872,702,288	51,200,085,461	13.74	5.30
4	Banks	16,892,339,107	9.2%	256,683,994	272,188	-1,045,513,945	893,241,650,218	205,986,973,262	4.44	7.04
5	IT , Media & Communication Services	14,665,543,921	8.0%	3,160,638,759	275,830	-374,283,363	328,715,892,317	33,087,124,381	12.43	
6	Health Care & Pharmaceuticals	13,643,344,558	7.4%	7,693,366,502	398,973	-24,931,810	120,815,668,024	13,022,490,152	23.40	3.55
7	Food, Beverages and Tobacco	11,881,944,814	6.4%	4,634,238,475	378,934	-685,023,281	277,771,455,354	10,110,629,655	25.97	4.00
8	Contracting & Construction Engineering	8,066,892,192	4.4%	4,739,084,784	172,023	266,040,093	82,989,532,632	3,978,968,626	25.25	3.30
9	Building Materials	5,856,044,231	3.2%	538,954,467	218,739	-54,754,990	82,780,465,326	11,260,263,123	13.74	7.62
10	Industrial Goods , Services and Automobiles	4,820,006,484	2.6%	1,095,997,994	139,576	16,628,918	228,947,493,604	6,375,205,046	12.56	1.32
11	Shipping & Transportation Services	3,202,515,982	1.7%	160,508,287	74,390	19,450,313	103,116,898,219	4,114,703,217	8.46	8.78
12	Textile & Durables	3,063,212,181	1.7%	1,119,233,609	81,147	-7,072,808	36,435,720,290	6,934,112,374	10.00	
13	Energy & Support Services	2,524,468,398	1.4%	272,973,812	60,990	-294,880,220	23,300,753,821	11,693,079,544	6.82	4.65
14	Travel & Leisure	2,209,486,979	1.2%	180,186,527	51,127	-2,895,571	85,917,868,795	40,985,552,926	14.62	5.48
15	Trade & Distributors	2,089,194,098	1.1%	159,973,941	86,425	-81,761,932	38,448,992,032	2,723,839,990	17.46	10.43
16	Education Services	1,134,921,542	0.6%	127,221,334	50,747	-61,234,444	84,406,410,930	2,024,653,321	35.80	1.36
17	Utilities	786,815,962	0.4%	42,521,377	24,942	-10,563,968	25,513,188,997	2,118,400,330	18.57	
18	Paper & Packaging	306,002,232	0.2%	758,986,922	12,083	-7,218,965	7,330,795,674	748,710,923	21.16	
	Total/Avg.	184,461,358,039	100.0%	52,997,407,301	3,909,893	-2,138,868,712	3,664,317,919,778	558,747,190,658	16.24	5.17



Annex (3)

- Top 20 Brokerage Firms in Terms of Value Traded (Main Market - OTC - SME)

Ranking of Primary / Non-Primary Dealers in Terms of Value Traded

#	Brokerage Firm	EGP Value Traded	% of Total	Volume Traded (Shares)	# of Trades	#	Dealer	EGP Value Traded	% of Total	Volume Traded	# of Trades
1	Thndr Securities Brokerage	56,755,309,143	18.0%	17,529,149,739	2,915,246	1	National Bank of Egypt	693,384,750,512	17.2%	47,409,164	2,958
2	Hermes Securities Brokerage	33,691,488,777	10.7%	6,698,416,628	376,560	2	Citibank	534,478,093,790	13.3%	72,031,748	1,361
3	Mubasher for Securities and Bonds	23,857,678,277	7.6%	7,378,343,123	462,171	3	Egyptian Arab Land Bank	330,419,722,229	8.2%	25,356,381	427
4	EFG Hermes International Securities Brokerage	22,824,272,045	7.3%	1,307,681,688	260,120	4	Credit Agricole Egypt	277,699,652,135	6.9%	34,778,699	1,121
5	Cairo Capital Securities	21,784,540,951	6.9%	5,849,791,519	223,278	5	HSBC Bank-Egypt	235,392,359,535	5.9%	30,004,267	875
6	OSTOUL Securities Brokerage and Bond Trading	18,996,316,682	6.0%	6,359,931,129	343,039	6	Suez Canal Bank	204,249,443,326	5.1%	9,929,693	222
7	Beltone Securities Brokerage	18,490,550,956	5.9%	7,118,965,470	187,726	7	First Abu Dhabi Bank DVP	203,081,115,974	5.1%	28,725,823	907
8	Commercial International Brokerage company (CIBC)	17,093,500,461	5.4%	4,676,562,158	232,926	8	Banque Misr	201,211,095,449	5.0%	8,706,100	6,680
9	Aspire Securities and Bonds	15,634,101,673	5.0%	4,774,944,046	282,322	9	AL AHLI BANK OF KUWAIT ? EGYPT	158,790,887,189	4.0%	11,393,772	985
10	Tycoon Securities	13,237,704,110	4.2%	5,789,536,380	275,852	10	ATTIJarwafa bank Egypt S.A.E	154,031,446,715	3.8%	7,321,031	243
11	AL Ahly Pharos Securities Brokerage	11,239,985,796	3.6%	2,273,556,287	117,760	11	Arab Bank Ltd	146,571,484,181	3.6%	21,273,304	684
12	Arabeya Online for Securities Brokerage and Bonds	10,922,179,318	3.5%	3,929,008,880	188,473	12	Arab African Bank	114,350,846,133	2.8%	5,365,347	1,060
13	Arab African International Securities and Bonds	10,016,519,763	3.2%	3,561,950,525	86,147	13	Banque du Caire	110,887,458,263	2.8%	8,050,822	575
14	HC Brokerage(S.A.E)	9,245,133,781	2.9%	630,281,415	64,890	14	Export Development Bank of Egypt	91,525,235,245	2.3%	15,595,552	243
15	Arqaam Securities Brokerage	6,578,143,876	2.1%	714,871,286	164,152	15	Qatar National Bank	88,504,261,538	2.2%	9,716,922	748
16	Mirage Brokerage	6,174,945,605	2.0%	3,223,160,859	175,287	16	Kuwait finance House Bank ? Egypt	64,458,754,471	1.6%	3,088,388	343
17	Naeem Brokerage for Securities and Bonds	5,471,828,498	1.7%	1,377,888,465	112,944	17	Abu Dhabi Commercial Bank - Egypt	53,861,555,791	1.3%	2,566,833	127
18	Sigma Securities Brokerage	4,552,485,476	1.4%	1,636,183,089	86,824	18	Egyptian Gulf Bank	49,726,861,689	1.2%	5,023,437	487
19	Egyptian Arabian Company for Securities brokerage and bonds	4,137,264,718	1.3%	1,212,346,165	85,259	19	Abu Dahbi Islamic Bank	41,754,632,680	1.0%	8,743,761	242
20	Synergy securities	3,953,338,339	1.3%	1,981,432,356	34,617	20	Housing & Development bank	35,276,540,222	0.9%	2,415,624	183
						21	Emirates NBD S.A.E	34,658,587,138	0.9%	1,457,917	278

#	Dealer	EGP Value Traded	% of Total	Volume Traded	# of Trades
22	Commercial International Bank- Egypt	26,414,827,030	0.7%	1,141,810	366
23	Bank of Alexandria	23,919,907,321	0.6%	1,161,501	303
24	Mashreq Bank ? Egypt	23,234,498,075	0.6%	5,189,146	156
25	Societe Arabe Internationale de Banque	21,817,012,534	0.5%	1,661,312	163
26	Arab International bank	20,179,717,320	0.5%	944,640	16
27	Bank NXT	19,333,388,387	0.5%	792,994	105
28	National Bank of Kuwait-Egypt	14,525,789,328	0.4%	612,287	112
29	MIDBANK S.A.E	13,027,210,672	0.3%	545,250	107
30	The United Bank	10,923,957,839	0.3%	1,810,722	100
31	AlBaraka Bank	8,855,111,948	0.2%	392,063	66
32	Faisal Islamic Bank Of Egypt	6,716,836,868	0.2%	1,838,228	28
33	Bank ABC Egypt	4,142,340,989	0.1%	174,574	43
34	OSTOUL Securities Brokerage and Bond Trading	2,508,144,719	0.1%	952,817	112
35	Commercial International Brokerage company (CIBC)	7,093,080	0.0%	297	4



Annex (4)

- SME Stocks Traded in Terms of Value Traded (excluding deals)

#	Stock Name	CR	Close Price	% Chg.	Max Price	Min Price	Max in 52Wks	Min in 52Wks	EGP Value Traded	% of Total	Volume Traded (Shares)	# of Trades	No. Listed Shares	Market Capital in EGP	Paid Capital in EGP	Trailing P/E	Sector P/E	DY %	EGP Net Profit	Net Profit Date	Last Coupon	Pay Date
1	Future Care for Medical Industries - FCMI	EGP	10.700	2.39	11.8	10.2	13.49	2.16	188,318,293	16.6%	17,469,904	5,796	57,671,796	617,088,217	57,671,796				-16,301,741	31/12/2024		
2	Integrated Engineering Group S.A.E	EGP	0.422	-3.87	0.494	0.42	0.635	0.243	174,496,356	15.4%	388,741,728	8,236	500,000,000	211,000,000	50,000,000	128.55	18.86		1,641,422	31/12/2025		
3	Heibco for commercial investments & real estate development	EGP	7.900	15.33	8.59	6.75	8.1	3.38	158,458,279	14.0%	21,563,291	8,435	40,000,000	316,000,000	40,000,000	13.57	18.86		23,290,719	30/09/2025		
4	UTOPIA	EGP	93.430	-0.79	109.99	85	201.41	30.55	108,872,346	9.6%	1,125,246	8,685	3,000,000	280,290,000	15,000,000	24.17	25.88		11,595,603	31/12/2025	2.00 EGP	12/05/2025
5	Arab Development & Real Estate Investment	EGP	8.130	32.20	11.71	5.61	11.71	0.82	104,949,589	9.2%	13,186,238	11,770	70,270,336	571,297,832	35,135,168	44.96	25.88		12,708,196	31/12/2025	0.03 EGP	03/05/2018
6	International Business Corporation For Trading and Agencies	EGP	11.360	9.86	12.27	10.27	16.9	1.88	78,979,628	7.0%	6,903,530	4,591	24,340,000	276,502,400	24,340,000	15.01	38.57		18,423,539	31/12/2025		
7	Al Fanar Contracting Construction Trade Import And Export Co	EGP	10.340	40.68	10.5	7.14	9.85	2.4	70,979,050	6.3%	8,087,866	4,871	16,000,000	165,440,000	16,000,000	24.16	18.86		6,847,548	31/12/2025		
8	TAWASOA For Factoring	EGP	4.900	2.94	5.6	4.11	7.09	1.91	58,543,087	5.2%	12,055,510	6,265	75,000,000	367,500,000	75,000,000	27.95	27.95		13,149,644	31/12/2025		
9	Fitness Prime	EGP	1.190	-2.46	1.26	1.18	1.78	1.14	50,301,460	4.4%	41,688,011	2,798	164,300,000	195,517,000	82,150,000				-6,239,543	31/12/2024		
10	Novida for Investment and Technology	EGP	2.600	4.00	2.79	2.49	4.07	1.83	26,894,049	2.4%	10,247,296	3,176	29,924,028	77,802,473	29,924,028				-10,937,412	31/12/2025		
11	Vertika for Industry & Trade	EGP	5.130	-1.16	5.6	5.03	5.95	0.94	25,476,971	2.2%	4,860,137	3,009	25,694,760	131,814,119	5,138,952	89.65	89.65		1,470,398	31/12/2025	0.29 EGP	10/05/2020
12	Barbary Investment Group (BIG)	EGP	0.187	-3.11	0.198	0.169	0.207	0.137	17,337,352	1.5%	92,904,476	2,973	328,061,299	61,347,463	32,806,130		89.65		-5,021,850	31/12/2025		
13	First Investment Company And Real Estate Development	EGP	2.740	-3.18	2.86	2.46	3.37	1.74	15,559,257	1.4%	5,865,948	2,055	13,750,000	37,675,000	6,875,000		25.88		-2,656,737	31/12/2024		
14	Misr Kuwait Investment & Trading Co.	EGP	4.200	37.25	4.33	3.17	4.54	2.62	14,858,784	1.3%	4,090,176	2,115	20,000,000	84,000,000	20,000,000				-2,606,436	31/12/2024		
15	REKAZ Financial Holding	EGP	3.010	7.89	3.5	2.54	3.54	1.77	11,100,731	1.0%	3,680,914	1,600	20,000,000	60,200,000	20,000,000	62.13	38.57		968,901	31/12/2025		
16	Subscription Rights Of TAWASOA For Factoring -1	EGP	3.400	-1.16	3.5	2.92	3.48	2.71	11,087,719	1.0%	3,528,762	2,316	40,000,000	136,000,000	138,000,000		27.95					
17	El Badr Investment And Development BID	EGP	1.300	0.00	1.44	1.24	1.66	1.06	9,753,048	0.9%	7,289,908	1,696	22,950,000	29,835,000	11,475,000				-524,212	31/12/2024		
18	Union Pharmacist Company For Medical Services and Investment	EGP	8.340	-4.03	9.38	7.86	10.7	2.76	8,924,165	0.8%	1,017,598	1,086	13,661,400	113,936,076	13,661,400	21.65	25.88		-2,306,002	31/12/2025	0.07 EGP	12/12/2017
19	MISR INTERCONTINENTAL FOR GRANITE &	EGP	5.510	0.00	5.51	5.51	5.78	5.51	6	0.0%	1	1	8,650,000	47,661,500	8,650,000				-951,398	31/12/2024		

#	Stock Name	CR	Close Price	% Chg.	Max Price	Min Price	Max in 52Wks	Min in 52Wks	EGP Value Traded	% of Total	Volume Traded (Shares)	# of Trades	No. Listed Shares	Market Capital in EGP	Paid Capital in EGP	Trailing P/E	Sector P/E	DY %	EGP Net Profit	Net Profit Date	Last Coupon	Pay Date
---	------------	----	-------------	--------	-----------	-----------	--------------	--------------	------------------	------------	------------------------	-------------	-------------------	-----------------------	---------------------	--------------	------------	------	----------------	-----------------	-------------	----------

MARBLE (EGY-STON)



Annex (5)

- Main Stocks Traded in Terms of Value Traded (excluding deals)

#	Stock Name	CR	Close Price	% Chg.	Max Price	Min Price	Max in 52Wks	Min in 52Wks	EGP Value Traded	% of Total	Volume Traded (Shares)	# of Trades	No. Listed Shares	Market Capital in EGP	Paid Capital in EGP	Trailing P/E	Sector P/E	DY%	EGP Net Profit	Net Profit Date	Last Coupon	Pay Date
1	Commercial International Bank-Egypt (CIB)	EGP	135.000	11.57	144	122	145.01	75.3	11,374,988,584	6.8%	85,377,681	103,281	3,377,936,100	456,021,373,500	33,779,361,000	5.54	4.44	4.44	82,258,815,000	31/12/2025	6.00 EGP	09/04/2026
2	T M G Holding	EGP	94.110	26.31	100	75.4	100	46.75	8,668,127,599	5.2%	96,453,205	131,701	2,060,653,786	193,928,127,800	20,606,537,860	10.65	14.68		18,201,981,482	31/12/2025	0.25 EGP	29/05/2026
3	Palm Hills Development Company	EGP	11.360	35.40	12	8.21	12	6.28	7,260,712,065	4.3%	729,221,132	99,215	2,859,914,173	32,488,625,005	5,719,828,346	7.34	14.68		4,423,812,106	31/12/2025	0.10 EGP	30/05/2026
4	Fawry For Banking Technology And Electronic Payment	EGP	19.070	11.52	20.79	17.2	21.57	8.65	5,980,194,205	3.6%	313,663,220	108,893	3,406,523,244	64,962,398,263	1,703,261,622	20.95	12.43		3,100,654,415	31/12/2025		
5	Misr Fertilizers Production Company - Mopco	EGP	50.490	23.90	50.5	40	48.66	26.21	4,566,074,294	2.7%	100,967,982	69,386	2,868,140,263	144,812,401,879	28,681,402,630	12.82	13.74		11,296,540,287	31/12/2025	3.50 EGP	07/05/2026
6	Orascom Construction PLC	EGP	601.050	24.96	633.3	482	633.3	256	4,415,325,498	2.6%	7,910,626	64,120	110,243,935	66,262,117,132	839,287,077	12.87	25.25	2.04	5,150,339,360	31/12/2020	12.23 EGP	13/08/2026
7	Orascom Development Egypt	EGP	30.950	28.05	31.9	24.33	31.9	18.1	3,934,702,016	2.3%	136,427,175	67,699	1,130,473,523	34,988,155,537	1,130,473,523	6.52	14.68		5,370,137,872	31/12/2025	0.38 EGP	25/09/2026
8	Orascom Investment Holding	EGP	1.540	12.41	1.61	1.36	1.61	0.59	3,933,458,998	2.3%	2,654,236,953	30,607	5,245,690,620	8,078,363,555	577,025,968		12.43		-914,664,000	31/12/2024	0.10 EGP	22/06/2026
9	Abou Kir Fertilizers	EGP	90.750	11.08	92	80	95	45.01	3,819,728,050	2.3%	44,891,159	89,547	1,261,875,720	114,515,221,590	1,892,813,580	12.24	13.74	2.53	9,352,763,248	30/06/2025	2.30 EGP	22/04/2026
10	Heliopolis Housing	EGP	6.200	10.91	6.45	5.37	11.93	3.11	3,576,049,379	2.1%	609,289,639	49,742	4,005,255,600	24,832,584,720	1,001,313,900	9.18	14.68		2,705,324,081	31/12/2025	1.34 EGP	04/06/2026
11	EFG Holding	EGP	27.910	10.93	28.55	25.16	31.89	23.05	3,409,107,209	2.0%	125,583,908	32,025	1,435,893,008	40,075,773,853	7,179,465,040	6.41	13.28		6,254,632,000	31/12/2025	0.65 EGP	12/06/2026
12	Zahraa Maadi Investment & Development	EGP	5.770	10.33	6.1	5.23	6.5	3	3,338,873,828	2.0%	589,035,552	44,677	1,000,000,000	5,770,000,000	1,000,000,000	8.10	14.68		712,267,001	31/12/2025	0.20 EGP	30/04/2026
13	Egypt Aluminum	EGP	306.360	1.44	327.4	290.01	327.4	143.11	2,910,825,435	1.7%	9,538,754	72,722	412,500,000	126,373,500,000	1,650,000,000	12.41	13.74	2.61	10,185,590,052	30/06/2025	8.00 EGP	16/10/2026
14	Beltone Holding	EGP	3.040	8.19	3.14	2.82	3.79	1.95	2,876,044,166	1.7%	965,961,969	33,256	10,718,106,944	32,583,045,110	21,436,213,888	22.58	13.28		1,442,701,000	31/12/2025	4.50 EGP	14/07/2026
15	Macro Group Pharmaceuticals -Macro Capital	EGP	1.180	-13.24	1.38	1.07	4.11	0.81	2,822,707,432	1.7%	2,394,943,361	53,849	3,421,238,736	4,037,061,708	684,247,747	34.86	23.40		115,818,178	31/12/2025	0.11 EGP	20/04/2026
16	Sidi Kerir Petrochemicals - SIDPEC	EGP	18.240	3.93	18.98	16.64	22.7	14.2	2,604,942,232	1.6%	147,257,434	52,676	1,134,000,000	20,684,160,000	2,268,000,000	18.17	13.74		1,138,395,309	31/12/2025	1.00 EGP	29/05/2026
17	Raya Holding For Financial Investments	EGP	6.570	29.33	6.94	5.1	6.94	2.2	2,419,237,269	1.4%	421,458,497	41,853	4,281,297,768	28,128,126,336	1,070,324,442	9.59	13.28		2,934,003,628	31/12/2025	0.04 EGP	10/07/2026
18	Telecom Egypt	EGP	93.500	18.97	97	79.08	112.98	33.21	2,390,906,616	1.4%	26,057,223	67,166	1,707,071,600	159,611,194,600	17,070,716,000	7.07	12.43		22,578,063,000	31/12/2025	1.50 EGP	24/04/2026
19	Emaar Misr for Development	EGP	10.500	14.13	10.84	9.06	10.8	7.54	2,211,415,436	1.3%	219,175,749	25,128	5,446,929,384	57,192,758,532	5,446,929,384	10.31	14.68		5,544,893,244	31/12/2025		
20	Ibsina Pharma	EGP	10.750	10.82	11.37	9.73	13.72	8.17	2,166,082,318	1.3%	201,860,124	69,010	1,008,000,000	10,836,000,000	252,000,000	11.38	23.40	1.21	951,983,367	31/12/2025	0.13 EGP	29/04/2026

#	Stock Name	CR	Close Price	% Chg.	Max Price	Min Price	Max in 52Wks	Min in 52Wks	EGP Value Traded	% of Total	Volume Traded (Shares)	# of Trades	No. Listed Shares	Market Capital in EGP	Paid Capital in EGP	Trailing P/E	Sector P/E	DY%	EGP Net Profit	Net Profit Date	Last Coupon	Pay Date
21	Alexandria Containers and goods	EGP	30.240	-7.89	34.7	28.6	34.7	19.55	2,139,414,246	1.3%	68,259,876	41,865	2,979,506,800	90,100,285,632	1,489,753,400	13.59	8.46	7.26	6,627,568,000	30/06/2025	0.00 USD	13/11/2025
22	Alexandria Mineral Oils Company	EGP	8.600	3.86	8.82	7.68	9.85	6.66	2,109,972,786	1.3%	254,211,527	59,149	1,291,500,000	11,106,900,000	1,291,500,000	7.16	6.82	4.65	1,551,950,331	30/06/2025	0.40 EGP	22/04/2025
23	Dice Sport & Casual Wear	EGP	2.000	13.64	2.14	1.73	3.34	1.45	2,051,201,060	1.2%	1,046,068,302	41,494	2,679,967,171	5,359,934,342	535,993,434	14.62	10.00		366,553,396	31/12/2025	0.17 EGP	05/06/2025
24	GB Corp	EGP	26.450	9.75	28.73	24.15	33.4	19.1	1,933,465,995	1.2%	72,836,491	40,846	1,085,500,000	28,711,475,000	1,085,500,000	10.33	12.56	1.32	2,780,455,000	31/12/2025	0.35 EGP	29/04/2025
25	Arab Developers Holding	EGP	0.203	18.71	0.214	0.178	0.28	0.17	1,834,794,507	1.1%	9,316,951,552	36,607	13,902,963,390	2,822,301,568	1,390,296,339	30.52	14.68		92,476,058	31/12/2024	0.02 EGP	24/04/2019
26	Misr National Steel - Ataqa	EGP	10.240	24.27	11	8.3	12.38	7.75	1,817,670,288	1.1%	184,117,603	34,696	1,200,000,000	12,288,000,000	600,000,000	399.63	13.74		30,748,416	31/12/2025	5.00 EGP	30/04/2019
27	Six of October Development & Investment (SODIC)	EGP	21.710	10.09	23.17	19.5	67.5	14.6	1,553,733,677	0.9%	73,345,364	25,928	1,289,293,586	27,990,563,752	5,157,174,344	6.23	14.68		4,490,485,555	31/12/2025	0.55 EGP	09/06/2025
28	E-finance For Digital and Financial Investments	EGP	20.600	14.44	21.6	18.1	23.7	10.9	1,425,400,820	0.8%	71,650,412	34,798	3,466,666,667	71,413,333,340	1,733,333,334	29.07	12.43		2,456,651,275	31/12/2025	0.17 EGP	30/12/2025
29	Memphis Pharmaceuticals	EGP	171.710	12.90	183	153	232.95	67.02	1,413,677,131	0.8%	8,356,754	27,221	22,750,000	3,906,402,500	227,500,000	7.73	23.40	7.68	505,279,620	30/06/2025	13.19 EGP	29/10/2025
30	Creast Mark For Contracting And Real Estate Development	EGP	0.835	33.39	0.846	0.63	1.07	0.354	1,392,777,702	0.8%	1,884,100,505	20,029	1,122,511,488	937,297,092	179,601,838	12.06	25.25		77,700,450	31/12/2025		
31	U Consumer Finance	EGP	11.800	13.46	12.6	10.42	12.8	6.93	1,373,192,465	0.8%	119,491,038	17,902	2,106,356,523	24,855,006,971	210,635,652	32.52	13.28		764,404,346	31/12/2025		
32	Arab Co. for Asset Management And Development	EGP	2.010	20.36	2.07	1.69	2.3	0.83	1,343,268,148	0.8%	716,833,486	28,351	1,324,079,405	2,661,399,604	132,407,941		14.68		-14,091,670	31/12/2024	0.14 EGP	28/11/2019
33	El-Nile Co. For Pharmaceuticals And Chemical Industries	EGP	129.150	35.85	138	95	149.5	41.3	1,340,253,277	0.8%	11,173,959	30,193	50,000,000	6,457,500,000	500,000,000	51.36	23.40	0.93	125,727,463	30/06/2025	2.00 EGP	02/11/2025
34	Arabian Cement Company	EGP	53.750	3.66	59	48	60.4	19.4	1,326,857,155	0.8%	24,310,450	62,650	378,739,700	20,357,258,875	757,479,400	5.66	13.74	9.93	3,599,690,221	31/12/2025	5.34 EGP	16/04/2025
35	Eastern Company	EGP	39.820	14.26	41.66	35.01	49.99	26.6	1,306,594,418	0.8%	33,950,447	16,939	3,000,000,000	119,460,000,000	3,000,000,000	29.64	25.97	7.16	4,029,941,000	30/06/2022	2.85 EGP	11/12/2025
36	Abu Dhabi Islamic Bank-Egypt	EGP	44.800	17.59	46.88	38.51	46.88	20.01	1,298,609,813	0.8%	29,818,321	47,789	1,200,000,000	53,760,000,000	12,000,000,000	4.27	4.44		12,600,956,000	31/12/2025	0.80 EGP	09/04/2009
37	Madinet Masr For Housing and Development	EGP	6.110	18.18	6.25	5.21	6.25	3.92	1,291,687,309	0.8%	217,346,917	26,220	2,135,000,000	13,044,850,000	2,135,000,000	3.58	14.68		3,648,073,659	31/12/2025	0.25 EGP	29/05/2025
38	Tenth Of Ramadan Pharmaceutical Industries&Diagnostic-Rameda	EGP	4.470	10.10	4.73	4.04	5.12	3.06	1,265,744,583	0.8%	287,411,746	44,619	2,000,000,000	8,940,000,000	500,000,000	28.54	23.40		313,210,576	31/12/2025	0.11 EGP	10/07/2025
39	Edita Food Industries S.A.E	EGP	29.450	15.90	30.98	24.9	32.5	12	1,206,231,149	0.7%	43,286,968	46,040	1,400,027,312	41,230,804,338	280,005,462	15.30	25.97		2,695,301,670	31/12/2025	1.14 EGP	30/04/2025
40	Credit Agricole Egypt	EGP	24.490	2.04	28.49	23.51	28.49	16	1,180,413,757	0.7%	45,033,571	35,043	1,250,000,000	30,612,500,000	5,000,000,000	4.40	4.44	13.57	6,960,041,000	31/12/2025	3.32 EGP	22/04/2025
41	Amer Group Holding	EGP	2.080	13.04	2.22	1.81	2.54	1.12	1,137,206,247	0.7%	562,870,457	23,068	902,789,840	1,877,802,867	631,952,888	9.58	14.68		196,026,551	31/12/2025	0.02 EGP	19/03/2019
42	Egyptian Chemical Industries (Kima)	EGP	12.300	8.37	12.53	11.13	13.97	6.75	1,132,848,020	0.7%	96,637,614	27,151	1,986,578,999	24,434,921,688	9,932,894,995	24.76	13.74		986,964,000	30/06/2025	5.00 EGP	19/11/2009
43	Arab Real Estate Investment CO.-ALICO	EGP	3.720	50.00	4.12	2.48	4.12	1.66	1,123,169,934	0.7%	316,446,428	24,818	246,400,000	916,608,000	246,400,000	159.23	14.68		5,756,663	31/12/2024	14.50 EGP	18/04/2009
44	Egyptian for Tourism Resorts	EGP	13.070	80.03	15.3	7.26	15.3	5.6	1,099,060,052	0.7%	92,794,312	24,468	1,050,000,000	13,723,500,000	1,050,000,000	39.09	14.62		351,057,304	31/12/2024	0.20 EGP	05/06/2009
45	South Valley Cement	EGP	7.800	3.17	8.3	6.49	9.88	4	961,431,957	0.6%	130,027,505	32,477	482,256,840	3,761,603,352	2,411,284,200		13.74		-382,406,287	31/12/2024	0.20 EGP	27/07/2019
46	Juhayna Food Industries	EGP	28.490	17.39	30	24.35	33.7	22.51	913,576,891	0.5%	32,831,222	30,508	1,176,756,353	33,525,788,497	1,176,756,353	17.55	25.97		1,910,094,835	31/12/2025	0.30 EGP	10/09/2025
47	Iron And Steel for Mines and Quarries	EGP	7.370	4.84	7.45	6.97	8.1	4.2	858,425,716	0.5%	119,181,363	19,292	976,872,278	7,199,548,689	195,374,456	10.31	13.74	5.70	697,990,071	30/06/2025	0.42 EGP	16/10/2025

#	Stock Name	CR	Close Price	% Chg.	Max Price	Min Price	Max in 52Wks	Min in 52Wks	EGP Value Traded	% of Total	Volume Traded (Shares)	# of Trades	No. Listed Shares	Market Capital in EGP	Paid Capital in EGP	Trailing P/E	Sector P/E	DY%	EGP Net Profit	Net Profit Date	Last Coupon	Pay Date
48	O B Financial Holding	EGP	0.631	17.94	0.663	0.537	0.82	0.39	850,809,109	0.5%	1,405,838,346	18,784	4,721,121,620	2,979,027,742	1,463,547,702	5.09	13.28		585,312,000	31/12/2025		
49	Cairo Poultry	EGP	36.740	17.16	37.5	31.31	36.4	16.6	815,922,962	0.5%	23,659,188	17,375	479,001,600	17,598,518,784	479,001,600	6.09	25.97	0.90	2,890,068,750	31/12/2025	0.33 EGP	29/04/2025
50	El Arabia Engineering Industries	EGP	2.330	25.27	2.77	1.86	2.77	1.31	797,371,173	0.5%	340,660,113	18,466	222,114,680	517,527,204	83,293,005	12.45	12.56		41,555,654	31/12/2024	0.04 EGP	22/04/2025
51	Cairo Oils & Soap	EGP	1.460	13.18	1.52	1.3	1.68	0.27	794,083,908	0.5%	554,395,075	19,705	624,000,000	911,040,000	312,000,000		25.97		-75,412,763	31/12/2025	0.68 EGP	05/10/2025
52	Export Development Bank of Egypt	EGP	17.400	8.07	17.77	16.15	20.1	13.63	791,572,651	0.5%	46,431,673	13,590	1,360,000,000	23,664,000,000	13,600,000,000	3.91	4.44		6,053,155,000	31/12/2025	1.00 EGP	28/10/2025
53	Al Khair River For Development Agricultural Investment&Envir	EGP	0.356	-40.47	0.618	0.341	0.74	0.341	791,228,862	0.5%	2,066,415,971	29,814	2,000,000,000	712,000,000	200,000,000	12.73	25.97		55,944,133	31/12/2025		
54	Housing & Development Bank	EGP	148.650	-9.85	166.9	136	166.9	50.07	761,164,176	0.5%	5,121,670	22,151	531,300,000	78,977,745,000	5,313,000,000	4.22	4.44	5.38	18,714,779,201	31/12/2025	8.00 EGP	09/04/2025
55	Cleopatra Hospital Company	EGP	14.810	22.60	15.98	12	14.7	7.19	756,625,516	0.5%	57,782,084	17,250	1,449,450,084	21,466,355,744	724,725,042	22.18	23.40		967,866,317	31/12/2025		
56	Sues Canal Company For Technology Settling	EGP	659.010	117.07	829.02	277.1	829.02	86.01	717,491,425	0.4%	1,394,157	33,710	90,900,000	59,904,009,000	909,000,000	33.20	35.80	0.15	1,804,409,000	31/08/2025	1.01 EGP	31/12/2025
57	Electro Cable Egypt	EGP	2.210	7.80	2.29	2.05	3.36	1.9	716,095,306	0.4%	330,892,771	21,197	3,313,540,373	7,322,924,224	662,708,075	14.64	12.56		500,316,748	31/12/2025	0.05 EGP	18/09/2025
58	Gourmet Egypt.Com Foods	EGP	12.550	16.20	15.4	10.5	15.4	8.5	688,313,056	0.4%	51,839,017	30,549	400,000,000	5,020,000,000	100,000,000	23.77	17.46		211,212,632	31/12/2025		
59	ELSWEDY ELECTRIC	EGP	87.000	11.54	89.2	78	89.2	62.03	666,796,836	0.4%	7,952,551	26,961	2,140,777,876	186,247,675,212	2,140,777,876	9.71	12.56		19,186,550,057	31/12/2025	1.00 EGP	15/05/2025
60	Mansourah Poultry	EGP	1.620	5.88	1.67	1.52	3.16	1.37	637,391,719	0.4%	397,138,679	19,947	1,000,000,000	1,620,000,000	200,000,000	1,172.23	25.97		1,381,984	31/12/2025	0.60 EGP	31/05/2025
61	Tycoon Holding Company For Financial Investments	EGP	13.640	-85.56	169.5	13.5	169.5	14.12	633,939,757	0.4%	11,708,156	26,235	52,250,000	712,690,000	26,125,000	220.77	13.28		3,228,198	31/12/2025		
62	Ceramic & Porcelain	EGP	18.920	26.72	20.3	14.85	20.3	8.84	626,846,349	0.4%	35,093,515	18,641	50,365,900	952,922,828	100,731,800		13.74		-99,221,678	30/06/2025	0.09 EGP	08/11/2025
63	Ismailia Misr Poultry	EGP	19.190	49.80	19.26	12.84	19.18	8	620,867,505	0.4%	38,382,430	15,441	89,856,499	1,724,346,216	359,425,996	37.78	25.97		45,641,409	31/12/2025	0.20 EGP	15/04/2025
64	Qatar National Bank	EGP	49.900	21.71	50	41.03	49	26.25	613,658,498	0.4%	13,160,089	11,901	2,154,822,966	107,525,666,003	10,774,114,830	3.58	4.44	4.01	30,065,417,445	31/12/2025	2.00 EGP	12/03/2025
65	Arab Moltaka Investments Co	EGP	7.400	37.29	8	5.35	8	2.23	606,552,031	0.4%	89,588,988	12,353	510,570,561	3,778,222,151	510,570,561	9.29	13.28	1.35	406,641,437	31/12/2025	0.10 EGP	14/04/2025
66	El Kahera Housing	EGP	1.110	5.71	1.13	1.03	2.85	0.96	605,617,787	0.4%	557,413,027	11,809	1,856,764,556	2,061,008,657	928,382,278	3.44	14.68		598,717,448	31/12/2025	0.25 EGP	28/11/2025
67	Act Financial	EGP	2.840	8.81	2.9	2.61	3.42	2.54	589,178,313	0.4%	213,600,567	11,444	1,142,571,282	3,244,902,441	285,642,821	6.54	13.28		496,194,245	31/12/2025	0.18 EGP	20/08/2025
68	Oriental Weavers	EGP	22.950	4.56	23.3	22.02	25.11	19.66	583,239,973	0.3%	25,501,417	21,340	665,107,268	15,264,211,801	665,107,268	6.74	10.00		2,263,399,873	31/12/2025	1.60 EGP	30/04/2025
69	Egyptian Transport (EGYTRANS)	EGP	7.720	1.58	8	7.3	8.45	5.17	580,186,383	0.3%	76,027,784	15,855	224,949,817	1,736,612,587	224,949,817	13.39	8.46	2.30	129,700,580	31/12/2025	0.25 EGP	07/08/2025
70	October Pharma	EGP	344.230	82.72	364.97	188.1	364.97	99.02	567,979,060	0.3%	1,859,112	20,273	12,000,000	4,130,760,000	120,000,000	20.08	23.40		205,723,937	31/12/2025	2.50 EGP	30/05/2025
71	Gogreen for Agricultural Investment	EGP	2.400	20.00	2.65	1.96	2.85	0.71	555,060,523	0.3%	237,324,229	12,182	1,400,000,000	3,360,000,000	140,000,000	60.05	25.97		55,952,921	31/12/2025		
72	Egyptian International Pharmaceuticals (EIPICO)	EGP	84.950	9.25	88.99	77.7	88.99	43.6	539,615,569	0.3%	6,362,318	14,605	168,755,750	14,335,800,963	1,687,557,500	9.83	23.40		1,457,893,015	31/12/2025	3.00 EGP	24/04/2025
73	Misr Cement (Qena)	EGP	188.440	12.62	205.47	167.5	205.47	24.2	537,518,924	0.3%	2,816,461	25,887	96,000,000	18,090,240,000	960,000,000	7.07	13.74	5.31	2,558,385,461	31/12/2025	10.00 EGP	27/04/2025
74	Extracted Oils	EGP	9.320	8.88	10	8.42	10.32	3.1	526,856,533	0.3%	56,902,548	17,134	200,000,000	1,864,000,000	200,000,000	726.99	25.97		2,564,000	30/06/2025	0.05 EGP	09/04/2025
75	Sinai Cement	EGP	59.300	3.93	61.54	57	75	31.67	509,629,340	0.3%	8,660,598	14,999	260,812,477	15,466,179,886	2,608,124,770	6.73	13.74		2,298,246,400	31/12/2025	1.00 EGP	09/04/2025

#	Stock Name	CR	Close Price	% Chg.	Max Price	Min Price	Max in 52Wks	Min in 52Wks	EGP Value Traded	% of Total	Volume Traded (Shares)	# of Trades	No. Listed Shares	Market Capital in EGP	Paid Capital in EGP	Trailing P/E	Sector P/E	DY%	EGP Net Profit	Net Profit Date	Last Coupon	Pay Date
76	International Company For Fertilizers & Chemicals	EGP	16.170	9.93	16.64	14.49	33.2	13.5	503,668,848	0.3%	33,018,226	17,439	116,775,000	1,888,251,750	233,550,000	8.82	17.46		214,103,796	31/12/2025	0.20 EGP	30/09/2019
77	Sharm Dreams Co. for Tourism Investment	EGP	44.060	10.09	46.49	40.12	46.49	15.2	494,215,325	0.3%	11,571,904	7,238	52,985,460	2,334,539,368	529,854,600	10.39	14.62		224,605,000	31/12/2025	0.50 EGP	18/08/2019
78	Canal Shipping Agencies	EGP	30.600	11.07	31.23	27.62	37.79	20	482,915,353	0.3%	16,220,627	16,670	300,000,000	9,180,000,000	300,000,000	8.96	8.46	9.48	1,024,880,038	30/06/2025	2.90 EGP	22/12/2022
79	Taqa Arabia	EGP	13.670	2.55	13.89	12.95	16.04	10.5	477,222,754	0.3%	35,574,092	14,774	1,352,353,800	18,486,676,446	676,176,900	15.31	18.57		1,207,218,780	31/12/2025		
80	Misr Oils & Soap	EGP	305.720	108.47	340	147	314.88	59.8	466,600,297	0.3%	1,939,152	18,408	6,000,000	1,834,320,000	60,000,000	36.57	25.97	0.16	50,152,501	30/06/2025	0.50 EGP	29/01/2022
81	Misr Beni Suef Cement	EGP	264.000	4.75	300	248	302	70.3	450,938,371	0.3%	1,694,233	12,311	55,022,327	14,525,894,328	550,223,270	3.68	13.74	2.68	3,946,364,471	31/12/2025	6.00 EGP	20/07/2022
82	Copper For Commercial Investment & Real Estate Development	EGP	0.313	2.29	0.319	0.274	1.2	0.274	449,581,558	0.3%	1,541,173,066	17,748	1,576,642,320	493,489,046	236,496,348	110.38	25.25		-2,086,472	31/12/2025	2.90 EGP	14/07/2019
83	MM Group For Industry And International Trade	EGP	8.700	22.54	8.73	7.13	9.15	6.01	438,780,400	0.3%	56,862,934	17,769	1,888,275,148	16,427,993,788	1,170,730,592	12.72	17.46		1,291,226,239	31/12/2025		
84	Obour Land For Food Industries	EGP	22.070	6.05	22.98	20.01	26.5	15.62	431,380,336	0.3%	20,065,732	18,361	400,000,000	8,828,000,000	400,000,000	10.34	25.97	7.93	854,180,006	31/12/2025	1.75 EGP	26/03/2022
85	ASEC Company For Mining - ASCOM	EGP	45.010	13.03	47.4	40	53.85	28.15	429,149,707	0.3%	9,591,535	11,776	50,000,000	2,250,500,000	500,000,000		13.74		-331,823,936	31/12/2024		
86	Rubex International for Plastic and Acrylic Manufacturing	EGP	11.500	31.28	13.9	8.64	13.9	8.07	422,050,284	0.3%	35,691,766	11,847	61,519,946	707,479,379	153,799,865	37.79	13.74		18,723,584	31/12/2024	0.20 EGP	31/05/2019
87	Egyptian Media Production City	EGP	30.650	7.06	32.49	27.51	37.19	19.2	414,915,904	0.2%	13,750,730	9,938	189,630,000	5,812,159,500	1,896,300,000	7.42	12.43		783,568,936	31/12/2025	0.50 EGP	31/07/2022
88	Maridive & oil services	USD	0.439	7.33	0.442	0.392	0.51	0.239	414,495,612	0.2%	18,762,285	1,841	470,255,740	10,950,028,301	9,977,246,744	9.42	6.82		1,162,073,722	31/12/2024	0.06 USD	31/05/2019
89	FERCHEM MISR CO. FOR FERTILLIZERS & CHEMICALS	EGP	81.030	4.47	88.77	76.5	101	54.73	411,380,537	0.2%	4,992,297	13,659	400,000,000	32,412,000,000	800,000,000	14.84	13.74		2,184,285,878	31/12/2025	6.04 EGP	16/10/2022
90	Raya Customer Experience	EGP	9.320	9.52	9.65	8.56	12.14	6.53	404,561,820	0.2%	44,569,422	16,175	199,206,202	1,856,601,803	99,603,101	5.73	12.43		323,908,281	31/12/2025	0.85 EGP	12/06/2019
91	General Silos & Storage	EGP	268.890	23.17	299	217.02	347.99	145.01	391,242,939	0.2%	1,444,735	11,634	17,500,000	4,705,575,000	175,000,000	22.84	25.97	1.58	206,020,691	30/06/2024	4.25 EGP	21/12/2022
92	Alexandria New Medical Center	EGP	55.870	24.52	67	36.52	67	15.65	382,317,256	0.2%	6,978,535	17,534	124,581,600	6,960,373,992	124,581,600	126.45	23.40		55,042,560	31/12/2025	0.80 EGP	15/06/2022
93	Gulf Canadian Real Estate Investment Co.	EGP	1.970	36.81	2.05	1.43	4.9	1.2	377,490,535	0.2%	217,024,811	10,268	210,000,000	413,700,000	105,000,000		14.68		-219,812	31/12/2025	0.24 EGP	28/04/2019
94	Sabaa International Company for Pharmaceutical and Chemical	EGP	3.500	12.90	3.7	3.11	4.9	1.07	370,680,046	0.2%	107,734,089	14,758	250,000,000	875,000,000	100,000,000		23.40		-18,038,915	31/12/2024		
95	El Obour Real Estate Investment	EGP	37.130	8.57	41.45	34	45.75	8.36	362,407,006	0.2%	9,512,275	14,735	40,000,000	1,485,200,000	200,000,000	30.12	14.68		49,317,233	31/12/2025	0.30 EGP	31/08/2022
96	Bonyan for Development and Trade	EGP	4.420	6.76	4.47	4.04	5.15	3.45	357,184,338	0.2%	83,957,647	13,692	1,704,403,226	7,533,462,259	1,704,403,226	3.76	14.68		2,001,363,173	31/12/2025		
97	Lecico Egypt	EGP	26.000	10.17	27.15	23.71	29.5	21	348,675,293	0.2%	13,616,782	9,931	80,000,000	2,080,000,000	400,000,000	2.26	13.74		919,390,055	31/12/2024	0.25 EGP	30/04/2019
98	Medical Packaging Company	EGP	1.620	10.20	1.7	1.47	2.02	1.06	345,320,025	0.2%	214,991,222	12,433	655,000,000	1,061,100,000	131,000,000	29.01	23.40		36,577,567	31/12/2024		
99	Egyptian Real Estate Group	EGP	1.320	16.81	1.36	1.1	1.7	0.73	341,725,884	0.2%	273,180,875	11,476	400,000,000	528,000,000	80,000,000	1,233.35	14.68		428,103	31/12/2024	0.50 EGP	20/07/2022
100	Nozha International Hospital	EGP	20.540	66.59	21.4	12.15	19.38	7	335,170,881	0.2%	19,740,373	15,609	242,000,000	4,970,680,000	242,000,000	28.54	23.40		174,192,974	31/12/2025	0.10 EGP	30/04/2022
101	Sharkia National Food	EGP	12.320	18.01	12.5	10.07	11.77	6.8	334,054,640	0.2%	30,363,116	7,686	163,927,120	2,019,582,118	81,963,560	2,525.77	25.97		799,592	31/12/2025	0.10 EGP	27/04/2019
102	GPI For Urban Growth	EGP	0.860	4.62	0.919	0.825	0.919	0.218	329,936,439	0.2%	374,996,649	10,889	1,636,363,630	1,407,272,722	163,636,363	79.50	25.25		17,701,144	31/12/2025	0.08 EGP	10/08/2019

#	Stock Name	CR	Close Price	% Chg.	Max Price	Min Price	Max in 52Wks	Min in 52Wks	EGP Value Traded	% of Total	Volume Traded (Shares)	# of Trades	No. Listed Shares	Market Capital in EGP	Paid Capital in EGP	Trailing P/E	Sector P/E	DY%	EGP Net Profit	Net Profit Date	Last Coupon	Pay Date
103	Suez Canal Bank S.A.E	EGP	33.140	-31.39	53.79	33	53.79	20.7	328,304,378	0.2%	8,619,994	15,771	1,000,000,000	33,140,000,000	10,000,000,000	5.16	4.44		6,421,407,000	31/12/2025	1.00 EGP	23/04/200
104	Elsaeed Contracting& Real Estate Investment Company SCCD	EGP	1.360	3.82	1.44	1.32	1.63	0.83	325,665,924	0.2%	237,816,089	6,799	725,231,685	986,315,092	725,231,685	10.62	14.68		92,887,233	31/12/2025	0.10 EGP	23/11/201
105	AJWA for Food Industries company Egypt	EGP	131.470	16.71	136	111.49	155.5	92.55	316,512,264	0.2%	2,463,096	6,653	20,095,300	2,641,929,091	200,953,000	242.87	25.97		10,877,969	31/12/2024	2.50 EGP	17/05/199
106	Speed Medical	EGP	0.397	20.30	0.415	0.33	0.419	0.3	314,493,017	0.2%	832,963,571	11,350	1,663,716,715	660,495,536	332,743,343		23.40		-79,999,474	31/12/2024		
107	Natural Gas & Mining Project (Egypt Gas)	EGP	48.720	18.51	48.97	41.22	48.5	33.03	309,593,208	0.2%	6,947,285	10,168	144,222,343	7,026,512,551	1,442,223,430	21.83	18.57		321,852,599	31/12/2025	0.50 EGP	30/04/202
108	Nasr Company for Civil Works	EGP	5.440	16.74	5.59	4.67	9.35	3.5	307,832,781	0.2%	60,197,371	13,804	210,000,000	1,142,400,000	210,000,000	18.93	25.25		60,347,386	31/12/2025	0.50 EGP	29/04/202
109	Premium HealthCare Group	EGP	0.095	13.10	0.098	0.081	0.132	0.07	306,977,965	0.2%	3,536,726,277	14,507	23,630,397,700	2,244,887,782	2,363,039,770	266.81	23.40		8,413,824	31/12/2023		
110	Atlas For Investment and Food Industries	EGP	1.760	5.39	1.88	1.61	3.64	1.45	303,441,584	0.2%	173,026,495	11,834	651,285,400	1,146,262,304	65,128,540		14.68		-6,089,671	31/12/2024		
111	Delta For Printing & Packaging	EGP	144.410	39.92	149	103.6	152.9	66.54	301,328,768	0.2%	2,383,654	13,077	5,600,000	808,696,000	28,000,000	11.00	12.56		73,492,218	31/12/2025	9.00 EGP	22/04/202
112	Egypt for Poultry	EGP	9.220	10.16	9.6	8.29	12.25	4.4	299,792,923	0.2%	32,901,222	13,940	42,570,000	392,495,400	85,140,000		25.97		-10,776,159	31/12/2025	0.25 EGP	15/08/200
113	Egyptians Housing Development & Reconstruction	EGP	2.200	7.84	2.32	2.05	2.61	0.34	282,459,984	0.2%	129,804,605	8,630	672,000,000	1,478,400,000	336,000,000	19.93	14.68	4.55	74,193,866	31/12/2025	0.10 EGP	16/04/202
114	Al Tawfeek Leasing Company-A.T.LEASE	EGP	4.630	-0.86	4.91	4.54	5.68	3.3	264,206,844	0.2%	56,093,468	9,571	400,000,000	1,852,000,000	1,000,000,000	6.84	13.28	7.49	270,604,977	31/12/2025	0.35 EGP	15/04/202
115	Egyptian Iron & Steel	EGP	33.870	10.58	37.99	29	49.37	22.05	261,102,178	0.2%	7,582,729	11,754	976,872,278	33,086,664,056	1,758,370,100		13.74		-646,923,187	30/06/2021	0.40 EGP	20/11/200
116	Al Baraka Bank Egypt	EGP	22.320	14.46	22.5	19.64	22.45	10.75	258,622,080	0.2%	12,152,942	12,544	727,139,130	16,229,745,382	5,089,973,910	4.05	4.44	4.93	4,003,261,000	31/12/2025	1.10 EGP	16/04/202
117	Prime Holding	EGP	2.070	6.15	2.15	1.95	2.45	0.75	251,940,697	0.1%	123,224,660	7,558	350,000,000	724,500,000	350,000,000	6.68	13.28		108,448,274	31/12/2025	0.30 EGP	17/04/201
118	Subscription Rights Of Arab Developers Holding -2	EGP	0.080	14.29	0.083	0.059	0.073	0.059	243,193,749	0.1%	3,633,218,221	11,128	10,000,000,000	800,000,000	700,000,000		14.68					
119	International Agricultural Products	EGP	20.350	6.77	20.79	18.82	26.5	13.36	238,718,506	0.1%	12,037,330	9,194	497,288,366	10,119,818,248	994,576,732	21.58	17.46		468,995,121	30/06/2025	1.00 EGP	26/10/202
120	Gadwa For Industrial Development	EGP	0.816	10.27	0.84	0.74	8.17	0.733	229,014,155	0.1%	291,970,038	10,062	5,391,194,685	4,399,214,863	2,048,653,980	8.74	12.56		503,377,819	31/12/2025		
121	Naeem Real Estate Holding Group	EGP	9.440	22.28	10.29	7.71	10.29	6.2	227,290,452	0.1%	24,799,822	8,364	127,745,048	1,205,913,253	638,725,240	9.43	14.68		127,871,659	31/12/2025		
122	The Arab Ceramic CO.- Ceramica Remas	EGP	1.150	11.65	1.17	1.03	2	0.93	225,477,760	0.1%	202,253,427	7,855	1,078,125,000	1,239,843,750	269,531,250	33.00	13.74		37,567,318	31/12/2025	0.03 EGP	24/04/202
123	El Arabia for Land Reclamation	EGP	396.150	18.41	396.15	319.51	547	62.32	225,048,195	0.1%	649,418	7,882	5,200,000	2,059,980,000	26,000,000	403.27	25.25		5,108,199	30/06/2025	1.92 EGP	20/06/201
124	General Company For Land Reclamation,Development & Reconstru	EGP	214.110	31.52	214.11	162	280.36	44.5	224,021,126	0.1%	1,208,462	7,689	6,510,000	1,393,856,100	65,100,000		25.25		-24,864,705	30/06/2025	0.83 EGP	20/10/200
125	Pioneers Properties For Urban Development - PRE Group	EGP	5.040	23.53	5.22	4.08	5.22	2.71	220,987,031	0.1%	46,652,712	6,571	1,047,150,160	5,277,636,806	4,712,175,720	7.83	14.68		674,303,642	31/12/2025		
126	Ismailia National Food Industries	EGP	97.420	14.10	101	85	139.99	61	220,907,521	0.1%	2,403,507	7,430	20,366,500	1,984,104,430	101,832,500	27.65	25.97		71,762,139	31/12/2025	0.25 EGP	30/04/202
127	Cairo Pharmaceuticals	EGP	318.440	27.31	339.97	251.02	339.97	132	215,049,976	0.1%	714,614	11,358	14,934,375	4,755,702,375	149,343,750	10.72	23.40	5.26	443,721,265	30/06/2025	16.74 EGP	16/11/202
128	Universal For Paper and Packaging Materials (Unipack	EGP	0.287	11.24	0.296	0.26	1.44	0.231	211,870,790	0.1%	754,286,441	8,178	2,291,442,606	657,644,028	229,144,261	50.41	21.16		13,045,758	31/12/2025	0.01 EGP	20/06/202
129	Alexandria Flour Mills	EGP	68.120	20.01	70.39	56	83.8	23.25	210,395,689	0.1%	3,270,955	10,362	32,891,778	2,240,587,917	164,458,890	41.37	25.97	1.10	54,165,000	30/06/2025	0.75 EGP	12/11/202

#	Stock Name	CR	Close Price	% Chg.	Max Price	Min Price	Max in 52Wks	Min in 52Wks	EGP Value Traded	% of Total	Volume Traded (Shares)	# of Trades	No. Listed Shares	Market Capital in EGP	Paid Capital in EGP	Trailing P/E	Sector P/E	DY%	EGP Net Profit	Net Profit Date	Last Coupon	Pay Date
130	ODIN Investments	EGP	1.930	9.04	1.99	1.78	2.37	1.32	206,909,349	0.1%	108,293,168	6,286	600,000,000	1,158,000,000	150,000,000	9.98	13.28	3.89	116,085,888	30/06/2025	0.08 EGP	22/04/2025
131	Misr Chemical Industries	EGP	35.440	-5.11	37.95	32.3	39.39	25	206,664,460	0.1%	5,824,572	11,480	109,687,500	3,887,325,000	438,750,000	6.82	13.74	11.29	569,747,000	30/06/2025	4.00 EGP	06/11/2025
132	Samad Misr -EGYFERT	EGP	200.260	15.72	246	172	259.99	92.01	202,414,986	0.1%	938,081	9,226	9,600,000	1,922,496,000	48,000,000	30.39	17.46		63,258,371	31/12/2025	6.31 EGP	06/10/2025
133	Rowad Tourism (Al Rowad)	EGP	35.220	19.76	36	29.31	38.01	23.14	198,502,330	0.1%	6,107,294	6,535	17,311,800	609,721,596	173,118,000		14.62		-13,704,661	31/12/2024	1.50 EGP	03/06/2025
134	Industrial & Engineering Enterprises Co.	EGP	0.445	10.42	0.457	0.403	0.545	0.275	197,635,806	0.1%	459,461,515	10,158	1,458,000,000	648,810,000	291,600,000	24.62	25.25		26,357,293	31/12/2025	1.50 EGP	11/02/2025
135	Arab Valves Company	EGP	8.260	17.50	8.5	7.03	10.1	3.76	195,326,789	0.1%	25,368,645	8,043	74,942,787	619,027,421	74,942,787	231.72	13.74		2,671,473	31/12/2024	0.10 EGP	15/05/2025
136	International Co For Investment & Development	EGP	4.400	16.71	4.84	3.75	4.99	2.77	194,223,731	0.1%	44,686,047	5,791	100,000,000	440,000,000	100,000,000	41.87	14.68		10,508,790	31/12/2024	0.70 EGP	25/05/2025
137	Engineering Industries (ICON)	EGP	34.080	9.34	34.4	30.65	39.77	21	193,818,695	0.1%	5,884,146	5,975	145,500,000	4,958,640,000	582,000,000	4.68	25.25		1,059,539,297	31/12/2025	1.25 EGP	08/05/2025
138	El Shams Housing & Urbanization	EGP	7.560	9.09	7.87	6.94	9.54	5.99	192,592,561	0.1%	25,688,467	6,142	226,875,000	1,715,175,000	226,875,000	10.57	14.68	0.70	162,330,200	31/12/2025	0.05 EGP	28/12/2025
139	Mena Touristic & Real Estate Investment	EGP	5.780	9.89	6.27	5.1	6.27	3.94	191,549,613	0.1%	33,292,237	6,844	241,921,635	1,398,307,050	241,921,635		14.68		-25,260,993	31/12/2025	1.25 EGP	03/05/2025
140	Egyptian Gulf Marseilia For Real Estate Investment	EGP	4.540	9.66	5.17	4.15	5.17	2.48	187,823,976	0.1%	39,981,805	7,210	207,648,000	942,721,920	103,824,000		14.68		-15,962,137	31/12/2024	0.10 EGP	04/10/2025
141	Egyptian Financial & Industrial	EGP	213.830	5.42	239	202.06	283	144	186,126,241	0.1%	878,367	4,418	100,000,000	21,383,000,000	1,000,000,000	26.08	13.74		819,752,000	31/12/2025	15.00 EGP	30/04/2025
142	Delta Sugar	EGP	49.010	4.12	49.9	46.8	55.49	43.5	184,072,815	0.1%	3,831,008	9,601	142,198,075	6,969,127,656	710,990,375		25.97		-526,127,247	31/12/2025	5.00 EGP	26/12/2025
143	Pyramisa Hotels	EGP	209.780	16.44	228	180.51	213	100.01	178,174,951	0.1%	867,391	3,772	25,350,000	5,317,923,000	507,000,000	6.20	14.62		858,086,616	31/12/2025	1.00 EGP	10/05/2025
144	Subscription Rights Of AL Khair River For Dev Agric Inv-1	EGP	0.219	-15.12	0.235	0.188	0.235	0.188	177,415,283	0.1%	825,478,964	12,029	1,900,000,000	416,100,000	490,200,000		25.97					
145	B Investments Holding	EGP	39.940	7.86	42.74	37.09	45.89	21.1	177,006,563	0.1%	4,379,899	9,289	218,362,786	8,721,409,673	1,091,813,930	13.33	13.28		654,122,351	31/12/2025	0.03 USD	24/06/2025
146	M.B Engineering	EGP	3.530	4.44	3.83	3.32	4.99	2.03	175,934,250	0.1%	49,302,376	8,967	202,544,221	714,981,100	101,272,111	21.08	12.56		33,912,188	31/12/2025		
147	Arabia Investments Holding	EGP	0.338	10.10	0.353	0.307	0.8	0.264	170,787,145	0.1%	510,667,882	8,959	1,558,128,698	526,647,500	296,044,453		13.28		-21,915,693	31/12/2024	0.20 EGP	30/01/2025
148	Wadi Kom Ombo Land Reclamation	EGP	330.000	15.75	335.89	240	357.99	83.1	168,930,920	0.1%	573,172	5,768	5,600,000	1,848,000,000	28,000,000	42.86	25.25	4.57	43,114,007	30/06/2024	15.07 EGP	30/12/2025
149	Arab Pharmaceuticals	EGP	183.300	24.09	195	147.6	249.98	98.15	167,674,586	0.1%	963,082	7,725	12,000,000	2,199,600,000	120,000,000	9.65	23.40	4.55	227,858,000	30/06/2025	8.33 EGP	30/10/2025
150	Arabia for Investment and Development	EGP	0.470	4.68	0.481	0.43	0.541	0.249	165,455,257	0.1%	359,512,182	6,808	1,558,128,698	732,320,488	171,394,157		13.28					
151	Giza General Contracting	EGP	0.422	14.99	0.437	0.351	0.67	0.351	161,983,472	0.1%	402,929,854	7,961	2,164,070,000	913,237,540	432,814,000	6.48	25.25		140,950,518	31/12/2025	0.60 EGP	12/02/2025
152	El Kahera El Watania Investment	EGP	77.580	42.01	83.82	53.71	109	22.52	157,676,658	0.1%	2,316,815	7,546	10,500,000	814,590,000	105,000,000	19.23	13.28		42,361,498	31/12/2025	0.50 EGP	26/04/2025
153	Arab Aluminum	EGP	20.810	2.51	21.9	20	23.9	10.5	155,418,004	0.1%	7,467,545	8,453	42,390,300	882,142,143	42,390,300	438.84	13.74		2,010,150	31/12/2025	0.08 EGP	02/06/2025
154	Glaxo Smith Kline	EGP	68.010	15.98	70.1	58.46	81.5	32.66	154,431,749	0.1%	2,326,998	7,387	83,514,200	5,679,800,742	835,142,000	26.64	23.40	1.47	213,235,741	31/12/2025	1.00 EGP	14/01/2025
155	Contact Financial Holding	EGP	4.370	8.44	4.43	4	6.2	3.71	151,693,620	0.1%	36,090,622	4,335	1,196,974,000	5,230,776,380	191,515,840	11.11	13.28		470,857,742	31/12/2025	0.25 EGP	13/04/2025
156	Egyptian Arabian(Themar)Comp. For Securities&Bonds Brok. EAC	EGP	5.100	59.38	5.4	3.15	5.4	2.65	148,893,443	0.1%	34,893,510	8,154	100,000,000	510,000,000	80,000,000	20.81	13.28		24,507,617	31/12/2025	0.05 EGP	13/05/2025

#	Stock Name	CR	Close Price	% Chg.	Max Price	Min Price	Max in 52Wks	Min in 52Wks	EGP Value Traded	% of Total	Volume Traded (Shares)	# of Trades	No. Listed Shares	Market Capital in EGP	Paid Capital in EGP	Trailing P/E	Sector P/E	DY%	EGP Net Profit	Net Profit Date	Last Coupon	Pay Date
157	El Ezz Porcelain (Gemma)	EGP	28.500	13.95	29.3	25.05	37	21.67	148,280,605	0.1%	5,373,208	4,638	53,342,513	1,520,261,621	266,712,565	17.93	13.74		-88,788,290	31/12/2025	0.90 EGP	20/04/2025
158	El Nasr Clothes & Textiles (Kabo)	EGP	6.080	3.93	6.3	5.85	7.3	4.31	147,997,062	0.1%	24,534,865	5,459	564,693,841	3,433,338,553	564,693,841	22.26	10.00		154,203,977	30/06/2025	2.00 EGP	29/05/2025
159	South Cairo & Giza Mills & Bakeries	EGP	245.300	13.89	270	216.01	343	66	147,794,744	0.1%	614,963	6,575	6,000,000	1,471,800,000	30,000,000	242.43	25.97		6,071,000	30/06/2025	2.30 EGP	04/12/2019
160	Ismailia Development and Real Estate Co	EGP	38.410	18.84	39	32.29	43.8	22.32	146,840,321	0.1%	4,101,074	6,331	36,838,250	1,414,957,183	147,353,000	1,076.89	14.68		1,313,930	31/12/2025		
161	Grand Investment Capital	EGP	52.870	0.67	59.59	46	59.59	11.15	144,525,629	0.1%	2,631,882	4,255	7,800,000	412,386,000	39,000,000	36.26	13.28		11,374,441	31/03/2025	0.20 Piaster	27/06/2019
162	Taaleem Management Services	EGP	15.520	7.93	15.8	14.41	18.7	9.2	143,570,379	0.1%	9,561,344	3,344	734,037,191	11,392,257,204	734,037,191	19.65	35.80		579,636,114	31/08/2025		
163	El Ahli Investment and Development	EGP	35.370	7.87	36.34	31.5	39.08	23.9	141,331,211	0.1%	4,040,874	4,939	18,000,000	636,660,000	180,000,000	19.61	13.28		32,468,709	31/12/2024	1.70 EGP	04/04/1999
164	Development & Engineering Consultants	EGP	82.000	7.32	83.99	73.01	117.97	45	138,433,332	0.1%	1,726,694	4,853	23,522,400	1,928,836,800	329,313,600	36.95	14.68		52,207,698	31/12/2024	1.00 EGP	26/04/2019
165	Minapharm Pharmaceuticals	EGP	667.960	45.21	700	460.01	659	167.3	112,987,774	0.1%	196,655	5,370	11,780,940	7,869,196,682	117,809,400	48.84	23.40	0.39	161,109,433	31/12/2024	2.50 EGP	17/08/2025
166	Remco for Touristic Villages Construction	EGP	4.070	13.06	4.58	3.5	4.64	2.79	112,665,270	0.1%	27,969,926	3,816	246,797,813	1,004,467,099	2,467,978,130	0.36	14.62		2,810,705,840	31/12/2024	1.25 EGP	07/08/2009
167	Arab Cotton Ginning	EGP	8.350	10.01	8.48	6.94	10.38	6.94	112,425,149	0.1%	13,783,997	5,716	264,815,881	2,211,212,606	1,191,671,465	4.31	10.00		512,852,930	30/06/2025	0.25 EGP	24/01/2025
168	Tanmiya for Real Estate Investment	EGP	4.790	12.97	5.02	4.24	5.56	2.6	112,307,402	0.1%	23,898,281	5,064	145,500,000	696,945,000	145,500,000	18.67	14.68		37,332,561	31/12/2025		
169	North Cairo Mills	EGP	112.200	16.29	114.15	96	158.95	37.55	111,620,097	0.1%	1,045,651	5,827	10,700,000	1,200,540,000	107,000,000	18.70	25.97	2.67	64,184,844	30/06/2025	3.00 EGP	06/11/2025
170	National Housing for Professional Syndicates	EGP	76.540	21.74	76.88	62	107.9	44	108,985,705	0.1%	1,590,441	4,879	16,000,000	1,224,640,000	160,000,000	20.82	14.68		58,808,023	31/12/2025	7.50 EGP	29/12/2025
171	Cairo Educational Services	EGP	63.690	21.31	66.99	52.82	85.66	27.1	107,297,839	0.1%	1,733,277	5,791	12,000,000	764,280,000	48,000,000	53.37	35.80	2.20	14,320,483	31/08/2025	1.40 EGP	21/01/2025
172	Aspire Capital Holding For Financial Investments	EGP	0.299	6.79	0.309	0.28	0.352	0.24	106,364,658	0.1%	362,515,104	4,566	2,000,000,000	598,000,000	400,000,000	8.81	13.28		67,881,004	31/12/2024	0.05 EGP	11/05/2019
173	Digitize for Investment And Technology	EGP	2.890	7.84	3.08	2.56	8.97	2.56	105,292,906	0.1%	36,684,648	8,070	108,000,000	312,120,000	108,000,000	11.98	12.43		26,045,378	31/12/2024		
174	The Arab Dairy Products Co. Arab Dairy - Panda	EGP	3.750	9.65	3.93	3.36	4.35	2.53	105,024,477	0.1%	28,369,214	4,619	500,000,000	1,875,000,000	500,000,000		25.97		-183,171,393	31/12/2025	0.50 EGP	29/04/2019
175	Subscription Rights Of South Valley Cement -1	EGP	2.710	135.65	2.9	0.89	2.5	0.89	103,011,403	0.1%	54,047,877	9,460	482,256,840	1,306,916,036	554,595,366		13.74					
176	Kafr El Zayat Pesticides	EGP	10.260	5.12	10.49	9.73	14.59	8.8	101,827,269	0.1%	10,062,832	5,192	240,089,400	2,463,317,244	240,089,400	9.27	13.74	4.39	265,693,830	31/12/2024	0.45 EGP	30/09/2025
177	Lotus For Agricultural Investments And Development	EGP	0.555	6.12	0.567	0.523	0.685	0.413	98,153,328	0.1%	181,105,288	5,391	1,050,000,000	582,750,000	105,000,000	71.65	25.97		8,133,359	31/12/2025		
178	The Egyptian Modern Education Systems	EGP	0.820	-1.20	0.854	0.79	0.989	0.341	91,127,416	0.1%	110,575,294	4,264	1,005,000,000	824,100,000	100,500,000	166.53	35.80		4,948,625	30/06/2025		
179	Catalyst Partners Middle East ?CPME	EGP	21.990	30.27	22.8	16.75	22.8	10	91,098,116	0.1%	4,505,724	212	301,901,933	6,638,823,507	3,019,019,330		13.28					
180	Golden Textiles & Clothes Wool	EGP	46.500	9.93	47.89	42.17	55.48	24	90,325,675	0.1%	1,991,250	3,263	14,283,363	664,176,380	142,833,630	5.99	10.00		110,891,091	31/12/2025	0.50 EGP	15/08/2019
181	Middle Egypt Flour Mills	EGP	102.570	21.61	107.8	80	138	48	75,503,252	0.0%	763,648	5,152	14,722,935	1,510,131,443	147,229,350	10.78	25.97	4.87	140,112,324	30/06/2025	5.00 EGP	06/11/2025
182	Cairo For Investment And Real Estate Developments-CIRA Edu	EGP	19.770	15.75	20.49	17.1	20.68	12	75,434,483	0.0%	3,957,262	3,638	582,790,325	11,521,764,725	233,116,130	36.99	35.80	1.73	311,452,995	31/08/2025	0.34 EGP	30/12/2025
183	National Printing	EGP	23.130	14.68	23.35	19.91	25.75	18	71,839,628	0.0%	3,287,330	1,665	215,338,669	4,980,783,414	215,338,669	12.36	21.16		403,027,663	31/12/2025		
184	Naeem Holding	USD	0.103	-1.90	0.107	0.1	0.14	0.103	69,391,533	0.0%	12,554,300	583	350,414,638	1,914,414,965	13,010,587,144		13.28		-2,352,248,883	31/12/2025	0.07 USD	28/04/2019

#	Stock Name	CR	Close Price	% Chg.	Max Price	Min Price	Max in 52Wks	Min in 52Wks	EGP Value Traded	% of Total	Volume Traded (Shares)	# of Trades	No. Listed Shares	Market Capital in EGP	Paid Capital in EGP	Trailing P/E	Sector P/E	DY%	EGP Net Profit	Net Profit Date	Last Coupon	Pay Date
185	Gharbia Islamic Housing Development	EGP	40.210	11.45	41.77	36.1	57.13	23.1	67,623,454	0.0%	1,712,319	3,782	5,625,000	226,181,250	22,500,000	40.76	14.68		5,549,285	31/12/2025	0.20 EGP	13/06/2019
186	El Wadi For International and Investement Development	EGP	1.810	11.73	1.88	1.6	1.88	1	64,130,047	0.0%	37,258,525	2,031	182,000,000	329,420,000	182,000,000		14.62		-13,906,073	31/12/2024	0.44 EGP	02/06/2019
187	CI Capital Holding For Financial Investments	EGP	11.190	7.39	11.99	10.32	11.99	5.43	63,892,391	0.0%	5,732,011	2,922	1,000,000,000	11,190,000,000	1,000,000,000	7.38	13.28		1,515,786,644	31/12/2025	0.70 EGP	29/05/2022
188	Misr Hotels	EGP	27.360	9.00	27.95	24.93	35.85	22.06	59,758,379	0.0%	2,242,181	3,167	396,000,000	10,834,560,000	396,000,000	7.80	14.62	5.48	1,389,393,161	30/06/2025	1.50 EGP	01/10/2022
189	Arabian Food Industries DOMTY	EGP	25.030	7.56	25.66	23.28	27.5	18.05	58,800,522	0.0%	2,392,110	3,143	282,608,695	7,073,695,636	56,521,739	43.86	25.97		161,266,829	31/12/2025	0.85 EGP	26/05/2022
190	Alexandria Pharmaceuticals	EGP	910.190	14.78	949	701.66	1,000.96	400.02	56,781,663	0.0%	65,748	3,416	5,000,000	4,550,950,000	50,000,000	11.63	23.40	6.92	391,169,830	30/06/2025	62.95 EGP	06/11/2022
191	Osool ESB Securities Brokerage	EGP	1.860	18.47	1.9	1.56	2.29	0.8	54,938,699	0.0%	32,596,854	3,262	522,663,550	972,154,203	52,266,355	57.95	13.28		16,774,936	31/12/2025	0.38 EGP	24/11/2019
192	The United Bank	EGP	13.670	1.48	13.9	13.41	19.08	12.4	53,111,060	0.0%	3,896,286	3,354	1,100,000,000	15,037,000,000	5,500,000,000	6.18	4.44		2,431,285,000	31/12/2025	0.75 EGP	18/06/2022
193	Egyptian Gulf Bank	USD	0.380	0.00	0.388	0.364	0.431	0.247	50,403,747	0.0%	2,492,428	844	510,106,066	10,281,599,926	27,056,841,910	2.45	4.44		4,188,531,419	31/12/2025	0.59 EGP	19/06/2022
194	Alexandria Spinning & Weaving (SPINALEX)	EGP	14.250	-3.13	14.9	14.11	15.38	8.77	49,461,256	0.0%	3,397,746	1,417	360,720,911	5,140,272,982	721,441,822		10.00		-13,611,758	30/06/2025	0.05 EGP	14/12/2022
195	A Capital Holding	EGP	7.610	2.70	8.2	7.36	10	2.63	46,768,529	0.0%	6,040,883	4,594	731,259,771	5,564,886,857	219,377,931	7.75	14.68		717,939,801	31/12/2025		
196	Mohandes Insurance	EGP	25.030	8.64	26.8	20.27	33.77	17	42,376,944	0.0%	1,730,848	1,708	260,000,000	6,507,800,000	650,000,000	33.31	13.28		195,399,220	30/06/2025	0.39 EGP	20/01/2022
197	Northern Upper Egypt Development & Agricultural Production	EGP	3.040	34.51	3.22	2.26	4.08	2.11	30,628,938	0.0%	11,235,867	2,588	63,496,550	193,029,512	63,496,550		25.97		-12,160,526	31/12/2025		
198	Upper Egypt Flour Mills	EGP	500.470	12.22	573.8	435	748.99	243.1	26,977,129	0.0%	53,026	1,823	7,000,000	3,503,290,000	70,000,000	12.58	25.97	4.00	278,495,356	30/06/2025	20.00 EGP	11/12/2022
199	Certificates of Odin Egyptian Equity Investment Fund-KASAB	EGP	3.660	3.39	3.94	3.45	8.07	1.2	25,195,409	0.0%	6,774,116	1,935	20,184,548	73,875,446	20,184,548	7.06	13.28		10,458,183	31/12/2025		
200	United Housing & Development	EGP	10.410	11.34	10.94	9.1	12	6.85	23,320,608	0.0%	2,282,604	1,457	235,423,613	2,450,759,811	294,279,516	11.13	14.68		220,291,703	31/12/2025	0.06 EGP	28/06/2019
201	ARAB POLVARA SPINNING & WEAVING CO.	EGP	8.760	11.88	9.06	7.81	11.65	7.52	23,287,868	0.0%	2,761,623	2,175	93,686,560	820,694,266	468,432,800		10.00		-46,947,449	31/12/2025	0.23 EGP	10/05/2009
202	Egyptians Real Estate Fund Certificates	EGP	13.500	10.66	14	11.15	16.38	8.06	14,602,937	0.0%	1,136,402	1,655	18,003,720	243,050,220	180,037,200	5.40	13.28		45,011,340	31/12/2025		
203	El Ahram Co. For Printing And Packing	EGP	12.760	0.71	14.39	12.26	14.39	7.41	14,028,881	0.0%	1,075,473	1,505	8,320,000	106,163,200	41,600,000		21.16		-96,763,495	31/12/2025	0.25 EGP	11/08/2019
204	East Delta Flour Mills	EGP	326.500	10.15	331.27	296.51	470	203.25	11,259,847	0.0%	35,733	1,195	6,000,000	1,959,000,000	60,000,000	8.29	25.97	7.04	236,371,000	30/06/2025	23.00 EGP	09/11/2022
205	Egyptian Satellites (NileSat)	USD	8.420	7.81	8.65	7.6	8.15	6.39	10,812,650	0.0%	26,151	183	37,324,984	16,669,721,257	9,898,884,357	4.79	12.43		3,479,656,684	31/12/2025	0.55 USD	08/05/2022
206	Middle & West Delta Flour Mills	EGP	542.610	6.13	555	500	580	300.1	10,217,728	0.0%	19,204	833	7,500,000	4,069,575,000	75,000,000	9.58	25.97	6.63	424,847,000	30/06/2025	36.00 EGP	29/10/2022
207	GMC GROUP FOR INDUSTRIAL COMMERCIAL & FINANCIAL INVESTMENTS	EGP	1.760	-9.28	1.93	1.7	2.26	1.03	9,037,329	0.0%	5,019,032	1,534	41,616,333	73,244,746	83,232,666		17.46		-47,507,258	31/12/2024		
208	Subscription Rights Of Alexandria New Medical Center -2	EGP	40.650	29.71	40.65	40			8,774,733	0.0%	215,880	506	120,000,000	4,878,000,000	3,760,800,000		23.40					
209	Rakta Paper Manufacturing	EGP	25.160	8.92	26.45	22.5	29.85	19.2	8,262,933	0.0%	337,678	735	30,000,000	754,800,000	150,000,000		21.16		-51,764,576	30/06/2023	0.25 EGP	31/12/2009
210	Misr Duty Free Shops	EGP	31.970	3.13	35.8	30.05	37.5	25	8,260,973	0.0%	259,321	714	93,750,000	2,997,187,500	93,750,000	7.47	17.46	10.43	401,297,728	30/06/2025	3.34 EGP	30/09/2022

#	Stock Name	CR	Close Price	% Chg.	Max Price	Min Price	Max in 52Wks	Min in 52Wks	EGP Value Traded	% of Total	Volume Traded (Shares)	# of Trades	No. Listed Shares	Market Capital in EGP	Paid Capital in EGP	Trailing P/E	Sector P/E	DY%	EGP Net Profit	Net Profit Date	Last Coupon	Pay Date	
211	El Nasr For Manufacturing Agricultural Crops	EGP	37.420	1.19	38.8	36.5	51.7	31.03	5,775,575	0.0%	155,527	599	7,865,428	294,324,316	78,654,280		25.97		-2,337,318	31/03/2025			
212	Concrete Fashion Group For Commercial& Industrial Investment	USD	0.109	-0.91	0.11	0.102	0.147	0.088	4,631,334	0.0%	825,513	215	470,250,000	2,718,766,552	1,745,996,868	6.05	10.00		449,638,258	31/01/2024	0.01 USD	04/02/2025	
213	TransOceans Tours	USD	0.034	9.68	0.035	0.03	0.039	0.03	2,367,777	0.0%	1,363,265	83	100,000,000	180,341,440	530,416,000	12.37	14.62		14,584,273	31/12/2025	0.00 USD	14/10/2025	
214	El Orouba Securities Brokerage	EGP	1.340	14.53	1.4	1.19	1.34	0.98	1,432,015	0.0%	1,133,769	101	29,500,000	39,530,000	29,500,000		13.28		-2,917,569	31/12/2024	0.09 EGP	22/02/2025	
215	GTEX For Commercial And Industrial	USD	0.033	0.00	0.035	0.031	0.039	0.031	642,805	0.0%	368,896	68	470,250,000	823,112,809	897,941,246		10.00						
216	El Shams Pyramids For Hotels& Touristic Projects	USD	1.910	0.00	1.91	1.53	2.55	1.53	572,217	0.0%	5,914	11	84,138,015	8,523,976,529	4,462,814,936		14.62		-474,919,900	31/12/2025			
217	Golden Pyramids Plaza	USD	1.400	0.00	1.33	1.33	1.48	0.89	21,164	0.0%	300	1	577,591,386	42,890,919,764	30,636,371,260	26.15	14.62		1,640,251,066	31/12/2024	0.10 USD	28/06/2025	
218	Marsa Marsa Alam For Tourism Development	EGP	3.370	0.00	3.53	3.53	3.53	2.1	19,468	0.0%	5,515	5	50,000,000	168,500,000	50,000,000		14.62		-3,347,095	31/12/2024			
219	Societe Arabe Internationale De Banque S.A.E.	USD	2.110	0.00	2.53	2.53	2.53	2.11	7,333	0.0%	55	1	33,102,500	3,704,758,180	17,558,095,640	2.32	4.44	14.22	1,596,996,224	31/12/2025	0.30 USD	16/04/2025	
220	International Company For Leasing (IncoLEASE)	EGP	15.760	0.00	18.91	18.91	49.2	15.76	2,269	0.0%	120	2	50,777,999	800,261,264	507,779,990	3.13	13.28		255,808,657	31/12/2025	2.50 EGP	29/09/2025	
221	Delta Insurance	EGP	11.380	0.00	13.65	13.65	17.07	13.65	546	0.0%	40	1	125,000,000	1,422,500,000	500,000,000	1.60	13.28		888,091,436	31/12/2025	2.00 EGP	22/06/2025	

- Main Market Companies with more than one ISIN

Stock Name	CR	No. Listed Shares	Paid Capital in EGP	Market Capital in EGP	EGP Net Profit	Net Profit Date	Last Coupon	Pay Date	Trailing P/E	Sector P/E	DY %
Faisal Islamic Bank of Egypt - In EGP	EGP	637,845,023	25,399,585,971	28,942,262,227	4,679,155,000	31/12/2025	1.91 EGP	16/04/2026	4.54	4.44	5.72
Faisal Islamic Bank of Egypt - In US Dollars	USD	637,845,023	25,399,585,971	28,942,262,227	4,679,155,000	31/12/2025	0.04 USD	16/04/2026	7.09	4.44	4.08
Saudi Egyptian Investment & Finance	EGP	5,000,000	537,116,000	611,498,800	45,250,788	31/12/2025	2.00 EGP	23/03/2025	21.46	13.28	
Saudi Egyptian Investment & Finance \$	USD	5,000,000	537,116,000	611,498,800	45,250,788	31/12/2025	0.04 USD	23/03/2025	5.57	13.28	
Valmore Holding-EGP	EGP	1,183,229,551	12,401,988,379	42,177,479,230	9,866,575,286	31/12/2025	2.37 EGP	29/04/2026	4.01	13.28	7.10
Valmore Holding	USD	1,183,229,551	12,401,988,379	42,177,479,230	9,866,575,286	31/12/2025	0.04 USD	29/04/2025	4.39	13.28	
QALAA For Financial Investments	EGP	4,226,464,000	21,132,320,000	20,263,872,349	8,188,398,000	31/12/2024			1.86	13.28	
QALA For Financial Investments - Preferred Shares	EGP	4,226,464,000	21,132,320,000	20,263,872,349	8,188,398,000	31/12/2024			0.62	13.28	

- Main Market Traded Companies that have more than one ISIN

Stock Name	CR	Open Price	Max Price	Min Price	Max in 52Wks	Min in 52Wks	Close Price	% Chg.	EGP Value Traded	% of Total	Volume Traded (Shares)	# of Trades
Faisal Islamic Bank of Egypt - In EGP	EGP	33.170	34.81	30	36.5	26.01	33.330	0.48	100,850,928	0.6%	3,018,059	5,088
Faisal Islamic Bank of Egypt - In US Dollars	USD	1.000	1.02	0.95	1.04	0.95	0.980	-2.00	80,632,103	0.5%	1,561,225	831
Saudi Egyptian Investment & Finance	EGP	141.630	207	140.3	214	60	194.210	37.12	188,574,698	1.1%	1,040,060	7,702
Valmore Holding-EGP	EGP	32.400	35.3	31.6	35.3	22.7	33.400	3.09	2,955,210,437	17.9%	89,425,379	53,137
Valmore Holding	USD	0.699	0.737	0.682	0.741	0.63	0.690	-1.29	478,131,648	2.9%	12,831,018	2,645
QALAA For Financial Investments	EGP	3.930	4.92	3.8	4.81	2.2	4.730	20.36	12,695,070,242	76.9%	3,025,688,468	72,187



Annex (6)

- Treasury Bonds

#	ISIN	Bond Name	CR	Issue Date	Maturity Date	Coupons	CP Rate %	EGP Issue Size	Weighted Average Current Yield %	Weighted Average YTM %	Average Clean Price %	Last Clean Price %	Last Gross Price	No. of Trades	Value Traded	Last Trade Date
1	EGBGR02261F8	Treasury Bonds 02 April 2026	EGP	02/04/2019	02/04/2026	2	16.5	18,157,065,000				105.64	1,135.73			26/03/2025
2	EGBGR04671F6	Treasury Bonds 05 April 2026	EGP	05/04/2023	05/04/2026	1	21.7	288,480,000					1,000.00			
3	EGBGR03171F8	Treasury Bonds 06 April 2026	EGP	06/04/2021	06/04/2026	2	14.483	56,760,006,000				99.09	1,052.18			09/03/2026
4	EGBGR04681F5	Treasury Bonds 06 April 2026	EGP	06/04/2023	06/04/2026	1	21.7	686,280,000					1,000.00			
5	EGBGR04701F1	Treasury Bonds 12 April 2026	EGP	12/04/2023	12/04/2026	1	21.7	1,028,090,000					1,000.00			
6	EGBGR04711F0	Treasury Bonds 13 April 2026	EGP	13/04/2023	13/04/2026	1	21.7	218,265,000					1,000.00			
7	EGBGR04721F9	Treasury Bonds 19 April 2026	EGP	19/04/2023	19/04/2026	1	21.7	323,302,000					1,000.00			
8	EGBGR04691V1	Treasury Bonds 25 April 2026 Variable Return	EGP	25/04/2023	25/04/2026	4	25.843	1,188,000,000				99.46	998.52			30/04/2023
9	EGBGR04731F8	Treasury Bonds 16 May 2026	EGP	16/05/2023	16/05/2026	1	23	7,500,000,000					1,000.00			
10	EGBGR04741V4	Treasury Bonds 23 May 2026 Variable Return	EGP	23/05/2023	23/05/2026	4	24.9	50,000,000					1,000.00			
11	EGBGR04651V5	Treasury Bonds 06 June 2026 Variable Return	EGP	06/06/2023	06/06/2026	4	24.9	50,000,000					1,000.00			
12	EGBGR04751F6	Treasury Bonds 27 June 2026	EGP	27/06/2023	27/06/2026	1	21.7	10,884,797,000					1,000.00			
13	EGBGR03241F9	Treasury Bonds 29 June 2026	EGP	29/06/2021	29/06/2026	2	14.562	4,950,000,000					1,000.00			
14	EGBGR05751F5	Treasury Bonds 02 July 2026	EGP	02/07/2024	02/07/2026	1	24.7	700,000,000					1,000.00			
15	EGBGR01841F8	Treasury Bonds 05 July 2026	EGP	05/07/2016	05/07/2026	2	17.15	10,247,049,000				99.77	1,035.60			26/03/2025
16	EGBGR03361F5	Treasury Bonds 06 July 2026	EGP	06/07/2021	06/07/2026	2	14.563	16,817,320,000				97.04	990.96			26/02/2026
17	EGBGR04771F4	Treasury Bonds 11 July 2026	EGP	11/07/2023	11/07/2026	1	23	7,335,747,000				99.28	1,030.63			08/09/2025
18	EGBGR04781V0	Treasury Bonds 11 July 2026 Variable Return	EGP	11/07/2023	11/07/2026	4	25	5,325,000,000					1,000.00			
19	EGBGR02301F2	Treasury Bonds 06 AUG 2026	EGP	06/08/2019	06/08/2026	2	15.6	15,414,427,000				103.94	1,060.08			26/03/2025
20	EGBGR04791F2	Treasury Bonds 28 August 2026	EGP	28/08/2023	28/08/2026	1	23.99	5,000,000,000					1,000.00			
21	EGBGR04811F8	Treasury Bonds 05 September 2026	EGP	05/09/2023	05/09/2026	1	25	262,272,000,000				101.00	1,142.91			18/03/2026

#	ISIN	Bond Name	CR	Issue Date	Maturity Date	Coupons	CP Rate %	EGP Issue Size	Weighted Average Current Yield %	Weighted Average YTM %	Average Clean Price %	Last Clean Price %	Last Gross Price	No. of Trades	Value Traded	Last Trade Date
22	EGBGR04821F7	Treasury Bonds 10 September 2026	EGP	10/09/2023	10/09/2026	1	24.04	438,150,000					1,000.00			
23	EGBGR05911F5	Treasury Bonds 17 September 2026	EGP	17/09/2024	17/09/2026	1	25.744	550,000,000				100.43	1,007.84			22/09/2024
24	EGBGR04841F5	Treasury Bonds 24 September 2026	EGP	24/09/2023	24/09/2026	1	24.087	511,204,000					1,000.00			
25	EGBGR04871F2	Treasury Bonds 01 October 2026	EGP	01/10/2023	01/10/2026	1	24.09	9,132,319,000					1,000.00			
26	EGBGR05921F4	Treasury Bonds 01 October 2026	EGP	01/10/2024	01/10/2026	2	25.072	25,527,475,000				99.41	1,118.75			30/09/2025
27	EGBGR04861V0	Treasury Bonds 03 October 2026 Variable Return	EGP	03/10/2023	03/10/2026	4	25	255,000,000					1,000.00			
28	EGBGR04891F0	Treasury Bonds 04 October 2026	EGP	04/10/2023	04/10/2026	1	24.09	172,064,000					1,000.00			
29	EGBGR03501F6	Treasury Bonds 05 October, 2026	EGP	05/10/2021	05/10/2026	2	14.424	9,009,168,000				82.17	864.89			22/01/2025
30	EGBGR04911F6	Treasury Bonds 08 October 2026	EGP	08/10/2023	08/10/2026	1	24.09	974,760,000					1,000.00			
31	EGBGR04931F4	Treasury Bonds 12 October 2026	EGP	12/10/2023	12/10/2026	1	24.09	553,555,000					1,000.00			
32	EGBGR02371F5	Treasury Bonds 15 October 2026	EGP	15/10/2019	15/10/2026	2	14.217	17,394,832,000				95.69	1,006.09			18/02/2026
33	EGBGR04941F3	Treasury Bonds 15 October 2026	EGP	15/10/2023	15/10/2026	1	24.09	218,265,000					1,000.00			
34	EGBGR04981F9	Treasury Bonds 22 October 2026	EGP	22/10/2023	22/10/2026	1	24.09	380,662,000					1,000.00			
35	EGBGR04991F8	Treasury Bonds 31 October 2026	EGP	31/10/2023	31/10/2026	1	24.09	10,000,000,000					1,000.00			
36	EGBGR06001F4	Treasury Bonds 31 October 2026	EGP	31/10/2024	31/10/2026	2	24.791	8,852,371,000					1,000.00			
37	EGBGR04961F1	Treasury Bonds 07 November 2026	EGP	07/11/2023	07/11/2026	1	23.54	56,861,000					1,000.00			
38	EGBGR05011F4	Treasury Bonds 30 November 2026	EGP	30/11/2023	30/11/2026	1	23.987	16,841,860,000					1,000.00			
39	EGBGR05041F1	Treasury Bonds 14 December 2026	EGP	14/12/2023	14/12/2026	2	23.987	2,638,470,000					1,000.00			
40	EGBGR05051F0	Treasury Bonds 20 December 2026	EGP	20/12/2023	20/12/2026	2	23.987	24,924,000					1,000.00			
41	EGBGR06041F0	Treasury Bonds 31 December 2026	EGP	31/12/2024	31/12/2026	1	24.903	12,000,000,000					1,000.00			
42	EGBGR05131F0	Treasury Bonds 04 January 2027	EGP	04/01/2024	04/01/2027	2	23.987	601,103,000					1,000.00			
43	EGBGR02481F2	Treasury Bonds 07 JAN 2027	EGP	07/01/2020	07/01/2027	2	13.771	14,603,846,000				94.08	956.44			17/02/2026
44	EGBGR03601F4	Treasury Bonds 11 January 2027	EGP	11/01/2022	11/01/2027	2	14.285	5,360,298,000				75.52	809.78			28/05/2024
45	EGBGR06061F8	Treasury Bonds 14 January 2027	EGP	14/01/2025	14/01/2027	2	23.463	8,360,611,000				100.20	1,011.69			29/01/2025
46	EGBGR06071F7	Treasury Bonds 04 February 2027	EGP	04/02/2025	04/02/2027	2	22.957	4,991,450,000				99.11	1,012.62			10/03/2025
47	EGBGR06201F0	Treasury Bonds 27 February 2027	EGP	27/02/2025	27/02/2027	2	23.445	7,852,371,000					1,000.00			
48	EGBGR05261V2	Treasury Bonds 28 February 2027 Variable Return	EGP	28/02/2024	28/02/2027	4	25	2,500,000,000					1,000.00			
49	EGBGR05271V1	Treasury Bonds 01 March 2027 Variable Return	EGP	29/02/2024	01/03/2027	4	25	8,421,188,000					1,000.00			

#	ISIN	Bond Name	CR	Issue Date	Maturity Date	Coupons	CP Rate %	EGP Issue Size	Weighted Average Current Yield %	Weighted Average YTM %	Average Clean Price %	Last Clean Price %	Last Gross Price	No. of Trades	Value Traded	Last Trade Date
50	EGBGR05281F3	Treasury Bonds 01 March 2027	EGP	29/02/2024	01/03/2027	1	25.75	8,420,930,000					1,000.00			
51	EGBGR06081F6	Treasury Bonds 04 March 2027	EGP	04/03/2025	04/03/2027	2	23.531	14,060,600,000	23.871	25.250	98.57	98.57	1,007.48	2	1,007,484,997.80	07/04/2026
52	EGBGR05311F8	Treasury Bonds 07 March 2027	EGP	07/03/2024	07/03/2027	2	23.987	94,955,000					1,000.00			
53	EGBGR05321F7	Treasury Bonds 10 March 2027	EGP	10/03/2024	10/03/2027	2	23.987	438,150,000					1,000.00			
54	EGBGR05331F6	Treasury Bonds 19 March 2027	EGP	19/03/2024	19/03/2027	2	26.233	4,597,350,000				101.15	1,136.89			11/03/2026
55	EGBGR05371F2	Treasury Bonds 24 March 2027	EGP	24/03/2024	24/03/2027	2	26.233	529,139,000					1,000.00			
56	EGBGR02561F1	Treasury Bonds 31 March 2027	EGP	31/03/2020	31/03/2027	2	14	1,000,000,000				99.97	1,031.87			22/06/2020
57	EGBGR06221F8	Treasury Bonds 01 April 2027	EGP	01/04/2025	01/04/2027	2	22.143	2,487,200,000				98.78	1,030.94			11/12/2025
58	EGBGR03721F0	Treasury Bonds 05 April 2027	EGP	05/04/2022	05/04/2027	2	14.222	1,035,245,000				100.15	1,007.75			20/04/2022
59	EGBGR05471F0	Treasury Bonds 07 April 2027	EGP	07/04/2024	07/04/2027	2	25.46	1,186,282,000					1,000.00			
60	EGBGR02591F8	Treasury Bonds 14 APR 2027	EGP	14/04/2020	14/04/2027	2	13.204	3,725,800,000				74.88	804.32			15/03/2023
61	EGBGR05491F8	Treasury Bonds 15 April 2027	EGP	15/04/2024	15/04/2027	2	25.151	2,615,510,000					1,000.00			
62	EGBGR05501V1	Treasury Bonds 15 April 2027 Variable Return	EGP	15/04/2024	15/04/2027	4	24.9375	1,098,695,000					1,000.00			
63	EGBGR05481F9	Treasury Bonds 16 April 2027	EGP	16/04/2024	16/04/2027	2	25.151	9,662,600,000				101.92	1,057.90			11/12/2025
64	EGBGR05521F2	Treasury Bonds 21 April 2027	EGP	21/04/2024	21/04/2027	2	25.151	393,459,000					1,000.00			
65	EGBGR02631F2	Treasury Bonds 28 APR 2027	EGP	28/04/2020	28/04/2027	2	13.391	3,375,000,000					1,000.00			
66	EGBGR06281F2	Treasury Bonds 06 May 2027	EGP	06/05/2025	06/05/2027	2	22.262	5,880,100,000				99.79	1,026.19			22/12/2025
67	EGBGR05441F3	Treasury Bonds 07 May 2027	EGP	07/05/2024	07/05/2027	2	25.021	20,049,988,000				100.35	1,099.61			26/03/2026
68	EGBGR01981F2	Treasury Bonds 09 MAY 2027	EGP	09/05/2017	09/05/2027	2	17.18	14,912,480,000				108.55	1,150.52			26/03/2025
69	EGBGR05591F5	Treasury Bonds 12 May 2027	EGP	12/05/2024	12/05/2027	2	25.021	265,086,000					1,000.00			
70	EGBGR02681F7	Treasury Bonds 19 May 2027	EGP	19/05/2020	19/05/2027	2	13.548	5,000,000,000					1,000.00			
71	EGBGR05611F1	Treasury Bonds 19 May 2027	EGP	19/05/2024	19/05/2027	1	25.021	672,750,000					1,000.00			
72	EGBGR05621F0	Treasury Bonds 21 May 2027	EGP	21/05/2024	21/05/2027	2	24.832	1,508,802,000					1,000.00			
73	EGBGR05651F7	Treasury Bonds 26 May 2027	EGP	26/05/2024	26/05/2027	2	24.832	1,671,287,000					1,000.00			
74	EGBGR05661F6	Treasury Bonds 28 May 2027	EGP	28/05/2024	28/05/2027	2	24.347	660,080,000					1,000.00			
75	EGBGR05681F4	Treasury Bonds 30 May 2027	EGP	30/05/2024	30/05/2027	2	24.347	1,343,400,000					1,000.00			
76	EGBGR05691F3	Treasury Bonds 03 June 2027	EGP	03/06/2024	03/06/2027	2	23.865	1,879,951,000					1,000.00			
77	EGBGR05451F2	Treasury Bonds 04 June 2027	EGP	04/06/2024	04/06/2027	2	23.865	52,517,173,000				101.65	1,129.33			24/11/2025

#	ISIN	Bond Name	CR	Issue Date	Maturity Date	Coupons	CP Rate %	EGP Issue Size	Weighted Average Current Yield %	Weighted Average YTM %	Average Clean Price %	Last Clean Price %	Last Gross Price	No. of Trades	Value Traded	Last Trade Date
78	EGBGR02711F2	Treasury Bonds 09 June 2027	EGP	09/06/2020	09/06/2027	2	13.723	1,238,275,000				87.98	943.88			27/11/2025
79	EGBGR05711F9	Treasury Bonds 09 June 2027	EGP	09/06/2024	09/06/2027	1	23.865	184,439,000					1,000.00			
80	EGBGR02791F4	Treasury Bonds 23 June 2027	EGP	23/06/2020	23/06/2027	2	13.861	8,375,000,000					1,000.00			
81	EGBGR05741F6	Treasury Bonds 23 June 2027	EGP	23/06/2024	23/06/2027	1	23.837	5,716,678,000					1,000.00			
82	EGBGR05771F3	Treasury Bonds 27 June 2027	EGP	27/06/2024	27/06/2027	2	23.837	9,999,999,000					1,000.00			
83	EGBGR03861F4	Treasury Bonds 28 June 2027	EGP	28/06/2022	28/06/2027	2	14.233	3,000,000,000					1,000.00			
84	EGBGR06381F0	Treasury Bonds 29 June 2027	EGP	29/06/2025	29/06/2027	2	23.98	7,000,000,000					1,000.00			
85	EGBGR05781F2	Treasury Bonds 01 July 2027	EGP	01/07/2024	01/07/2027	1	23.851	3,946,017,000					1,000.00			
86	EGBGR05761F4	Treasury Bonds 02 July 2027	EGP	02/07/2024	02/07/2027	1	23.851	17,619,782,000				98.85	1,157.07			17/03/2026
87	EGBGR02831F8	Treasury Bonds 07 JUL 2027	EGP	07/07/2020	07/07/2027	2	14.406	16,598,775,000				90.02	947.21			04/11/2025
88	EGBGR06391F9	Treasury Bonds 08 July 2027	EGP	08/07/2025	08/07/2027	2	24.114	3,181,375,000				101.25	1,076.06			13/10/2025
89	EGBGR03911F7	Treasury Bonds 12 July 2027	EGP	12/07/2022	12/07/2027	2	15.5	259,627,000					1,000.00			
90	EGBGR06421F4	Treasury Bonds 05 August 2027	EGP	05/08/2025	05/08/2027	2	24.829	18,514,000,000	25.032	25.427	99.19	104.39	1,099.50	3	630,615,244.16	27/04/2026
91	EGBGR05841V1	Treasury Bonds 13 August 2027 Variable Return	EGP	13/08/2024	13/08/2027	4	25.9928	9,576,540,000				101.45	1,071.45			17/07/2025
92	EGBGR05851F3	Treasury Bonds 13 August 2027	EGP	13/08/2024	13/08/2027	1	25.318	195,886,359,000	25.611	25.785	98.86	99.40	1,174.37	104	21,180,068,374.91	30/04/2026
93	EGBGR06441F2	Treasury Bonds 02 September 2027	EGP	02/09/2025	02/09/2027	2	23.727	15,897,050,000	24.169	25.260	98.17	98.17	1,004.90	7	3,064,948,751.90	07/04/2026
94	EGBGR06491F7	Treasury Bonds 07 September 2027	EGP	07/09/2025	07/09/2027	2	23.523	2,000,000,000					1,000.00			
95	EGBGR05891F9	Treasury Bonds 09 September 2027	EGP	09/09/2024	09/09/2027	1	25.187	900,000,000					1,000.00			
96	EGBGR05901F6	Treasury Bonds 10 September 2027	EGP	10/09/2024	10/09/2027	1	25.187	2,250,000,000					1,000.00			
97	EGBGR04221V7	Treasury Bonds 29 September 2027 Variable Return	EGP	29/09/2022	29/09/2027	1	27.5	8,884,797,000					1,000.00			
98	EGBGR05931F3	Treasury Bonds 01 October 2027	EGP	01/10/2024	01/10/2027	1	24.458	192,103,955,000	24.855	25.291	98.40	98.32	1,124.56	214	40,976,552,943.82	30/04/2026
99	EGBGR06501F3	Treasury Bonds 07 October 2027 Fixed Return	EGP	07/10/2025	07/10/2027	2	22.845	31,861,155,000	23.578	25.425	96.89	96.89	1,079.35	2	433,194,125.81	01/04/2026
100	EGBGR05961V7	Treasury Bonds 08 October 2027 Variable Return	EGP	08/10/2024	08/10/2027	4	24.3496	29,325,500,000				100.79	1,050.52			09/03/2026
101	EGBGR02941F5	Treasury Bonds 13 October 2027	EGP	13/10/2020	13/10/2027	2	14.556	33,340,889,000				90.65	960.47			25/02/2026
102	EGBGR06571F6	Treasury Bonds 30 October 2027	EGP	30/10/2025	30/10/2027	2	22.778	13,000,000,000					1,000.00			
103	EGBGR05991F7	Treasury Bonds 31 October 2027	EGP	31/10/2024	31/10/2027	1	24.047	9,000,000,000					1,000.00			
104	EGBGR06551F8	Treasury Bonds 04 November 2027	EGP	04/11/2025	04/11/2027	2	22.74	15,122,900,000				100.89	1,040.32			24/12/2025
105	EGBGR05971F9	Treasury Bonds 05 November 2027	EGP	05/11/2024	05/11/2027	1	24.072	64,606,810,000				101.68	1,132.17			29/04/2025

#	ISIN	Bond Name	CR	Issue Date	Maturity Date	Coupons	CP Rate %	EGP Issue Size	Weighted Average Current Yield %	Weighted Average YTM %	Average Clean Price %	Last Clean Price %	Last Gross Price	No. of Trades	Value Traded	Last Trade Date
106	EGBGR02041F4	Treasury Bonds 07 November 2027	EGP	07/11/2017	07/11/2027	2	15.7	13,649,321,000				85.19	858.29			22/05/2025
107	EGBGR06591F4	Treasury Bonds 10 November 2027	EGP	10/11/2025	10/11/2027	2	22.706	1,934,962,000					1,000.00			
108	EGBGR02991F0	Treasury Bonds 25 NOV 2027	EGP	25/11/2020	25/11/2027	2	14.423	2,000,000,000					1,000.00			
109	EGBGR06011F3	Treasury Bonds 28 November 2027	EGP	28/11/2024	28/11/2027	1	24.084	167,973,000					1,000.00			
110	EGBGR06611F0	Treasury Bonds 02 December 2027	EGP	02/12/2025	02/12/2027	2	22.695	35,155,040,000	23.209	24.290	97.78	99.77	1,090.64	3	1,174,006,995.27	30/04/2026
111	EGBGR05981F8	Treasury Bonds 03 December 2027	EGP	03/12/2024	03/12/2027	1	24.144	322,966,884,000	24.934	26.224	96.83	96.56	1,048.30	11	3,131,167,608.11	07/04/2026
112	EGBGR06021F2	Treasury Bonds 09 December 2027	EGP	09/12/2024	09/12/2027	1	24.216	2,418,879,000					1,000.00			
113	EGBGR03031F4	Treasury Bonds 29 December 2027	EGP	29/12/2020	29/12/2027	2	14.18	4,000,000,000					1,000.00			
114	EGBGR06051F9	Treasury Bonds 31 December 2027	EGP	31/12/2024	31/12/2027	1	23.976	5,852,371,000					1,000.00			
115	EGBGR03081F9	Treasury Bonds 05 January 2028	EGP	05/01/2021	05/01/2028	2	14.292	29,722,459,000				88.79	943.43			25/11/2025
116	EGBGR06661F5	Treasury Bonds 06 January 2028	EGP	06/01/2026	06/01/2028	2	22.422	42,713,130,000	22.712	23.255	98.74	98.00	1,045.66	5	247,541,978.01	22/04/2026
117	EGBGR06091F5	Treasury Bonds 07 January 2028	EGP	07/01/2025	07/01/2028	2	22.576	48,626,639,000	23.257	24.603	97.08	98.20	1,047.52	32	4,150,132,800.43	22/04/2026
118	EGBGR06131V6	Treasury Bonds 14 January 2028 Variable Return	EGP	14/01/2025	14/01/2028	4	24.1936	41,005,665,000	25.143	25.083	100.10	100.12	1,004.49	8	4,265,793,401.07	19/04/2026
119	EGBGR06811F6	Treasury Bonds 28 January 2028	EGP	28/01/2026	28/01/2028	2	22.114	8,923,514,000					1,000.00			
120	EGBGR06171V2	Treasury Bonds 03 February 2028 Variable Return	EGP	03/02/2025	03/02/2028	4	23.9075	1,996,704,000					1,000.00			
121	EGBGR06721Z5	Treasury Bonds 03 February 2028 Zero Coupon	EGP	03/02/2026	03/02/2028	0	0	3,479,000,000				69.72	697.16			17/03/2026
122	EGBGR06101F2	Treasury Bonds 04 February 2028	EGP	04/02/2025	04/02/2028	2	21.383	16,698,859,000	22.023	23.377	97.09	97.09	1,020.57	3	765,425,808.25	29/04/2026
123	EGBGR06831F4	Treasury Bonds 17 February 2028	EGP	17/02/2026	17/02/2028	2	21.762	129,730,905,000	22.730	24.654	95.75	96.25	991.95	13	3,689,784,014.69	07/04/2026
124	EGBGR06191V0	Treasury Bonds 20 February 2028 Variable Return	EGP	20/02/2025	20/02/2028	4	23.7739	1,766,666,000					1,000.00			
125	EGBGR06211V6	Treasury Bonds 27 February 2028 Variable Return	EGP	27/02/2025	27/02/2028	4	23.7739	10,000,000,000					1,000.00			
126	EGBGR03131F2	Treasury Bonds 28 February 2028	EGP	28/02/2021	28/02/2028	2	14.374	4,164,125,000					1,000.00			
127	EGBGR06111F1	Treasury Bonds 04 March 2028	EGP	04/03/2025	04/03/2028	2	21.954	98,887,272,000	22.250	22.788	98.68	98.89	1,022.86	14	1,274,245,618.07	30/04/2026
128	EGBGR06141V5	Treasury Bonds 04 March 2028 Variable Return	EGP	04/03/2025	04/03/2028	4	23.8586	35,948,000,000				100.00	1,057.60			19/11/2025
129	EGBGR06851F2	Treasury Bonds 17 March 2028	EGP	17/03/2026	17/03/2028	2	22.7	56,000,000				100.00	1,000.00			17/03/2026
130	EGBGR06901F5	Treasury Bonds 30 March 2028	EGP	30/03/2026	30/03/2028	2	22.7	5,884,797,000					1,000.00			
131	EGBGR06871F0	Treasury Bonds 31 March 2028	EGP	31/03/2026	31/03/2028	2	22.7	2,000,000,000					1,000.00			
132	EGBGR06231F7	Treasury Bonds 01 April 2028	EGP	01/04/2025	01/04/2028	2	21.263	8,182,200,000				100.20	1,046.17			16/06/2025
133	EGBGR03181F7	Treasury Bonds 13 April 2028	EGP	13/04/2021	13/04/2028	2	14.551	9,228,514,000				65.31	696.04			28/01/2024

#	ISIN	Bond Name	CR	Issue Date	Maturity Date	Coupons	CP Rate %	EGP Issue Size	Weighted Average Current Yield %	Weighted Average YTM %	Average Clean Price %	Last Clean Price %	Last Gross Price	No. of Trades	Value Traded	Last Trade Date
134	EGBGR06251V2	Treasury Bonds 22 April 2028 Variable Return	EGP	22/04/2025	22/04/2028	4	23.7824	52,835,500,000	24.965	24.850	100.27	100.27	1,060.41	1	5,302,029,499.50	15/04/2026
135	EGBGR06271F3	Treasury Bonds 06 May 2028	EGP	06/05/2025	06/05/2028	2	21.333	70,323,500,000				96.92	1,051.72			26/03/2026
136	EGBGR02111F5	Treasury Bonds 08 MAY 2028	EGP	08/05/2018	08/05/2028	2	14.9	5,170,085,000				74.78	810.01			07/04/2024
137	EGBGR06331V2	Treasury Bonds 19 May 2028 Variable Return	EGP	19/05/2025	19/05/2028	4	23.8357	4,950,000,000					1,000.00			
138	EGBGR06291V8	Treasury Bonds 27 May 2028 Variable Return	EGP	27/05/2025	27/05/2028	4	23.9975	18,210,000,000	23.996	23.969	100.01	99.96	1,041.38	3	4,123,602,735.40	30/04/2026
139	EGBGR04761F5	Treasury Bonds 27 June 2028	EGP	27/06/2023	27/06/2028	2	17	5,000,000,000					1,000.00			
140	EGBGR03251F8	Treasury Bonds 29 June 2028	EGP	29/06/2021	29/06/2028	2	14.59	5,000,000,000					1,000.00			
141	EGBGR06371V8	Treasury Bonds 29 June 2028 Variable Return	EGP	29/06/2025	29/06/2028	4	24.3208	17,852,371,000					1,000.00			
142	EGBGR06351F3	Treasury Bonds 01 July 2028	EGP	01/07/2025	01/07/2028	1	23.44	110,734,716,000	23.985	24.605	97.73	97.75	1,170.79	34	5,616,307,562.67	28/04/2026
143	EGBGR06401V3	Treasury Bonds 08 July 2028 Variable Return	EGP	08/07/2025	08/07/2028	4	24.5545	12,110,000,000				100.45	1,031.01			13/11/2025
144	EGBGR03371F4	Treasury Bonds 13 July 2028	EGP	13/07/2021	13/07/2028	2	14.585	2,346,925,000				86.85	893.86			17/03/2026
145	EGBGR06431F3	Treasury Bonds 05 August 2028	EGP	05/08/2025	05/08/2028	1	24.439	138,644,020,000	24.648	24.634	99.15	99.21	1,171.54	5	473,642,397.82	30/04/2026
146	EGBGR06481F8	Treasury Bonds 26 August 2028	EGP	26/08/2025	26/08/2028	1	23.381	211,266,792,000	23.990	24.541	97.47	98.29	1,135.31	22	3,113,958,494.93	21/04/2026
147	EGBGR04801F9	Treasury Bonds 28 August 2028	EGP	28/08/2023	28/08/2028	1	21.5	12,861,851,000					1,000.00			
148	EGBGR06461V7	Treasury Bonds 02 September 2028 Variable Return	EGP	02/09/2025	02/09/2028	4	24.6833	16,854,000,000				100.24	1,024.32			30/09/2025
149	EGBGR04831F6	Treasury Bonds 12 September 2028	EGP	12/09/2023	12/09/2028	1	20	10,000,000,000					1,000.00			
150	EGBGR04881F1	Treasury Bonds 01 October 2028	EGP	01/10/2023	01/10/2028	1	21.5	12,875,447,000					1,000.00			
151	EGBGR06511F2	Treasury Bonds 07 October 2028 Fixed Return	EGP	07/10/2025	07/10/2028	2	21.738	42,315,750,000				101.73	1,100.27			23/02/2026
152	EGBGR06521V8	Treasury Bonds 07 October 2028 Variable Return	EGP	07/10/2025	07/10/2028	4	24.6983	14,476,000,000				99.72	1,023.77			12/11/2025
153	EGBGR03511F5	Treasury Bonds 12 October 2028	EGP	12/10/2021	12/10/2028	2	14.575	1,425,328,000				66.98	676.93			30/10/2023
154	EGBGR06581F5	Treasury Bonds 30 October 2028	EGP	30/10/2025	30/10/2028	2	21.822	5,923,514,000					1,000.00			
155	EGBGR03551F1	Treasury Bonds 31 October 2028	EGP	31/10/2021	31/10/2028	2	14.595	2,000,000,000					1,000.00			
156	EGBGR05001F5	Treasury Bonds 31 October 2028	EGP	31/10/2023	31/10/2028	1	21.5	6,841,860,000					1,000.00			
157	EGBGR06561F7	Treasury Bonds 04 November 2028	EGP	04/11/2025	04/11/2028	2	21.703	30,668,355,000				102.19	1,096.28			08/03/2026
158	EGBGR02181F8	Treasury Bonds 06 November 2028	EGP	06/11/2018	06/11/2028	2	18	9,075,678,000				112.80	1,197.61			26/03/2025
159	EGBGR06601V8	Treasury Bonds 25 November 2028 Variable Return	EGP	25/11/2025	25/11/2028	4	24.875	7,840,000,000				100.05	1,021.32			23/12/2025
160	EGBGR06621F9	Treasury Bonds 02 December 2028	EGP	02/12/2025	02/12/2028	2	21.492	80,137,518,000	21.957	22.563	97.88	97.44	1,062.35	12	3,373,904,806.19	30/04/2026
161	EGBGR06651F6	Treasury Bonds 29 December 2028	EGP	29/12/2025	29/12/2028	2	21.141	5,884,797,000					1,000.00			

#	ISIN	Bond Name	CR	Issue Date	Maturity Date	Coupons	CP Rate %	EGP Issue Size	Weighted Average Current Yield %	Weighted Average YTM %	Average Clean Price %	Last Clean Price %	Last Gross Price	No. of Trades	Value Traded	Last Trade Date
162	EGBGR03611F3	Treasury Bonds 04 January 2029	EGP	04/01/2022	04/01/2029	2	14.598	3,895,872,000				93.09	1,000.68			26/06/2023
163	EGBGR06681V0	Treasury Bonds 06 January 2029 Variable Return	EGP	06/01/2026	06/01/2029	4	24.825	298,500,000				99.51	1,035.66			03/03/2026
164	EGBGR06691F2	Treasury Bonds 06 January 2029	EGP	06/01/2026	06/01/2029	2	21.182	62,443,880,000	21.177	21.105	100.02	100.05	1,062.56	2	1,497,670,499.01	22/04/2026
165	EGBGR05151V5	Treasury Bonds 16 January 2029 Variable Return	EGP	16/01/2024	16/01/2029	4	26.6875	4,600,000,000				99.84	1,058.68			31/12/2025
166	EGBGR06711F8	Treasury Bonds 20 January 2029	EGP	20/01/2026	20/01/2029	2	21.173	73,828,745,000	21.558	21.997	98.22	99.71	1,055.04	32	7,956,928,821.73	29/04/2026
167	EGBGR06821F5	Treasury Bonds 28 January 2029	EGP	28/01/2026	28/01/2029	2	20.981	10,000,000,000					1,000.00			
168	EGBGR06751F4	Treasury Bonds 17 February 2029	EGP	17/02/2026	17/02/2029	2	20.741	22,829,030,000	21.077	21.465	98.42	97.65	1,012.58	8	1,154,722,457.65	21/04/2026
169	EGBGR05231V5	Treasury Bonds 20 February 2029 Variable Return	EGP	20/02/2024	20/02/2029	4	27.1875	14,650,000,000					1,000.00			
170	EGBGR06801F7	Treasury Bonds 17 March 2029	EGP	17/03/2026	17/03/2029	2	21.17	1,280,000,000				100.01	1,004.67			25/03/2026
171	EGBGR06881F9	Treasury Bonds 31 March 2029	EGP	31/03/2026	31/03/2029	2	21.2	19,169,513,000				100.05	1,000.54			31/03/2026
172	EGBGR06961V6	Treasury Bonds 21 April 2029	EGP	21/04/2026	21/04/2029	4	24.9458	1,385,000,000	24.969	24.990	99.91	99.91	999.09	2	384,648,120.40	21/04/2026
173	EGBGR02271F7	Treasury Bonds 07 MAY 2029	EGP	07/05/2019	07/05/2029	2	16.1	22,121,666,000				89.54	912.27			15/12/2025
174	EGBGR03751F7	Treasury Bonds 10 May 2029	EGP	10/05/2022	10/05/2029	2	14.63	176,440,000					1,000.00			
175	EGBGR03871F3	Treasury Bonds 28 June 2029	EGP	28/06/2022	28/06/2029	2	14.63	4,999,808,000					1,000.00			
176	EGBGR03901F8	Treasury Bonds 05 July 2029	EGP	05/07/2022	05/07/2029	2	14.65	54,250,000					1,000.00			
177	EGBGR05831V2	Treasury Bonds 06 August 2029 Variable Return	EGP	06/08/2024	06/08/2029	4	26.037	7,808,100,000				117.12	1,242.93			30/10/2025
178	EGBGR02341F8	Treasury Bonds 10 SEP 2029	EGP	10/09/2019	10/09/2029	2	14.4	19,080,960,000				86.24	931.57			03/03/2026
179	EGBGR05951V8	Treasury Bonds 01 October 2029 Variable Return	EGP	01/10/2024	01/10/2029	4	24.5155	4,907,405,000				110.54	1,136.91			11/11/2025
180	EGBGR02441F6	Treasury Bonds 31 December 2029	EGP	31/12/2019	31/12/2029	2	13.703	11,750,000,000				93.01	955.89			08/03/2022
181	EGBGR06151V4	Treasury Bonds 07 January 2030 Variable Return	EGP	07/01/2025	07/01/2030	4	24.3691	10,664,390,000	24.372	24.364	99.99	99.97	1,010.37	2	706,717,739.81	23/04/2026
182	EGBGR02491F1	Treasury Bonds 14 January 2030	EGP	14/01/2020	14/01/2030	2	13.564	15,697,920,000				74.97	758.87			08/08/2024
183	EGBGR02541F3	Treasury Bonds 24 March 2030	EGP	24/03/2020	24/03/2030	2	13.938	6,500,000,000				81.37	815.60			28/09/2022
184	EGBGR06241V3	Treasury Bonds 01 April 2030 Variable Return	EGP	01/04/2025	01/04/2030	4	24.2793	810,000,000				110.83	1,118.24			14/10/2025
185	EGBGR02601F5	Treasury Bonds 21 APR 2030	EGP	21/04/2020	21/04/2030	2	13.411	3,162,000,000				81.60	861.46			22/08/2022
186	EGBGR06261V1	Treasury Bonds 29 April 2030 Variable Return	EGP	29/04/2025	29/04/2030	4	24.2102	2,849,840,000				108.79	1,156.73			17/07/2025
187	EGBGR06321F6	Treasury Bonds 20 May 2030	EGP	20/05/2025	20/05/2030	2	19.98	41,815,300,000				101.49	1,026.29			10/06/2025
188	EGBGR06341V1	Treasury Bonds 10 June 2030 Variable Return	EGP	10/06/2025	10/06/2030	4	24.7471	1,490,000,000				99.56	1,020.01			09/07/2025
189	EGBGR02731F0	Treasury Bonds 16 June 2030	EGP	16/06/2020	16/06/2030	2	13.8	11,500,000					1,000.00			

#	ISIN	Bond Name	CR	Issue Date	Maturity Date	Coupons	CP Rate %	EGP Issue Size	Weighted Average Current Yield %	Weighted Average YTM %	Average Clean Price %	Last Clean Price %	Last Gross Price	No. of Trades	Value Traded	Last Trade Date
190	EGBGR06361V9	Treasury Bonds 01 July 2030 Variable Return	EGP	01/07/2025	01/07/2030	4	24.9876	9,449,855,000				110.41	1,114.27			15/01/2026
191	EGBGR06411F5	Treasury Bonds 08 July 2030	EGP	08/07/2025	08/07/2030	2	19.945	8,210,685,000				99.38	1,028.55			12/03/2026
192	EGBGR02841F7	Treasury Bonds 14 July 2030	EGP	14/07/2020	14/07/2030	2	14.425	10,460,304,000				84.02	882.15			29/10/2025
193	EGBGR06471V6	Treasury Bonds 09 September 2030 Variable Return	EGP	09/09/2025	09/09/2030	4	24.975	4,600,000,000				104.02	1,041.60			11/03/2026
194	EGBGR02951F4	Treasury Bonds 06 October 2030	EGP	06/10/2020	06/10/2030	2	14.664	20,129,017,000				85.84	911.55			15/02/2026
195	EGBGR06531V7	Treasury Bonds 07 October 2030 Variable Return	EGP	07/10/2025	07/10/2030	4	24.9956	6,922,690,000	23.512	22.400	108.97	108.98	1,094.65	2	19,205,090.11	14/04/2026
196	EGBGR06541F9	Treasury Bonds 14 October 2030 Fixed Return	EGP	14/10/2025	14/10/2030	2	19.698	93,202,022,000				96.56	1,048.89			17/03/2026
197	EGBGR02971F2	Treasury Bonds 27 OCT 2030	EGP	27/10/2020	27/10/2030	2	14.731	10,000,000,000					1,000.00			
198	EGBGR03001F7	Treasury Bonds 25 NOV 2030	EGP	25/11/2020	25/11/2030	2	14.505	10,164,125,000					1,000.00			
199	EGBGR06631V5	Treasury Bonds 02 December 2030 Variable Return	EGP	02/12/2025	02/12/2030	4	25.4929	16,902,260,000				109.61	1,103.02			12/03/2026
200	EGBGR03041F3	Treasury Bonds 29 December 2030	EGP	29/12/2020	29/12/2030	2	14.394	4,164,125,000					1,000.00			
201	EGBGR06671F4	Treasury Bonds 06 January 2031	EGP	06/01/2026	06/01/2031	2	19.48	7,267,900,000				99.87	1,021.87			18/02/2026
202	EGBGR03091F8	Treasury Bonds 12 January 2031	EGP	12/01/2021	12/01/2031	2	14.382	15,240,536,000				66.81	702.50			08/10/2025
203	EGBGR06701V6	Treasury Bonds 13 January 2031 Variable Return	EGP	13/01/2026	13/01/2031	4	25.476	5,593,850,000	23.654	22.347	111.86	106.98	1,081.01	5	124,126,061.71	29/04/2026
204	EGBGR06761V0	Treasury Bonds 24 February 2031 Variable Return	EGP	24/02/2026	24/02/2031	4	25.5375	1,641,490,000	24.456	23.956	104.46	105.75	1,103.40	11	293,917,176.95	29/04/2026
205	EGBGR06891F8	Treasury Bonds 31 March 2031	EGP	31/03/2026	31/03/2031	2	19.7	20,000,000,000					1,000.00			
206	EGBGR03191F6	Treasury Bonds 06 April 2031	EGP	06/04/2021	06/04/2031	2	14.82	10,901,610,000				72.51	776.57			11/08/2025
207	EGBGR03261F7	Treasury Bonds 29 June 2031	EGP	29/06/2021	29/06/2031	2	14.826	4,164,125,000					1,000.00			
208	EGBGR03381F3	Treasury Bonds 06 July 2031	EGP	06/07/2021	06/07/2031	2	14.82	2,871,378,000				71.58	770.55			19/11/2024
209	EGBGR03521F4	Treasury Bonds 05 October, 2031	EGP	05/10/2021	05/10/2031	2	14.7	540,262,000				60.39	613.98			30/10/2023
210	EGBGR03621F2	Treasury Bonds 11 January 2032	EGP	11/01/2022	11/01/2032	2	14.72	205,183,000				57.12	627.16			27/11/2023
211	EGBGR03841F6	Treasury Bonds 17 May 2032	EGP	17/05/2022	17/05/2032	2	14.372	4,255,000					1,000.00			
212	EGBGR02851F6	Treasury Bonds 28 JUL 2035	EGP	28/07/2020	28/07/2035	1	15.433	5,720,950,000				79.92	858.37			15/12/2025
213	EGBGR02961F3	Treasury Bonds 27 OCT 2035	EGP	27/10/2020	27/10/2035	1	15.342	6,200,300,000				72.29	835.56			22/07/2025
214	EGBGR03101F5	Treasury Bonds 26 January 2036	EGP	26/01/2021	26/01/2036	1	15.276	1,868,750,000				73.11	837.37			07/10/2025
215	EGBGR03201F3	Treasury Bonds 27 April 2036	EGP	27/04/2021	27/04/2036	1	15.37	1,612,570,000				100.00	1,140.23			26/03/2025
216	EGBGR03391F2	Treasury Bonds 13 July 2036	EGP	13/07/2021	13/07/2036	1	15.387	2,214,620,000				114.37	1,202.74			30/11/2025
217	EGBGR03531F3	Treasury Bonds 26 October, 2036	EGP	26/10/2021	26/10/2036	1	15.371	521,151,000				118.87	1,299.07			15/07/2025

#	ISIN	Bond Name	CR	Issue Date	Maturity Date	Coupons	CP Rate %	EGP Issue Size	Weighted Average Current Yield %	Weighted Average YTM %	Average Clean Price %	Last Clean Price %	Last Gross Price	No. of Trades	Value Traded	Last Trade Date
218	EGBGR03561F0	Treasury Bonds 31 October 2036	EGP	31/10/2021	31/10/2036	1	15.371	10,999,808,000					1,000.00			
219	EGBGR03591F7	Treasury Bonds 18 January 2037	EGP	18/01/2022	18/01/2037	1	15.379	674,535,000				80.88	816.39			05/02/2026
Total								3,856,753,442,000								



Annex (7)

- Housing Bonds

#	ISIN	Bond Name	CR	Issue Date	Call Date	Maturity Date	Coupons	Interest Rate	Years to Maturity	EGP Issue Size	Last Trade Date
1	EGBGH00291F9	Housing Bonds - Dec 2011 / 2026	EGP	01/12/2006	01/12/2011	01/12/2026	1	Yr1-Yr5=8%,Yr6-Yr10=8.5%,Yr11-Yr20=9%	1	2,778,470	03/03/2008
2	EGBGH00301V3	Housing Bonds 2012/ 2027	EGP	01/12/2007	01/12/2012	01/12/2027	1	Yr1-Yr5=8%,Yr6-Yr10=8.5%,Yr11-Yr20=9%	2	2,654,720	
3	EGBGH00311V2	Housing Bonds 2013/ 2028	EGP	01/12/2008	01/12/2013	01/12/2028	1	Yr1-Yr5=8%,Yr6-Yr10=8.5%,Yr11-Yr20=9%	3	3,654,140	
4	EGBGH00321V1	Housing 32 DEC 2009 / 2014 / 2029	EGP	01/12/2009	01/12/2014	01/12/2029	1	Yr1-Yr5=8%,Yr6-Yr10=8.5%,Yr11-Yr20=9%	4	6,649,440	29/12/2011
5	EGBGH00331V0	Housing 33 DEC 2015 / 2030	EGP	01/12/2010	01/12/2015	01/12/2030	1	Yr1-Yr5=8%,Yr6-Yr10=8.5%,Yr11-Yr20=9%	5	3,489,710	25/12/2013
6	EGBGH00341V9	Housing 34 DEC 2016 / 2031	EGP	01/12/2011	01/12/2016	01/12/2031	1	Yr1-Yr5=8%,Yr6-Yr10=8.5%,Yr11-Yr20=9%	6	3,940,150	
7	EGBGH00351V8	Housing 35 DEC 2017 / 2032	EGP	01/12/2012	01/12/2017	01/12/2032	1	Yr1-Yr5=8%,Yr6-Yr10=8.5%,Yr11-Yr20=9%	7	2,006,860	
8	EGBGH00361V7	Housing Bonds (36) December 2018 / 2033	EGP	01/12/2013	01/12/2018	01/12/2033	1	Yr1-Yr5=8%,Yr6-Yr10=8.5%,Yr11-Yr20=9%	8	3,332,580	
9	EGBGH00371V6	Housing Bonds (37) December 2019 / 2034	EGP	01/12/2014	01/12/2019	01/12/2034	1	Yr1-Yr5=8%,Yr6-Yr10=8.5%,Yr11-Yr20=9%	9	3,180,080	
10	EGBGH00381V5	Housing Bonds (38) December 2020 / 2035	EGP	01/12/2015	01/12/2020	01/12/2035	1	Yr1-Yr5=8%,Yr6-Yr10=8.5%,Yr11-Yr20=9%	10	4,022,110	
11	EGBGH00391F7	Housing Bonds (39) December 2021 / 2036	EGP	01/12/2016	01/12/2021	01/12/2036	1	Yr1-Yr5=8%,Yr6-Yr10=8.5%,Yr11-Yr20=9%	11	2,270,460	
12	EGBGH00401F4	Housing Bonds No. 40 2022 / 2037	EGP	01/12/2017	01/12/2022	01/12/2037	1	Yr1-Yr5=8%,Yr6-Yr10=8.5%,Yr11-Yr20=9%	12	2,618,090	
13	EGBGH00411V0	Housing Bonds No. 41 2023 / 2038	EGP	01/12/2018	01/12/2023	01/12/2038	1	Yr1-Yr5=8%,Yr6-Yr10=8.5%,Yr11-Yr20=9%	13	2,346,310	
14	EGBGH00421V9	Housing Bonds No. 42 2024 / 2039	EGP	01/12/2019	01/12/2024	01/12/2039	1	Yr1-Yr5=8%,Yr6-Yr10=8.5%,Yr11-Yr20=9%	14	2,667,070	
15	EGBGH00431V8	Housing Bonds No. 43 2025 / 2040	EGP	01/12/2020	01/12/2025	01/12/2040	1	Yr1-Yr5=8%,Yr6-Yr10=8.5%,Yr11-Yr20=9%	15	2,613,060	
16	EGBGH00441V7	Housing Bonds No. 44 2026 / 2041	EGP	01/12/2021	01/12/2026	01/12/2041	1	Yr1-Yr5=8%,Yr6-Yr10=8.5%,Yr11-Yr20=9%	16	3,599,470	
17	EGBGH00451V6	Housing Bonds 45 Mature2042Call2027	EGP	01/12/2022	01/12/2027	01/12/2042	1	Yr1-Yr5=8%,Yr6-Yr10=8.5%,Yr11-Yr20=9%	17	3,767,610	
18	EGBGH00461V5	Housing Bonds 46 Mature2043Call2028	EGP	01/12/2023	01/12/2028	01/12/2043	1	Yr1-Yr5=8%,Yr6-Yr10=8.5%,Yr11-Yr20=9%	18	3,783,270	
19	EGBGH00471V4	Housing Bonds 47 Mature2044Call2029	EGP	01/12/2024	01/12/2029	01/12/2044	1	Yr1-Yr5=8%,Yr6-Yr10=8.5%,Yr11-Yr20=9%	19	3,796,780	
Total										63,170,380	



Annex (8)

- Corporate Bonds

#	ISIN	Bond Name	CR	Issue Date	Listing Date	Call Date	Maturity Date	Interest Rate	Last Coupon No.	Last Coupon Date	Last Coupon Rate %	Last Coupon Value	Issue Price	Last Trade Date	EGP Issue Size
1	EGB68031L060	Hermes Securities Brokerage The First Issuance - Third Program May 2026 V.R	EGP	22/05/2025	21/07/2025		14/05/2026	Variable Rate AVGRTBills364 + 3.5 % Paid SemiAnually	1	14/11/2025	23.37	11.396877	100		900,000,000
2	EGB610M1L012	Tasaheel For Financing The First Issuance - The First Program Tranche A May 2026 F.R	EGP	05/05/2025	13/08/2025		31/05/2026	Fixed Rate 25.5 % Paid Quarterly	3	26/02/2026	25.5	6.357534	100		2,000,000,000
3	EGB610D1L054	EFG Corp-Solutions The Second Issuance June 2026 V.R	EGP	26/05/2025	14/08/2025		30/06/2026	Variable Rate Lending Rate + 0.25 % Paid Monthly	9	29/04/2026	20.25	1.664384	100		2,650,000,000
4	EGB662Z1L014	Corporate Leasing Company Egypt The First Issuance - The First Program November 2026 F.R	EGP	05/11/2025	31/12/2025		04/11/2026	Fixed Rate 22 % Paid Quarterly	1	03/02/2026	22	5.469945	100		2,000,000,000
5	EGB7CNX1L027	Drive Finance And Non-Banking Services The First Issue-First Program Tranche B June 2027	EGP	26/06/2022	08/09/2022	31/08/2023	30/06/2027	Fixed Rate 13.50% paid monthly	47	29/04/2026	13.5	0.277397	23.33		93,333,333
6	EGB610M1L020	Tasaheel For Financing The First Issuance - The First Program Tranche B May 2028 F.R	EGP	05/05/2025	13/08/2025		31/05/2028	Fixed Rate 23.5 % Paid Quarterly	3	26/02/2026	23.5	5.221691	82.31		411,548,422
7	EGB70342L026	Golden Pyramids Plaza - First Instalment - 2nd Issue - 31 July 2028	USD	15/04/2015	15/07/2015	31/07/2017	31/07/2028	Fixed Rate 6% + Variable Rate	22	28/01/2026	9.57418	2.105987	43.75	30/09/2018	6,497,596,000
8	EGB610D1L047	EFG Corp-Solutions The Second Issuance - First Program October 2029 V.R	EGP	10/10/2024	14/01/2025	31/05/2025	31/10/2029	Variable Rate Lending Rate + 1 % Paid Monthly	16	29/04/2026	21	1.553425	90		405,000,000
Total															14,957,477,755

- Sukuk

#	ISIN	Bond Name	CR	Issue Date	Listing Date	Call Date	Maturity Date	Interest Rate	Last Coupon No.	Last Coupon Date	Last Coupon Rate %	Last Coupon Value	Issue Price	Last Trade Date	EGP Issue Size
1	EGB696G1L025	EFG Hermes Sukuk The Second Issuance October 2027 Variable Return	EGP	29/12/2020	02/08/2021	29/12/2020	31/10/2027	Variable Rate Lending Rate+0.75% paid Semi-Annually	11	29/04/2026	22.75	4.46274	30		180,000,000
2	EGB69671L013	Sarwa Sukuk The First Issue November 2027	EGP	25/11/2020	17/02/2021	30/12/2022	30/11/2027	variable return, based on the net returns paid Monthly	65	29/04/2026	13.60186	0.02922	2.18		54,416,023

#	ISIN	Bond Name	CR	Issue Date	Listing Date	Call Date	Maturity Date	Interest Rate	Last Coupon No.	Last Coupon Date	Last Coupon Rate %	Last Coupon Value	Issue Price	Last Trade Date	EGP Issue Size
3	EGB69671S026	Sarwa Sukuk The Second Issue June 2028	EGP	26/07/2021	19/08/2021	30/07/2023	30/06/2028	variable return, based on the net returns paid Monthly	57	29/04/2026	15.361783	0.12236	8.59	26/01/2022	214,657,422
4	EGB69671L047	Sarwa Sukuk The Fourth Issue August 2029	EGP	21/09/2022	27/10/2022	30/10/2024	30/08/2029	variable return, based on the net returns paid Monthly	43	29/04/2026	20.115079	0.43379	24.06		481,132,687
5	EGB67AQ1L013	Alkan Finance Sukuk The First Issuance February 2030 V.R	EGP	25/02/2025	30/04/2025		28/02/2030	variable return, based on the Average return paid Monthly	13	29/04/2026	22.156835	1.88181	100		7,000,000,000
6	EGB698A1S024	Al Ahly SUKUK The Second Issuance March 2031 V.R	EGP	01/10/2025	06/11/2025	15/07/2026	15/03/2031	Variable Rate Lending Rate (corridor) + 1.25 % Paid Monthly	6	14/04/2026	20.747652	1.76213	100		5,520,000,000
7	EGB698A1L011	Al Ahly SUKUK The First Issuance March 2032 V.R	EGP	28/04/2025	13/07/2025	30/04/2028	31/03/2032	variable return, based on the Average return paid Monthly	10	29/04/2026	21.407926	17.59556	1,000		2,800,000,000
8	EGB69881L018	Bokra Taskeek The First Issuance April 2032 V.R	EGP	28/04/2025	01/06/2025		30/04/2032	variable return, based on the net returns paid Monthly	12	29/04/2026	22.186494	1.88433	100	30/04/2026	3,000,000,000
9	EGB698A1L037	Musharaka Sukuks Al Ahly SUKUK The Third Issuance September 2032 V.R	EGP	29/09/2025	10/12/2025	30/09/2027	30/09/2032	Variable Rate Lending Rate (corridor) + 1 % Paid Monthly	5	29/04/2026	19.458818	15.99355	1,000		2,400,000,000
Total															21,650,206,133

- Securitization Bonds

#	ISIN	Bond Name	CR	Issue Date	Listing Date	Call Date	Maturity Date	Interest Rate	Last Coupon No.	Last Coupon Date	Last Coupon Rate %	Last Coupon Value	Issue Price	Last Trade Date	EGP Issue Size
1	EGB69561S012	Financial Group For Securitization The First Issue-Second Program Tranche C January 2026	EGP	12/01/2021	19/08/2021	12/03/2022	12/01/2026	Fixed Rate 10.4% paid Monthly	28	11/02/2024	10.4	0.826301	100		129,500,000
2	EGB69781S338	Tamweel Securitization The First Issuance - Fifth Program Tranche A May 2026 F.R	EGP	13/05/2025	29/05/2025		07/05/2026	Fixed Rate 25 % Paid Monthly	11	06/04/2026	25	0.179595	2.63		3,150,000
3	EGB69611S1P3	Capital For Securitization The First Issuance - The Thirteenth Program May 2026 F.R	EGP	22/05/2025	29/06/2025		31/05/2026	Fixed Rate 23 % Paid Monthly	11	29/04/2026	23	0.196022	3.94		19,587,286
4	EGB69611S881	Capital For Securitization The Second Issuance - Fourth Program Tranche H May 2026 V.R	EGP	27/05/2024	27/06/2024		31/05/2026	Variable Rate , Lending & Discount Rate +1.25%, paid monthly	23	29/04/2026	27.5	0.418151	11.5		42,090,000
5	EGB697J1S158	Aman For Securitization The Fourth Issuance - First Program Tranche D May 2026 V.R	EGP	06/06/2024	28/07/2024		31/05/2026	Variable Rate Corridor Rate + 1.25 % Paid Monthly	22	29/04/2026	25.5	0.030822	0.37		500,000
6	EGB697J1S331	Aman For Securitization The Third Issuance Tranche B May 2026 F.R	EGP	11/06/2025	28/07/2025		31/05/2026	Fixed Rate 23.10 % Paid Monthly	10	29/04/2026	23.1	0.017105	0.45		1,000,000
7	EGB692R1S302	EL TAAMIR Securitization The First Issuance-The Second Program Tranche B June 2026 Variable Return	EGP	18/05/2023	22/06/2023	03/07/2024	03/06/2026	Variable Rate Lending rate +0.50%paid Monthly	34	30/04/2026	20.5	0.155403	9.22		54,693,000

#	ISIN	Bond Name	CR	Issue Date	Listing Date	Call Date	Maturity Date	Interest Rate	Last Coupon No.	Last Coupon Date	Last Coupon Rate %	Last Coupon Value	Issue Price	Last Trade Date	EGP Issue Size
8	EGB69611S1Y5	Capital For Securitization The Second Issuance - The Twelveth Program Tranche C June 2026 F.R	EGP	25/06/2025	04/08/2025		05/06/2026	Fixed Rate 22.70 % Paid Monthly	9	02/04/2026	22.7	1.927945	80		400,000,000
9	EGB69611S1S7	Capital For Securitization The Third Issuance - Seventh Program Tranche C June 2026 V.R	EGP	05/06/2025	07/07/2025		07/06/2026	Variable Rate Lending Rate (corridor) + 0.30 % Paid Monthly	10	06/04/2026	21.3	0.734137	16		18,400,000
10	EGB69801S383	Al Ahly Securitization The First Issuance - The Seventh Program Tranche B June 2026 F.R	EGP	16/06/2025	08/07/2025		07/06/2026	Fixed Rate 23.20 % Paid Monthly	10	06/04/2026	23.2	0.741506	22.42		18,386,893
11	EGB69801S417	Al Ahly Securitization The Second Issuance - Fifth Program Tranche A June 2026 V.R	EGP	17/12/2025	11/01/2026		07/06/2026	Variable Rate Lending Rate (corridor) + 0.10 % Paid Monthly	4	06/04/2026	21.1	0.77908	25.69		87,337,962
12	EGB69801S458	Al Ahly Securitization The Second Issuance - Sixth Program Tranche A June 2026 V.R	EGP	25/12/2025	05/02/2026		07/06/2026	Variable Rate Lending Rate (corridor) + 0.10 % Paid Monthly	3	06/04/2026	21.1	1.017025	35.88		90,408,675
13	EGB692C1S499	Egyptian Co. For Securitization The Third Issuance - Second Program Tranche A June 2026 F.R	EGP	29/12/2025	11/02/2026		30/06/2026	Fixed Rate 21.80 % Paid Monthly	3	29/04/2026	21.8	1.290032	51.46		232,073,635
14	EGB694K1S547	EFG Securitization The Sixth Issuance - Sixth Program June 2026 F.R	EGP	25/06/2025	11/09/2025		30/06/2026	Fixed Rate 22.5 % Paid Monthly	8	29/04/2026	22.5	0.533946	15.02		128,989,000
15	EGB69611S2D7	Capital For Securitization The Third Issuance - Eighth Program Tranche B June 2026 F.R	EGP	02/07/2025	07/08/2025		30/06/2026	Fixed Rate 22.20 % Paid Monthly	9	29/04/2026	22.2	1.077453	52.99		159,389,478
16	EGB69611S3J2	Capital For Securitization The Second Issuance - Tenth Program Tranche A June 2026 F.R	EGP	29/12/2025	18/02/2026		30/06/2026	Fixed Rate 21.80 % Paid Monthly	3	29/04/2026	21.8	1.299196	62.48		108,090,000
17	EGB697J1S257	Aman For Securitization The First Issuance Tranche D June 2026 F.R	EGP	31/12/2024	27/02/2025		30/06/2026	Fixed Rate 23.25 % Paid Monthly	15	29/04/2026	23.25	0.549285	18.84		39,000,000
18	EGB697J1S380	Aman For Securitization The Second Issuance - Second Program Tranche A June 2026 F.R	EGP	29/12/2025	25/02/2026		30/06/2026	Fixed Rate 21.60 % Paid Monthly	3	29/04/2026	21.6	0.91388	33.5		130,500,000
19	EGB69611S1I8	Capital For Securitization The First Issuance - The Twelveth Program Tranche D July 2026 F.R	EGP	30/12/2024	06/03/2025		07/07/2026	Fixed Rate 23.25 % Paid Monthly	14	06/04/2026	23.25	1.433219	63.25		781,137,500
20	EGB69801S276	Al Ahly Securitization The Second Issuance - Second Program Tranche D July 2026 F.R	EGP	30/12/2024	06/03/2025		07/07/2026	Fixed Rate 23.25 % Paid Monthly	14	06/04/2026	23.25	1.279208	52.64		94,747,620
21	EGB69561S474	EFG Hermes Securitization The First Issuance - The Ninth Program Tranche B July 2026 Fixed Return	EGP	17/07/2023	01/10/2023	30/09/2024	30/07/2026	Fixed Rate 19.90% paid Monthly	24	29/04/2026	19.9	0.102524	5.16		7,067,000
22	EGB692R1S336	EL TAAMIR Securitization The First Issuance - Third Program Tranche B July 2026 Variable Return	EGP	14/07/2023	07/09/2023	31/08/2024	31/07/2026	Variable Rate Lending rate +0.35%paid semi-annually	5	29/01/2026	25.35	64.535459	334.81		2,028,970,939
23	EGB694Y1S210	Tawreeq Securitization The Seventh Issue Tranche H July 2026	EGP	05/07/2021	25/10/2021	30/09/2022	31/07/2026	Fixed Rate 10.55% paid Monthly	56	29/04/2026	10.55	0.012387	0.86		300,000
24	EGB69611S0D1	Capital For Securitization The Second Issuance - Seventh Program Tranche H August 2026 V.R	EGP	26/08/2024	03/10/2024		07/08/2026	Variable Rate Lending Rate (corridor) + 1.25 % Paid	19	06/04/2026	25.5	1.571918	61		117,730,000

#	ISIN	Bond Name	CR	Issue Date	Listing Date	Call Date	Maturity Date	Interest Rate	Last Coupon No.	Last Coupon Date	Last Coupon Rate %	Last Coupon Value	Issue Price	Last Trade Date	EGP Issue Size
								Monthly							
25	EGB694K1S554	EFG Securitization The First Issuance - The Seventh Program August 2026 F.R	EGP	18/08/2025	12/10/2025		31/08/2026	Fixed Rate 22.5 % Paid Monthly	6	29/04/2026	22.5	0.328212	9.87		45,475,000
26	EGB69611S1A5	Capital For Securitization The First Issuance - The Tenth Program Tranche C August 2026 V.R	EGP	31/12/2024	27/02/2025		31/08/2026	Variable Rate Lending Rate + 1 % Paid Monthly	15	29/04/2026	25.25	1.553942	71.02		65,336,302
27	EGB69611S584	Capital For Securitization The Fifth Issuance - Second Program Tranche D August 2026 F.R	EGP	31/10/2023	30/11/2023		31/08/2026	Fixed Rate, 22.95%, Paid Monthly	30	29/04/2026	22.95	0.259366	12.5		129,500,000
28	EGB69611S675	Capital For Securitization The Third Issuance - Third Program Tranche W August 2026 F.R	EGP	20/12/2023	01/02/2024		31/08/2026	Fixed Rate, 23.25%, Paid Monthly	28	29/04/2026	23.25	0.554178	15		10,335,000
29	EGB697J1S182	Aman For Securitization The Fifth Issuance - First Program Tranche C August 2026 V.R	EGP	17/09/2024	27/10/2024		31/08/2026	Variable Rate Corridor Rate + 1.10 % Paid Monthly	19	29/04/2026	25.35	0.788824	30.19		94,500,000
30	EGB69801S052	Al Ahly Securitization The First Issuance Tranche B September 2026 Variable Return	EGP	26/09/2023	02/11/2023		05/09/2026	Variable Rate lending rate+1.0% paid every 3 months	10	04/02/2026	24.25	1.447185	14.44		44,044,965
31	EGB69761S124	Global Corp Securitization The Fourth Issuance - First Program Tranche B September 2026 Variable Ret	EGP	30/08/2023	08/10/2023	07/10/2024	07/09/2026	Variable Rate lending rate+0.50% paid Monthly	30	06/04/2026	20.5	0.498668	24.85		342,236,795
32	EGB69761S173	Global Corp Securitization The Sixth Issuance - First Program Tranche A September 2026 V.R	EGP	08/08/2024	17/10/2024		10/09/2026	Variable Rate Lending Rate + 0.5 % Paid Monthly	18	09/04/2026	20.5	0.514173	19.91		148,315,769
33	EGB694K1S331	EFG Securitization The Third Issuance - Third Program Tranche B September 2026 V.R	EGP	22/09/2023	23/11/2023	22/12/2024	22/09/2026	Variable Return Despost &Lending Rate +0.75% Paid every 3 months	8	12/03/2026	22.75	2.703597	35.9		167,116,000
34	EGB69611S2E5	Capital For Securitization The Fifth Issuance - Sixth Program Tranche A September 2026 V.R	EGP	01/09/2025	08/10/2025		26/09/2026	Variable Rate Lending Rate + 0.25 % Paid Monthly	7	23/04/2026	20.25	1.101697	56.57		96,901,172
35	EGB694K1S562	EFG Securitization The Second Issuance - Fifth Program Tranche A September 2026 F.R	EGP	01/10/2025	17/12/2025		30/09/2026	Fixed Rate 22.20 % Paid Monthly	5	29/04/2026	22.2	0.742079	32.83	23/02/2026	251,871,000
36	EGB69561S508	EFG Hermes Securitization The First Issuance - The Eighth Program Tranche B September 2026 V.R	EGP	08/09/2023	07/12/2023	30/11/2024	30/09/2026	Variable Rate Lending Rate + 0.50 % Paid monthly	22	29/04/2026	20.5	0.504269	27.18		52,595,000
37	EGB69561S664	EFG Hermes Securitization The Fourth Issuance - Seventh Program Tranche A September 2026 F.R	EGP	24/09/2025	17/12/2025		30/09/2026	Fixed Rate 22.50 % Paid Monthly	5	29/04/2026	22.5	1.002902	43.4		30,140,000
38	EGB69611S2J4	Capital For Securitization The Fourth Issuance - Seventh Program Tranche B September 2026 F.R	EGP	01/10/2025	27/10/2025		30/09/2026	Fixed Rate 22.15 % Paid Monthly	7	29/04/2026	22.15	1.820548	86		912,116,000
39	EGB69611S2O4	Capital For Securitization The Third Issuance - The Twelveth Program Tranche B September 2026 F.R	EGP	01/10/2025	27/10/2025		30/09/2026	Fixed Rate 22.15 % Paid Monthly	7	29/04/2026	22.15	1.820548	90		759,600,000
40	EGB69611S2S5	Capital For Securitization The First Issuance - The Fourteenth Program October 2026 F.R	EGP	09/10/2025	30/10/2025		05/10/2026	Fixed Rate 22 % Paid Monthly	6	02/04/2026	22	0.899317	35.83		537,493,348

#	ISIN	Bond Name	CR	Issue Date	Listing Date	Call Date	Maturity Date	Interest Rate	Last Coupon No.	Last Coupon Date	Last Coupon Rate %	Last Coupon Value	Issue Price	Last Trade Date	EGP Issue Size
41	EGB695R1S119	A.T. Securitization The Fourth Issuance Tranche B October 2026 Variable Return	EGP	31/08/2023	02/10/2023	07/11/2024	07/10/2026	Variable Rate lending rate+0.45% paid Monthly	31	06/04/2026	20.45	0.517122	25.44		218,007,000
42	EGB69801S359	Al Ahly Securitization The First Issuance -The Sixth Program Tranche D October 2026 F.R	EGP	07/04/2025	02/06/2025		07/10/2026	Fixed Rate 22.75 % Paid Monthly	11	06/04/2026	22.75	1.869863	96.25		295,500,000
43	EGB69561S565	EFG Hermes Securitization The Second Issuance - Second Program Tranche B October 2026 V.R	EGP	18/10/2023	31/12/2023		15/10/2026	Variable Rate Lending & Discount Rate +2.5%, Paid Monthly	21	14/04/2026	22.5	0.222222	7.73	24/02/2025	5,664,000
44	EGB690R1S0K9	Sarwa Securitization The Forty-Sixth Issuance Tranche A October 2026 F.R	EGP	01/10/2025	03/11/2025		30/10/2026	Fixed Rate 22 % Paid Monthly	7	29/04/2026	22	1.47374	70.66		301,000,000
45	EGB69561S524	EFG Hermes Securitization The Second Issuance - Sixth Program Tranche A October 2026 V.R	EGP	31/10/2023	03/01/2024	30/04/2024	31/10/2026	Variable rate Lending Rate +1.15% Paid Semi-Annually	5	29/04/2026	23.15	11.353014	62		54,250,000
46	EGB69611S0N0	Capital For Securitization The Third Issuance - Fourth Program Tranche H October 2026 V.R	EGP	30/10/2024	01/12/2024		31/10/2026	Variable Rate Lending Rate + 1.25 % Paid Monthly	18	29/04/2026	25.5	2.09589	100		296,000,000
47	EGB697J1S265	Aman For Securitization The First Issuance Tranche H October 2026 F.R	EGP	31/12/2024	27/02/2025		31/10/2026	Fixed Rate 23.50 % Paid Monthly	15	29/04/2026	23.5	1.931507	100		31,000,000
48	EGB697J1S364	Aman For Securitization The First Issuance - Second Program Tranche B October 2026 F.R	EGP	30/10/2025	24/12/2025		31/10/2026	Fixed Rate 21.55 % Paid Monthly	5	29/04/2026	21.55	1.279224	54.25		166,000,000
49	EGB69781S254	Tamweel Securitization The First Issuance - Fourth Program Tranche A November 2026 V.R	EGP	02/12/2024	26/12/2024		03/11/2026	Variable Rate Lending Rate + 0.55 % Paid Monthly	17	30/04/2026	20.55	0.491568	29.1		182,100,000
50	EGB692R1S377	EL TAAMIR Securitization The Second Issuance - Third Program Tranche B November 2026 V.R	EGP	28/11/2023	31/12/2023	31/12/2024	30/11/2026	Variable rate Lending Rate +0.35% Paid Semi-Annually	4	27/11/2025	25.35	92.12008	545.61		2,144,235,092
51	EGB694K1S588	EFG Securitization The Third Issuance - Fifth Program Tranche A November 2026 F.R	EGP	13/11/2025	21/01/2026		30/11/2026	Fixed Rate 21.80 % Paid Monthly	3	29/04/2026	21.8	0.888968	40.67		252,606,000
52	EGB69561S680	EFG Hermes Securitization The Fifth Issuance Tranche A November 2026 V.R	EGP	19/11/2025	24/12/2025		30/11/2026	Variable Rate Lending Rate + 0.25 % Paid Monthly	5	29/04/2026	20.25	1.280163	65.92		516,324,000
53	EGB69611S2W7	Capital For Securitization The Second Issuance - Ninth Program Tranche A November 2026 F.R	EGP	24/11/2025	24/12/2025		30/11/2026	Fixed Rate 21.55 % Paid Monthly	5	29/04/2026	21.55	0.844742	36.67		143,000,000
54	EGB694Y1S251	Tawreeq Securitization The Eighth Issue Tranche D December 2026	EGP	30/12/2021	10/03/2022	05/02/2023	05/12/2026	Fixed Rate 10.85% paid monthly	51	02/04/2026	10.85	0.059727	4.61		3,604,087
55	EGB69611S1Z2	Capital For Securitization The Second Issuance - The Twelveth Program Tranche D December 2026 F.R	EGP	25/06/2025	04/08/2025		05/12/2026	Fixed Rate 21.30 % Paid Monthly	9	02/04/2026	21.3	1.809041	100		1,020,000,000
56	EGB69801S110	Al Ahly Securitization The First Issuance - Fourth Program Tranche B December 2026 V.R	EGP	02/11/2023	14/12/2023	05/01/2025	05/12/2026	Variable rate Lending Rate +0.50% Paid monthly	20	02/04/2026	28.75	0.649508	22.25		59,849,192
57	EGB69611S1T5	Capital For Securitization The Third Issuance - Seventh Program Tranche D December 2026 F.R	EGP	05/06/2025	07/07/2025		07/12/2026	Fixed Rate 23.25 % Paid Monthly	10	06/04/2026	23.25	1.910959	100		179,500,000

#	ISIN	Bond Name	CR	Issue Date	Listing Date	Call Date	Maturity Date	Interest Rate	Last Coupon No.	Last Coupon Date	Last Coupon Rate %	Last Coupon Value	Issue Price	Last Trade Date	EGP Issue Size
58	EGB69801S144	Al Ahly Securitization The First Issuance - Third Program Tranche B December 2026 V.R	EGP	22/11/2023	22/01/2024	07/01/2026	07/12/2026	Variable Rate , Lending Rate, + 0.50%, Paid Monthly	12	06/04/2026	28.75	1.416242	57.83		156,721,229
59	EGB69801S391	Al Ahly Securitization The First Issuance - The Seventh Program Tranche C December 2026 F.R	EGP	16/06/2025	08/07/2025		07/12/2026	Fixed Rate 22.50 % Paid Monthly	10	06/04/2026	22.5	1.849315	100		45,000,000
60	EGB69801S425	Al Ahly Securitization The Second Issuance - Fifth Program Tranche B December 2026 V.R	EGP	17/12/2025	11/01/2026		07/12/2026	Variable Rate Lending Rate (corridor) + 0.20 % Paid Monthly	4	06/04/2026	21.2	1.660274	100		460,000,000
61	EGB69801S466	Al Ahly Securitization The Second Issuance - Sixth Program Tranche B December 2026 V.R	EGP	25/12/2025	05/02/2026		07/12/2026	Variable Rate Lending Rate (corridor) + 0.20 % Paid Monthly	3	06/04/2026	21.2	1.660274	100		292,000,000
62	EGB690R1S0C6	Sarwa Securitization The Forty-Third Issuance Tranche B December 2026 V.R	EGP	27/12/2023	29/01/2024	30/01/2025	30/12/2026	Variable Rate, Lending Rate +1.25%, Paid Monthly	28	29/04/2026	21.25	0.16377	5.36		37,809,978
63	EGB69561S185	EFG Hermes Securitization The First Issuance - Fourth Program Tranche C December 2026 Fixed Return	EGP	30/12/2021	22/03/2022	28/02/2023	30/12/2026	Fixed Rate 10.20% paid monthly	43	29/04/2026	10.2	0.333104	37.28		59,204,000
64	EGB692C1S507	Egyptian Co. For Securitization The Third Issuance - Second Program Tranche B December 2026 F.R	EGP	29/12/2025	11/02/2026		31/12/2026	Fixed Rate 21.55 % Paid Monthly	3	29/04/2026	21.55	1.771233	100		413,000,000
65	EGB692R1S435	EL TAAMIR Securitization The Eighth Issuance Tranche A December 2026 V.R	EGP	23/12/2025	11/03/2026		31/12/2026	Variable Rate Lending Rate (corridor) + 0.20 % Paid SemiAnually					1,000		4,770,000,000
66	EGB694K1S604	EFG Securitization The First Issuance - The Eighth Program Tranche A December 2026 F.R	EGP	17/12/2025	04/03/2026		31/12/2026	Fixed Rate 21.50 % Paid Monthly	2	29/04/2026	21.5	1.226269	58.21		507,892,500
67	EGB69561S599	EFG Hermes Securitization The Second Issuance - Ninth Program Tranche B December 2026 V.R	EGP	21/12/2023	22/02/2024		31/12/2026	Variable Rate, Lending & Discount Rate + 1.15%, Paid Monthly	19	29/04/2026	21.15	0.470114	24.25		37,781,000
68	EGB69561S714	EFG Hermes Securitization The First Issuance - The Tenth Program Tranche A December 2026 F.R	EGP	10/11/2025	21/01/2026		31/12/2026	Fixed Rate 23 % Paid Quarterly	1	30/03/2026	23	8.884932	63.42		52,915,000
69	EGB69611S238	Capital For Securitization The Second Issue-First Program Tranche C December 2026	EGP	02/01/2022	10/03/2022	28/02/2023	31/12/2026	Variable Rate lending rate+0.45% paid Monthly	52	29/04/2026	20.45	0.520417	29.81		227,150,000
70	EGB69611S2Z0	Capital For Securitization The Fourth Issuance - The Twelveth Program Tranche A December 2026 F.R	EGP	25/12/2025	28/01/2026		31/12/2026	Fixed Rate 21 % Paid Monthly	4	29/04/2026	21	1.501644	80		1,476,000,000
71	EGB69611S345	Capital For Securitization The Seventh Issuance Tranche C December 2026	EGP	30/12/2022	30/01/2023	31/01/2025	31/12/2026	Fixed Rate 18.50% paid monthly	40	29/04/2026	18.5	1.085738	61.7		48,061,707
72	EGB69611S3F0	Capital For Securitization The First Issuance - The Sixteenth Program Tranche A December 2026 F.R	EGP	31/12/2025	28/01/2026		31/12/2026	Fixed Rate 21.25 % Paid Monthly	4	29/04/2026	21.25	1.63473	84.41		712,621,952
73	EGB69611S3K0	Capital For Securitization The Second Issuance - Tenth Program Tranche B	EGP	29/12/2025	18/02/2026		31/12/2026	Fixed Rate 21.55 % Paid Monthly	3	29/04/2026	21.55	1.771233	100		192,000,000

#	ISIN	Bond Name	CR	Issue Date	Listing Date	Call Date	Maturity Date	Interest Rate	Last Coupon No.	Last Coupon Date	Last Coupon Rate %	Last Coupon Value	Issue Price	Last Trade Date	EGP Issue Size
		December 2026 F.R													
74	EGB69611S600	Capital For Securitization The First Issuance - Fifth Program Tranche B December 2026 F.R	EGP	06/12/2023	22/01/2024	28/02/2025	31/12/2026	Fixed Rate,22.5%, Paid Monthly	28	29/04/2026	22.5	0.563372	22.56		156,946,261
75	EGB69611S733	Capital For Securitization The First Issuance - Fourth Program Tranche W December 2026 F.R	EGP	01/01/2024	01/02/2024		31/12/2026	Fixed Rate,23.25 %, Paid Monthly	28	29/04/2026	23.25	1.404555	65.5		150,870,080
76	EGB69781S031	Tamweel Securitization The First Issue-First Program Tranche C December 2026	EGP	29/12/2021	03/07/2022	31/01/2023	31/12/2026	Variable Rate lending rate+1.10% paid Monthly	51	29/04/2026	21.1	0.834808	46.27		44,700,000
77	EGB69781S239	Tamweel Securitization The First Issuance - Third Program Tranche B December 2026 F.R	EGP	27/12/2023	28/01/2024	28/02/2025	31/12/2026	Fixed Rate, 22.6%, Paid Monthly	28	29/04/2026	22.6	0.535404	24.9		81,900,000
78	EGB69781S312	Tamweel Securitization The Second Issuance - Third Program Tranche B December 2026 F.R	EGP	23/12/2024	19/01/2025	31/01/2026	31/12/2026	Fixed Rate 27.6 % Paid Monthly	16	29/04/2026	27.6	0.975526	34.12		83,400,000
79	EGB697J1S299	Aman For Securitization The Second Issuance Tranche C December 2026 F.R	EGP	01/01/2025	27/02/2025		31/12/2026	Fixed Rate 23.5 % Paid Monthly	15	29/04/2026	23.5	1.277566	56.73	10/03/2025	126,500,000
80	EGB69611S3I4	Capital For Securitization The Second Issuance - The Fourteenth Program January 2027 F.R	EGP	29/12/2025	04/02/2026		05/01/2027	Fixed Rate 21 % Paid Monthly	3	02/04/2026	21	1.553068	76.96		1,353,730,941
81	EGB695R1S135	A.T. Securitization The Fifth Issuance Tranche A January 2027 V.R	EGP	02/12/2024	09/01/2025		07/01/2027	Variable Rate Lending Rate + 0.45 % Paid Monthly	14	06/04/2026	20.45	0.702283	40.24		249,862,000
82	EGB69611S1J6	Capital For Securitization The First Issuance - The Twelveth Program Tranche H January 2027 F.R	EGP	30/12/2024	06/03/2025		07/01/2027	Fixed Rate 23.5 % Paid Monthly	14	06/04/2026	23.5	1.931507	100		550,000,000
83	EGB69611S790	Capital For Securitization The Fourth Issuance - First Program Tranche B January 2027 V.R	EGP	29/12/2023	29/02/2024	07/02/2025	07/01/2027	Variable Rate , Lending Rate + 0.6%, Paid Monthly	26	06/04/2026	20.6	0.473718	24.05		190,000,000
84	EGB69761S033	Global Corp Securitization The First Issue-First Program Tranche C January 2027	EGP	28/12/2021	27/02/2022	07/02/2023	07/01/2027	Variable Rate lending rate+0.60% paid Monthly	50	06/04/2026	20.6	0.322127	11.66		47,677,173
85	EGB69781S189	Tamweel Securitization The Third Issuance - First Program Tranche B January 2027 V.R	EGP	20/12/2023	10/01/2024	07/02/2026	07/01/2027	Variable Rate Lending Rate + 0.60%, Paid Monthly	28	06/04/2026	20.6	0.868167	42.05		111,000,000
86	EGB69781S411	Tamweel Securitization The Second Issuance - Fifth Program Tranche A January 2027 F.R	EGP	27/01/2026	18/02/2026		07/01/2027	Fixed Rate 21.25 % Paid Monthly	2	06/04/2026	21.25	1.350034	68.88		104,700,000
87	EGB69801S284	Al Ahly Securitization The Second Issuance - Second Program Tranche H January 2027 F.R	EGP	30/12/2024	06/03/2025		07/01/2027	Fixed Rate 23.5 % Paid Monthly	14	06/04/2026	23.5	1.931507	100		40,000,000
88	EGB69801S292	Al Ahly Securitization The Second Issuance - Third Program Tranche A January 2027 V.R	EGP	30/12/2024	20/02/2025		07/01/2027	Variable Rate Lending Rate + 0.50 % Paid Quarterly	5	06/04/2026	28.75	3.949962	62.33		193,859,639
89	EGB69611S3B9	Capital For Securitization The Second Issuance - The Eleventh Program Tranche A January 2027 V.R	EGP	31/12/2025	04/02/2026		10/01/2027	Variable Rate Lending Rate + 0.20 % Paid Monthly	3	09/04/2026	20.2	1.375278	75.99		739,700,000

#	ISIN	Bond Name	CR	Issue Date	Listing Date	Call Date	Maturity Date	Interest Rate	Last Coupon No.	Last Coupon Date	Last Coupon Rate %	Last Coupon Value	Issue Price	Last Trade Date	EGP Issue Size
90	EGB69561S748	EFG Hermes Securitization The First Issuance - The Twelveth Program Tranche A January 2027 V.R	EGP	18/12/2025	18/02/2026		31/01/2027	Variable Rate Lending Rate + 0.25 % Paid Monthly	3	29/04/2026	20.25	1.0063	46.01		86,464,000
91	EGB69611S758	Capital For Securitization The First Issuance -The Sixth Program Tranche B January 2027 V.R	EGP	29/12/2023	22/02/2024	28/02/2025	31/01/2027	Variable Rate, Lending Rate + 0.60 % Paid Monthly	27	29/04/2026	20.6	0.413985	21.36		65,563,239
92	EGB69611S899	Capital For Securitization The Second Issuance - Fourth Program Tranche W January 2027 V.R	EGP	27/05/2024	27/06/2024		31/01/2027	Variable Rate , Lending & Discount Rate +1.75%, paid monthly	23	29/04/2026	28	2.30137	100	24/02/2025	248,000,000
93	EGB697J1S398	Aman For Securitization The Second Issuance - Second Program Tranche B January 2027 V.R	EGP	29/12/2025	25/02/2026		31/01/2027	Variable Rate Lending Rate + 0.40 % Paid Monthly	3	29/04/2026	20.4	1.676712	100		265,000,000
94	EGB692C1S341	Egyptian Co. For Securitization The Eleventh Issue Tranche C February 2027	EGP	02/01/2022	10/02/2022	10/03/2023	10/02/2027	Variable Rate overnight lending rate+0.45% paid Monthly	51	09/04/2026	20.45	1.028548	47.68		355,062,139
95	EGB692C1S432	Egyptian Co. For Securitization The Thirteenth Issuance Tranche B February 2027 V.R	EGP	29/12/2023	08/02/2024	10/03/2025	10/02/2027	Variable Rate , Overnight Lending rate + 0.60%, Paid monthly	27	09/04/2026	20.6	1.037566	42.47		507,943,568
96	EGB69611S1C1	Capital For Securitization The First Issuance - The Eleventh Program Tranche B February 2027 V.R	EGP	30/12/2024	06/03/2025	10/02/2026	10/02/2027	Variable Rate Lending Rate + 0.5 % Paid Monthly	14	09/04/2026	20.5	1.255228	61.86		345,590,000
97	EGB692R1S179	EL TAAMIR Securitization The Sixth Issue Tranche C March 2027	EGP	17/03/2022	26/04/2022	05/05/2023	05/03/2027	Variable Rate lending rate+0.60% paid Monthly	49	02/04/2026	20.6	0.938222	50.61		102,493,929
98	EGB69761S157	Global Corp Securitization The Fifth Issuance - First Program Tranche B March 2027 V.R	EGP	13/02/2024	28/04/2024	10/03/2026	10/03/2027	Variable Rate , Lending Rate + 0.60%, Paid monthly	10	09/04/2026	20.6	1.109456	50.71		194,717,725
99	EGB694K1S570	EFG Securitization The Second Issuance - Fifth Program Tranche B March 2027 F.R	EGP	01/10/2025	17/12/2025		31/03/2027	Fixed Rate 21.60 % Paid Monthly	5	29/04/2026	21.6	1.775342	100		328,770,000
100	EGB694Y1S285	Tawreeq Securitization The Sixth Issue Tranche C March 2027	EGP	09/03/2022	02/06/2022	31/05/2023	31/03/2027	Variable Rate lending rate+0.85% paid Monthly	49	29/04/2026	20.85	0.501963	29.29		54,716,000
101	EGB69611S2K2	Capital For Securitization The Fourth Issuance - Seventh Program Tranche C March 2027 F.R	EGP	01/10/2025	27/10/2025		31/03/2027	Fixed Rate 21.90 % Paid Monthly	7	29/04/2026	21.9	1.8	100		650,700,000
102	EGB69611S2P1	Capital For Securitization The Third Issuance - The Twelveth Program Tranche C March 2027 F.R	EGP	01/10/2025	27/10/2025		31/03/2027	Fixed Rate 21.90 % Paid Monthly	7	29/04/2026	21.9	1.8	100		740,000,000
103	EGB69611S3M6	Capital For Securitization The Third Issuance - The Fourteenth Program March 2027 F.R	EGP	08/04/2026	30/04/2026		31/03/2027	Fixed Rate 19 % Paid Monthly					97.06		1,268,112,315
104	EGB69611S0E9	Capital For Securitization The Second Issuance - Seventh Program Tranche W April 2027 V.R	EGP	26/08/2024	03/10/2024		07/04/2027	Variable Rate Lending Rate (corridor) + 1.75 % Paid Monthly	19	06/04/2026	26	2.136986	100		114,000,000
105	EGB69801S367	Al Ahly Securitization The First Issuance -The Sixth Program Tranche H April 2027 F.R	EGP	07/04/2025	02/06/2025		07/04/2027	Fixed Rate 23 % Paid Monthly	11	06/04/2026	23	1.890411	100		74,500,000

#	ISIN	Bond Name	CR	Issue Date	Listing Date	Call Date	Maturity Date	Interest Rate	Last Coupon No.	Last Coupon Date	Last Coupon Rate %	Last Coupon Value	Issue Price	Last Trade Date	EGP Issue Size
106	EGB694K1S596	EFG Securitization The Third Issuance - Fifth Program Tranche B April 2027 F.R	EGP	13/11/2025	21/01/2026		30/04/2027	Fixed Rate 21.50 % Paid Monthly	3	29/04/2026	21.5	1.767123	100		113,925,000
107	EGB697J1S349	Aman For Securitization The Third Issuance Tranche C April 2027 V.R	EGP	11/06/2025	28/07/2025		30/04/2027	Variable Rate Lending Rate (corridor) + 1 % Paid Monthly	10	29/04/2026	21	1.726027	78.02		106,500,000
108	EGB69801S409	Al Ahly Securitization The First Issuance - The Seventh Program Tranche D May 2027 F.R	EGP	16/06/2025	08/07/2025		07/05/2027	Fixed Rate 22.75 % Paid Monthly	10	06/04/2026	22.75	1.869863	100		15,000,000
109	EGB690R1S0F9	Sarwa Securitization The Forty-Fourth Issuance Tranche B May 2027 V.R	EGP	08/05/2024	27/06/2024	30/06/2025	30/05/2027	Variable Rate Lending Rate (corridor) + 1.25 % Paid Monthly	23	29/04/2026	25.5	0.12411	3	24/02/2025	16,305,713
110	EGB69611S008	Capital For Securitization The Third Issuance - Fourth Program Tranche W May 2027 V.R	EGP	30/10/2024	01/12/2024		31/05/2027	Variable Rate Lending Rate + 1.75 % Paid Monthly	18	29/04/2026	26	2.136986	100	24/02/2025	231,000,000
111	EGB69611S2A3	Capital For Securitization The Second Issuance - The Twelveth Program Tranche H June 2027 F.R	EGP	25/06/2025	04/08/2025		05/06/2027	Fixed Rate 21.40 % Paid Monthly	9	02/04/2026	21.4	1.817534	100		670,000,000
112	EGB697Q1S050	Aur Securitization The First Issuance-The First Program Tranche B June 2027 Variable Return	EGP	01/06/2023	26/07/2023	06/09/2025	06/06/2027	Variable Rate Lending rate +0.55%paid quarterly	11	05/03/2026	22.55	4.528832	69		378,130,000
113	EGB694Z1S060	Beltone Securitization The Second Issuance Tranche A June 2027 V.R	EGP	19/05/2025	07/07/2025		07/06/2027	Variable Rate Lending Rate + 0.50 % Paid Monthly	10	06/04/2026	20.5	1.058543	56.5		412,982,000
114	EGB695R1S093	A.T. Securitization The Third Issue Tranche C June 2027	EGP	31/05/2022	03/07/2022	07/08/2023	07/06/2027	Variable Rate lending rate+0.45% paid Monthly	46	06/04/2026	20.45	0.264601	14.01		88,294,000
115	EGB69611S1U3	Capital For Securitization The Third Issuance - Seventh Program Tranche H June 2027 F.R	EGP	05/06/2025	07/07/2025		07/06/2027	Fixed Rate 23.5 % Paid Monthly	10	06/04/2026	23.5	1.931507	100		70,000,000
116	EGB69801S433	Al Ahly Securitization The Second Issuance - Fifth Program Tranche C June 2027 V.R	EGP	17/12/2025	11/01/2026		07/06/2027	Variable Rate Lending Rate (corridor) + 0.30 % Paid Monthly	4	06/04/2026	21.3	1.668493	100		285,000,000
117	EGB692C1S242	Egyptian Co. For Securitization The Eighth Issue Tranche D June 2027	EGP	30/12/2019	10/06/2020	10/03/2021	10/06/2027	Variable Rate overnight lending rate+1.80% paid Monthly	70	09/04/2026	21.8	0.94654	45.17		82,420,791
118	EGB694K1S612	EFG Securitization The First Issuance - The Eighth Program Tranche B June 2027 F.R	EGP	17/12/2025	04/03/2026		30/06/2027	Fixed Rate 21.20 % Paid Monthly	2	29/04/2026	21.2	1.742466	100		238,972,500
119	EGB694Z1S094	Beltone Securitization The First Issuance - Second Program Tranche A July 2027 V.R	EGP	18/08/2025	23/09/2025		30/07/2027	Variable Rate Lending Rate (corridor) + 0.40 % Paid Monthly	8	29/04/2026	20.4	1.269759	66.97		368,989,000
120	EGB692C1S515	Egyptian Co. For Securitization The Third Issuance - Second Program Tranche C July 2027 F.R	EGP	29/12/2025	29/12/2025		31/07/2027	Fixed Rate 21.30 % Paid Monthly	3	29/04/2026	21.3	1.750685	100		200,000,000
121	EGB697Q1S035	Aur Securitization The First Issuance Tranche C August 2027 Variable Return Rate	EGP	02/04/2023	01/06/2023	07/05/2025	07/08/2027	Variable Rate lending rate+0.7% paid Monthly	35	06/04/2026	28.95	1.314701	53.18		99,983,398

#	ISIN	Bond Name	CR	Issue Date	Listing Date	Call Date	Maturity Date	Interest Rate	Last Coupon No.	Last Coupon Date	Last Coupon Rate %	Last Coupon Value	Issue Price	Last Trade Date	EGP Issue Size
122	EGB69761S231	Global Corp Securitization The First Issuance - Second Program Tranche A August 2027 V.R	EGP	28/08/2025	21/10/2025		25/08/2027	Variable Rate Lending Rate + 0.35 % Paid Monthly	7	23/04/2026	20.35	1.415112	64.62		575,078,121
123	EGB697J1S190	Aman For Securitization The Fifth Issuance - First Program Tranche D August 2027 V.R	EGP	17/09/2024	27/10/2024		31/08/2027	Variable Rate Corridor Rate + 1.25 % Paid Monthly	19	29/04/2026	25.5	2.09589	100		202,000,000
124	EGB69611S311	Capital For Securitization The Third Issuance - First Program Tranche C September 2027	EGP	02/01/2023	30/01/2023	05/03/2024	05/09/2027	Variable Rate Lending&Discount rate +0.60%paid monthly	39	02/04/2026	20.6	1.676421	93.32		507,650,000
125	EGB69611S1K4	Capital For Securitization The First Issuance - The Twelveth Program Tranche W September 2027 F.R	EGP	30/12/2024	06/03/2025		07/09/2027	Fixed Rate 23.75 % Paid Monthly	14	06/04/2026	23.75	1.952055	100		380,000,000
126	EGB69801S474	Al Ahly Securitization The Second Issuance - Sixth Program Tranche C September 2027 V.R	EGP	25/12/2025	05/02/2026		07/09/2027	Variable Rate Lending Rate (corridor) + 0.40 % Paid Monthly	3	06/04/2026	21.4	1.676712	100		233,000,000
127	EGB69761S181	Global Corp Securitization The Sixth Issuance - First Program Tranche B September 2027 V.R	EGP	08/08/2024	17/10/2024	10/10/2026	10/09/2027	Variable Rate Lending Rate + 0.6 % Paid Monthly	18	09/04/2026	20.6	1.898381	96.1		370,000,000
128	EGB69761S207	Global Corp Securitization The Second Issuance - Second Program Tranche A September 2027 V.R	EGP	28/08/2025	21/10/2025		15/09/2027	Variable Rate Lending Rate + 0.35 % Paid Monthly	6	14/04/2026	20.35	1.344115	72.98		756,066,487
129	EGB690R1S916	Sarwa Securitization The Thirty-Ninth Issuance Tranche C September 2027	EGP	13/11/2022	24/11/2022	30/11/2023	30/09/2027	Fixed Rate 16.10 % paid Monthly	42	29/04/2026	16.1	0.91966	64.14		153,286,004
130	EGB692R1S203	EL TAAMIR Securitization The Seventh Issue Tranche C September 2027	EGP	30/09/2022	17/11/2022	30/10/2023	30/09/2027	Variable Rate Lending&Discount rate+0.50% paid Semi Annually	7	30/03/2026	23.5	114.999518	696.84	01/08/2023	2,661,919,310
131	EGB69471S518	AL Rehab For Securitization The First Issuance - Second Program Tranche B September 2027 F.R	EGP	01/10/2024	21/11/2024		30/09/2027	Fixed Rate 24 % Paid SemiAnuualy	3	31/03/2026	24	11.967123	82.6		144,000,000
132	EGB69561S631	EFG Hermes Securitization The Fourth Issuance Tranche A September 2027 V.R	EGP	31/12/2024	17/03/2025	31/03/2025	30/09/2027	Variable Rate Lending Rate + 1.25 % Paid SemiAnuualy	3	30/03/2026	24.25	12.091781	100		62,500,000
133	EGB69611S2L0	Capital For Securitization The Fourth Issuance - Seventh Program Tranche D September 2027 F.R	EGP	01/10/2025	27/10/2025		30/09/2027	Fixed Rate 21.65 % Paid Monthly	7	29/04/2026	21.65	1.779452	100		351,800,000
134	EGB69611S2Q9	Capital For Securitization The Third Issuance - The Twelveth Program Tranche D September 2027 F.R	EGP	01/10/2025	27/10/2025		30/09/2027	Fixed Rate 21.65 % Paid Monthly	7	29/04/2026	21.65	1.779452	100		633,000,000
135	EGB69611S3L8	Capital For Securitization The Second Issuance - Tenth Program Tranche C September 2027 F.R	EGP	29/12/2025	18/02/2026		30/09/2027	Fixed Rate 21.05 % Paid Monthly	3	29/04/2026	21.05	1.730137	100		113,000,000
136	EGB692R1S310	EL TAAMIR Securitization The First Issuance-The Second Program Tranche C October 2027 Variable Retur	EGP	18/05/2023	22/06/2023	03/07/2024	03/10/2027	Variable Rate Lending rate +0.60%paid Monthly	34	30/04/2026	20.6	1.693151	100		310,000,000
137	EGB692R1S401	EL TAAMIR Securitization The Second Issuance - Second Program Tranche A October 2027 V.R	EGP	02/09/2025	13/10/2025		03/10/2027	Variable Rate Lending Rate + 0.35 % Paid Monthly	7	30/04/2026	20.35	1.472071	88.01		504,742,000

#	ISIN	Bond Name	CR	Issue Date	Listing Date	Call Date	Maturity Date	Interest Rate	Last Coupon No.	Last Coupon Date	Last Coupon Rate %	Last Coupon Value	Issue Price	Last Trade Date	EGP Issue Size
138	EGB694Z1S045	Beltone Securitization The First Issuance Tranche B October 2027 V.R	EGP	21/10/2024	02/01/2025	07/01/2026	07/10/2027	Variable Rate Lending Rate + 0.75 % Paid Monthly	6	06/04/2026	21.75	4.682486	77.03		727,927,000
139	EGB69761S066	Global Corp Securitization The Second Issue-First Program Tranche C October 2027	EGP	02/10/2022	17/11/2022	07/12/2023	07/10/2027	Variable Rate Lending&Discount rate+0.45% paid Monthly	41	06/04/2026	20.45	0.772727	44.31		214,442,214
140	EGB69561S284	EFG Hermes Securitization The First Issuance -The Sixth Program Tranche B October 2027 Variable Retu	EGP	03/11/2022	22/01/2023	30/04/2023	31/10/2027	Variable Rate Lending rate +0.55%paid Semi-Annually	7	29/04/2026	22.55	11.058767	75		228,000,000
141	EGB69611S0G4	Capital For Securitization The Second Issuance - Sixth Program Tranche B October 2027 V.R	EGP	11/10/2024	21/11/2024	30/11/2025	31/10/2027	Variable Rate Lending Rate + 0.4 % Paid Monthly	18	29/04/2026	20.4	1.067544	61.48		217,558,289
142	EGB697J1S034	Aman For Securitization The First Issuance-The First Program Tranche C October 2027	EGP	05/02/2023	21/03/2023	28/02/2025	31/10/2027	Fixed Rate 18.70 % paid Monthly	38	29/04/2026	18.7	1.228082	73.04		74,500,000
143	EGB697J1S372	Aman For Securitization The First Issuance - Second Program Tranche C October 2027 F.R	EGP	30/10/2025	24/12/2025		31/10/2027	Fixed Rate 21.05 % Paid Monthly	5	29/04/2026	21.05	1.730137	100		191,000,000
144	EGB69781S262	Tamweel Securitization The First Issuance - Fourth Program Tranche B November 2027 V.R	EGP	02/12/2024	26/12/2024	03/12/2026	03/11/2027	Variable Rate Lending Rate + 0.6 % Paid Monthly	17	30/04/2026	20.6	1.693151	100		345,500,000
145	EGB69761S132	Global Corp Securitization The Fourth Issuance - First Program Tranche C November 2027 Variable Retu	EGP	30/08/2023	08/10/2023	07/10/2024	07/11/2027	Variable Rate lending rate+0.60% paid Monthly	30	06/04/2026	20.6	1.693151	100		772,000,000
146	EGB697Q1S100	Aur Securitization The Second Issuance - First Program Tranche B November 2027 V.R	EGP	20/12/2023	01/02/2024	07/02/2026	07/11/2027	Variable Rate , Lending Rate + 1.375%, Paid quarterly	9	05/02/2026	22.375	5.82774	91.85		803,685,000
147	EGB69781S098	Tamweel Securitization The Second Issue-First Program Tranche C November 2027	EGP	02/10/2022	03/11/2022	10/12/2023	10/11/2027	Variable Rate lending rate+0.60% paid Monthly	42	09/04/2026	20.6	1.195289	63.55		266,800,000
148	EGB69471S435	AL Rehab For Securitization The Fourth Issue-First Program Tranche C November 2027	EGP	29/11/2021	10/03/2022	29/01/2023	29/11/2027	Fixed Rate 10.25 % paid monthly	44	28/04/2026	10.25	0.044505	3.96		9,595,000
149	EGB69611S2X5	Capital For Securitization The Second Issuance - Ninth Program Tranche B November 2027 F.R	EGP	24/11/2025	24/12/2025		30/11/2027	Fixed Rate 21.05 % Paid Monthly	5	29/04/2026	21.05	1.730137	100		150,000,000
150	EGB69611S2T3	Capital For Securitization The First Issuance - The Fifteenth Program Tranche A December 2027 V.R	EGP	10/11/2025	03/12/2025		03/12/2027	Variable Rate Lending Rate + 0.35 % Paid Monthly	6	30/04/2026	20.35	1.470862	87.94		371,980,000
151	EGB69781S361	Tamweel Securitization The Second Issuance - Fourth Program Tranche A December 2027 V.R	EGP	10/12/2025	31/12/2025		07/12/2027	Variable Rate Lending Rate + 0.35 % Paid Monthly	4	06/04/2026	20.35	1.600426	89.73		594,000,000
152	EGB69801S441	Al Ahly Securitization The Second Issuance - Fifth Program Tranche D December 2027 V.R	EGP	17/12/2025	11/01/2026		07/12/2027	Variable Rate Lending Rate (corridor) + 0.50 % Paid Monthly	4	06/04/2026	21.5	1.684932	100		70,000,000
153	EGB692C1S317	Egyptian Co. For Securitization The Tenth Issue Tranche D December 2027	EGP	31/12/2020	17/06/2021	10/03/2022	12/12/2027	Variable Rate overnight lending rate+0.80% paid Monthly	63	09/04/2026	20.8	0.162044	4.84		7,857,417

#	ISIN	Bond Name	CR	Issue Date	Listing Date	Call Date	Maturity Date	Interest Rate	Last Coupon No.	Last Coupon Date	Last Coupon Rate %	Last Coupon Value	Issue Price	Last Trade Date	EGP Issue Size
154	EGB690R1S0I3	Sarwa Securitization The Forty-Fifth Issuance Tranche B December 2027 F.R	EGP	27/12/2024	23/01/2025		30/12/2027	Fixed Rate 23.25 % Paid Monthly	16	29/04/2026	23.25	0.75994	34.74		264,012,086
155	EGB69561S227	EFG Hermes Securitization The First Issuance - Third Program Tranche C December 2027 Fixed Return	EGP	30/12/2021	28/03/2022	28/02/2023	30/12/2027	Fixed Rate 10.25% paid monthly	43	29/04/2026	10.25	0.219127	23.5		33,177,500
156	EGB69561S623	EFG Hermes Securitization The Third Issuance - Seventh Program Tranche B December 2027 V.R	EGP	30/12/2024	13/03/2025		31/12/2027	Variable Rate Lending Rate + 1 % Paid Monthly	14	29/04/2026	24.25	1.273316	56.93		77,427,000
157	EGB69611S0T7	Capital For Securitization The Third Issuance - Sixth Program Tranche B December 2027 V.R	EGP	27/12/2024	03/02/2025	31/01/2026	31/12/2027	Variable Rate Lending Rate + 0.4 % Paid Monthly	16	29/04/2026	20.4	1.435959	81.56		464,700,216
158	EGB69611S3A1	Capital For Securitization The Fourth Issuance - The Twelveth Program Tranche B December 2027 F.R	EGP	25/12/2025	28/01/2026		31/12/2027	Fixed Rate 20 % Paid Monthly	4	29/04/2026	20	1.643836	100		1,675,000,000
159	EGB69781S247	Tamweel Securitization The First Issuance - Third Program Tranche C December 2027 F.R	EGP	27/12/2023	28/01/2024	28/02/2025	31/12/2027	Fixed Rate, 22.55%, Paid Monthly	28	29/04/2026	22.55	1.853425	100		155,300,000
160	EGB69781S320	Tamweel Securitization The Second Issuance - Third Program Tranche C December 2027 F.R	EGP	23/12/2024	19/01/2025	31/01/2026	31/12/2027	Fixed Rate 28.4 % Paid Monthly	16	29/04/2026	28.4	2.334247	100		235,700,000
161	EGB697J1S307	Aman For Securitization The Second Issuance Tranche D December 2027 F.R	EGP	01/01/2025	27/02/2025		31/12/2027	Fixed Rate 24 % Paid Monthly	15	29/04/2026	24	1.972603	100	10/03/2025	84,000,000
162	EGB697J1S406	Aman For Securitization The Second Issuance - Second Program Tranche C December 2027 V.R	EGP	29/12/2025	25/02/2026		31/12/2027	Variable Rate Lending Rate + 1.05 % Paid Monthly	3	29/04/2026	21.05	1.730137	100		156,000,000
163	EGB69761S108	Global Corp Securitization The Third Issuance-First Program Tranche C January 2028	EGP	02/01/2023	27/02/2023	05/04/2025	05/01/2028	Variable Rate Deposit & Lending rate +0.65%paid every 3 months	13	09/04/2026	21.65	5.516301	92.21		563,377,000
164	EGB69761S272	Global Corp Securitization The Third Issuance - Second Program Tranche A January 2028 V.R	EGP	30/12/2025	28/01/2026		05/01/2028	Variable Rate Lending Rate + 0.30 % Paid Monthly	3	02/04/2026	20.3	1.65784	94.42		1,225,515,559
165	EGB69801S177	Al Ahly Securitization The Second Issuance Tranche B January 2028 V.R	EGP	29/12/2023	11/03/2024		05/01/2028	Variable Rate , Lending Rate + 1.40%, Paid Quarterly	9	02/04/2026	24.65	4.322963	64.53		220,676,344
166	EGB695R1S127	A.T. Securitization The Fourth Issuance Tranche C January 2028 Variable Return	EGP	31/08/2023	02/10/2023	07/11/2024	07/01/2028	Variable Rate lending rate+0.55% paid Monthly	31	06/04/2026	20.55	1.59295	94.31		563,036,000
167	EGB695R1S143	A.T. Securitization The Fifth Issuance Tranche B January 2028 V.R	EGP	02/12/2024	09/01/2025	07/02/2027	07/01/2028	Variable Rate Lending Rate + 0.55 % Paid Monthly	14	06/04/2026	20.55	1.573338	88.07		433,297,000
168	EGB695R1S168	A.T. Securitization The First Issuance - The First Program Tranche A January 2028 V.R	EGP	08/12/2025	08/01/2026		07/01/2028	Variable Rate Lending Rate (corridor) + 0.30 % Paid Monthly	3	06/04/2026	20.3	1.59428	91.4		683,674,000
169	EGB697Q1S126	Aur Securitization The Third Issuance - First Program Tranche A January 2028 V.R	EGP	30/12/2025	08/02/2026		07/01/2028	Variable Rate Lending Rate + 0.35 % Paid Monthly	3	06/04/2026	20.35	1.575679	89.14		428,766,000

#	ISIN	Bond Name	CR	Issue Date	Listing Date	Call Date	Maturity Date	Interest Rate	Last Coupon No.	Last Coupon Date	Last Coupon Rate %	Last Coupon Value	Issue Price	Last Trade Date	EGP Issue Size
170	EGB69801S300	Al Ahly Securitization The Second Issuance - Third Program Tranche B January 2028 V.R	EGP	30/12/2024	20/02/2025	07/02/2027	07/01/2028	Variable Rate Lending Rate + 0.6 % Paid Monthly	5	06/04/2026	28.85	5.180822	100		302,000,000
171	EGB692C1S358	Egyptian Co. For Securitization The Eleventh Issue Tranche D January 2028	EGP	02/01/2022	10/02/2022	10/03/2023	10/01/2028	Variable Rate overnight lending rate+0.70% paid Monthly	51	09/04/2026	20.7	1.984932	100		202,400,000
172	EGB69611S3C7	Capital For Securitization The Second Issuance - The Eleventh Program Tranche B January 2028 V.R	EGP	31/12/2025	04/02/2026	10/02/2027	10/01/2028	Variable Rate Lending Rate + 0.30 % Paid Monthly	3	09/04/2026	20.3	1.72411	100		1,135,700,000
173	EGB69561S375	EFG Hermes Securitization The Second Issuance - Fourth Program Tranche C January 2028 Fixed Return	EGP	30/12/2022	16/03/2023	30/01/2026	30/01/2028	Fixed Rate 15.90% paid Monthly	31	29/04/2026	15.9	0.956717	67.08		241,422,000
174	EGB69801S037	Al Ahly Securitization The First Issuance - The First Program Tranche C February 2028 Variable Retur	EGP	12/06/2023	07/08/2023	05/08/2024	05/02/2028	Variable Rate Lending rate +0.70%paid monthly	33	02/04/2026	28.95	1.212552	64.39		177,704,267
175	EGB690R1S940	Sarwa Securitization The Forteenth Issuance Tranche C February 2028	EGP	29/03/2023	26/04/2023	30/05/2024	29/02/2028	Fixed Rate 19 % paid Monthly	37	29/04/2026	19	0.84839	49.1		265,649,964
176	EGB69611S1V1	Capital For Securitization The Third Issuance - Seventh Program Tranche W March 2028 F.R	EGP	05/06/2025	07/07/2025		07/03/2028	Fixed Rate 23.75 % Paid Monthly	10	06/04/2026	23.75	1.952055	100		40,000,000
177	EGB69611S1D9	Capital For Securitization The First Issuance - The Eleventh Program Tranche C March 2028 V.R	EGP	30/12/2024	06/03/2025	10/02/2026	10/03/2028	Variable Rate Lending Rate + 0.6 % Paid Monthly	14	09/04/2026	20.6	1.460984	83.5		379,945,000
178	EGB694K1S349	EFG Securitization The Third Issuance - Third Program Tranche C March 2028 V.R	EGP	22/09/2023	23/11/2023	22/12/2024	22/03/2028	Variable Return Despost &Lending Rate +1.15% Paid every 3 months	8	12/03/2026	23.15	5.708219	100		531,300,000
179	EGB690R1S841	Sarwa Securitization The Thirty-Fifth Issue Tranche D March 2028	EGP	31/05/2021	04/08/2021	30/05/2022	31/03/2028	Fixed Rate 10.75% paid Monthly					49.51		97,047,749
180	EGB69561S433	EFG Hermes Securitization The Second Issuance - Fifth Program Tranche C March 2028 Fixed Return	EGP	01/03/2023	18/05/2023	31/05/2024	31/03/2028	Fixed Rate 18.50% paid monthly	35	29/04/2026	18.5	0.487235	26.56		67,396,500
181	EGB69611S1M0	Capital For Securitization The Fourth Issuance - Sixth Program Tranche B March 2028 V.R	EGP	27/03/2025	30/04/2025	30/04/2026	31/03/2028	Variable Rate Lending Rate + 0.40 % Paid Monthly	13	29/04/2026	20.4	1.674277	99.04		445,871,081
182	EGB69611S2B1	Capital For Securitization The Second Issuance - The Twelveth Program Tranche W May 2028 F.R	EGP	25/06/2025	04/08/2025		05/05/2028	Fixed Rate 21.60 % Paid Monthly	9	02/04/2026	21.6	1.834521	100		685,000,000
183	EGB69781S346	Tamweel Securitization The First Issuance - Fifth Program Tranche B May 2028 F.R	EGP	13/05/2025	29/05/2025		07/05/2028	Fixed Rate 23.75 % Paid Monthly	11	06/04/2026	23.75	1.919278	93.66		251,000,000
184	EGB692C1S440	Egyptian Co. For Securitization The Thirteenth Issuance Tranche C May 2028 V.R	EGP	29/12/2023	08/02/2024	10/03/2025	10/05/2028	Variable Rate , Overnight Lending rate + 0.7%, Paid monthly	27	09/04/2026	20.7	1.978838	99.69		1,303,984,651
185	EGB697Q1S068	Aur Securitization The First Issuance-The First Program Tranche C June 2028 Variable Return	EGP	01/06/2023	26/07/2023	06/09/2025	06/06/2028	Variable Rate Lending rate +0.70%paid quarterly	11	05/03/2026	22.7	5.659452	100		368,000,000

#	ISIN	Bond Name	CR	Issue Date	Listing Date	Call Date	Maturity Date	Interest Rate	Last Coupon No.	Last Coupon Date	Last Coupon Rate %	Last Coupon Value	Issue Price	Last Trade Date	EGP Issue Size
186	EGB694Z1S078	Beltone Securitization The Second Issuance Tranche B June 2028 V.R	EGP	19/05/2025	07/07/2025	07/07/2027	07/06/2028	Variable Rate Lending Rate + 0.60 % Paid Monthly	10	06/04/2026	20.6	1.396488	82.48		575,701,000
187	EGB69471S468	AL Rehab For Securitization The Fifth Issue-First Program Tranche C June 2028	EGP	29/06/2022	22/09/2022	29/10/2023	29/06/2028	Fixed Rate 13.75% paid Monthly	20	02/04/2026	13.75	0.93522	79.38	24/02/2025	476,300,000
188	EGB690R1S973	Sarwa Securitization The Forty-First Issuance Tranche C June 2028 Fixed Return	EGP	23/06/2023	26/07/2023	30/08/2024	30/06/2028	Fixed Rate 21% paid Monthly	34	29/04/2026	21	1.66974	89.05		478,194,165
189	EGB69561S268	EFG Hermes Securitization The Second Issuance - Third Program Tranche D July 2028 Fixed Return	EGP	21/07/2022	09/10/2022	21/09/2023	21/07/2028	Fixed Rate 13.35% paid monthly	36	20/04/2026	13.35	0.595988	52.97		95,675,000
190	EGB694Z1S102	Beltone Securitization The First Issuance - Second Program Tranche B July 2028 V.R	EGP	18/08/2025	23/09/2025	30/08/2027	30/07/2028	Variable Rate Lending Rate (corridor) + 0.50 % Paid Monthly	8	29/04/2026	20.5	1.688014	96.95		318,000,000
191	EGB692R1S344	EL TAAMIR Securitization The First Issuance - Third Program Tranche C July 2028 Variable Return	EGP	14/07/2023	07/09/2023	31/08/2024	31/07/2028	Variable Rate Lending rate +0.60%paid semi-annually	5	29/01/2026	25.6	129.753425	1,000		5,820,000,000
192	EGB69801S060	Al Ahly Securitization The First Issuance Tranche C August 2028 Variable Return	EGP	26/09/2023	02/11/2023	05/10/2026	05/08/2028	Variable Rate lending rate+1.30% paid monthly	10	04/02/2026	24.55	5.872877	100		383,000,000
193	EGB69611S808	Capital For Securitization The Fourth Issuance - First Program Tranche C August 2028 V.R	EGP	29/12/2023	29/02/2024	07/02/2025	07/08/2028	Variable Rate , Lending Rate + 0.8%, Paid Monthly	26	06/04/2026	20.8	1.766575	100		575,000,000
194	EGB69761S074	Global Corp Securitization The Second Issue-First Program Tranche D August 2028	EGP	02/10/2022	17/11/2022	07/12/2023	07/08/2028	Variable Rate Lending&Discount rate+0.50% paid Monthly	41	06/04/2026	20.5	1.488373	88.33		59,184,000
195	EGB69761S199	Global Corp Securitization The Sixth Issuance - First Program Tranche C August 2028 V.R	EGP	08/08/2024	17/10/2024	10/10/2026	10/08/2028	Variable Rate Lending Rate + 0.9 % Paid Monthly	18	09/04/2026	20.9	1.95137	97.37		185,000,000
196	EGB69761S249	Global Corp Securitization The First Issuance - Second Program Tranche B August 2028 V.R	EGP	28/08/2025	21/10/2025	25/09/2027	25/08/2028	Variable Rate Lending Rate + 0.45 % Paid Monthly	7	23/04/2026	20.45	1.648792	91.96		579,370,000
197	EGB69611S2F2	Capital For Securitization The Fifth Issuance - Sixth Program Tranche B August 2028 V.R	EGP	01/09/2025	08/10/2025	26/10/2026	26/08/2028	Variable Rate Lending Rate + 0.4 % Paid Monthly	7	23/04/2026	20.4	1.727725	99.55		550,345,982
198	EGB697J1S208	Aman For Securitization The Fifth Issuance - First Program Tranche H August 2028 V.R	EGP	17/09/2024	27/10/2024		31/08/2028	Variable Rate Corridor Rate + 1.40 % Paid Monthly	19	29/04/2026	25.65	2.108219	100		175,000,000
199	EGB69801S151	Al Ahly Securitization The First Issuance - Third Program Tranche C September 2028 V.R	EGP	22/11/2023	22/01/2024	07/01/2026	07/09/2028	Variable Rate, Lending Rate +0.70%, Paid Monthly	12	06/04/2026	28.95	1.70137	100		476,000,000
200	EGB69761S165	Global Corp Securitization The Fifth Issuance - First Program Tranche C September 2028 V.R	EGP	13/02/2024	28/04/2024	10/03/2026	10/09/2028	Variable Rate , Lending Rate + 0.80%, Paid monthly	10	09/04/2026	20.8	1.891174	94.82		570,333,000
201	EGB69761S215	Global Corp Securitization The Second Issuance - Second Program Tranche B September 2028 V.R	EGP	28/08/2025	21/10/2025	15/10/2027	15/09/2028	Variable Rate Lending Rate + 0.45 % Paid Monthly	6	14/04/2026	20.45	1.658799	94.27		610,880,421
202	EGB694K1S216	EFG Securitization The Second Issuance - Third Program Tranche C September 2028 Variable	EGP	25/09/2022	22/11/2022	25/11/2023	25/09/2028	Variable Rate lending rate+0.6% paid Monthly	34	22/04/2026	20.6	0.24733	8.54		72,606,271

#	ISIN	Bond Name	CR	Issue Date	Listing Date	Call Date	Maturity Date	Interest Rate	Last Coupon No.	Last Coupon Date	Last Coupon Rate %	Last Coupon Value	Issue Price	Last Trade Date	EGP Issue Size
		Return													
203	EGB690R1S0A0	Sarwa Securitization The Forty-Second Issuance Tranche C September 2028 Fixed Return	EGP	28/09/2023	26/10/2023	30/10/2024	30/09/2028	Fixed Rate 22 % paid Monthly	31	29/04/2026	22	1.86849	73.83		344,794,649
204	EGB69561S672	EFG Hermes Securitization The Fourth Issuance - Seventh Program Tranche B September 2028 F.R	EGP	24/09/2025	17/12/2025		30/09/2028	Fixed Rate 21 % Paid Monthly	5	29/04/2026	21	1.726027	100		154,560,000
205	EGB69611S2M8	Capital For Securitization The Fourth Issuance - Seventh Program Tranche H September 2028 F.R	EGP	01/10/2025	27/10/2025		30/09/2028	Fixed Rate 21.40 % Paid Monthly	7	29/04/2026	21.4	1.758904	100		356,900,000
206	EGB69611S2R7	Capital For Securitization The Third Issuance - The Twelveth Program Tranche H September 2028 F.R	EGP	01/10/2025	27/10/2025		30/09/2028	Fixed Rate 21.40 % Paid Monthly	7	29/04/2026	21.4	1.758904	100		894,500,000
207	EGB692R1S419	EL TAAMIR Securitization The Second Issuance - Second Program Tranche B October 2028 V.R	EGP	02/09/2025	13/10/2025	03/11/2027	03/10/2028	Variable Rate Lending Rate + 0.45 % Paid Monthly	7	30/04/2026	20.45	1.621156	96.45		445,600,000
208	EGB694Z1S052	Beltone Securitization The First Issuance Tranche C October 2028 V.R	EGP	21/10/2024	02/01/2025	07/01/2026	07/10/2028	Variable Rate Lending Rate + 1 % Paid Monthly	6	06/04/2026	22	4.406458	82.14		184,000,000
209	EGB690R1S0L7	Sarwa Securitization The Forty-Sixth Issuance Tranche B October 2028 F.R	EGP	01/10/2025	03/11/2025	30/10/2026	30/10/2028	Fixed Rate 20.50 % Paid Monthly	7	29/04/2026	20.5	1.51577	85.82		570,681,007
210	EGB690R1S882	Sarwa Securitization The Thirty-Six Issue Tranche D October 2028	EGP	01/12/2021	20/01/2022	30/12/2022	30/10/2028	Fixed Rate 10.75% paid Monthly	45	29/04/2026	10.75	0.91301	94.3		128,247,811
211	EGB692R1S286	EL TAAMIR Securitization The First Issuance-The First Program Tranche W October 2028 Fixed Rate	EGP	07/03/2023	18/05/2023	31/05/2024	31/10/2028	Fixed Rate 18.20% paid Monthly	28	29/04/2026	18.2	1.49589	100		230,300,000
212	EGB69561S532	EFG Hermes Securitization The Second Issuance - Sixth Program Tranche B October 2028 V.R	EGP	31/10/2023	03/01/2024	30/04/2024	31/10/2028	Variable rate Lending Rate +1.35% Paid Semi-Annually	5	29/04/2026	23.35	11.451096	100		217,000,000
213	EGB69561S698	EFG Hermes Securitization The Fifth Issuance Tranche B October 2028 V.R	EGP	19/11/2025	24/12/2025	31/12/2026	31/10/2028	Variable Rate Lending Rate + 0.40 % Paid Monthly	5	29/04/2026	20.4	1.402128	83.62		1,677,511,600
214	EGB69611S246	Capital For Securitization The Second Issue-First Program Tranche D October 2028	EGP	02/01/2022	10/03/2022	28/02/2023	31/10/2028	Variable Rate lending rate+0.60% paid Monthly	52	29/04/2026	20.6	1.693151	100		152,300,000
215	EGB69781S270	Tamweel Securitization The First Issuance - Fourth Program Tranche C November 2028 V.R	EGP	02/12/2024	26/12/2024	03/12/2026	03/11/2028	Variable Rate Lending Rate + 0.7 % Paid Monthly	17	30/04/2026	20.7	1.70137	100		373,300,000
216	EGB69801S128	Al Ahly Securitization The First Issuance - Fourth Program Tranche C November 2028 V.R	EGP	02/11/2023	14/12/2023	05/01/2025	05/11/2028	Variable rate Lending Rate +0.70% Paid monthly	20	02/04/2026	28.95	1.758082	100		289,500,000
217	EGB697Q1S118	Aur Securitization The Second Issuance - First Program Tranche C November 2028 V.R	EGP	20/12/2023	01/02/2024	07/02/2026	07/11/2028	Variable Rate , Lending Rate + 1.50% , Paid quarterly	9	05/02/2026	22.5	5.858904	100		597,000,000
218	EGB690R1S0D4	Sarwa Securitization The Forty-Third Issuance Tranche C November 2028 V.R	EGP	27/12/2023	29/01/2024	30/01/2025	30/11/2028	Variable Rate , Lending Rate +1.75% , Paid Monthly	28	29/04/2026	21.75	1.84726	100		349,000,000

#	ISIN	Bond Name	CR	Issue Date	Listing Date	Call Date	Maturity Date	Interest Rate	Last Coupon No.	Last Coupon Date	Last Coupon Rate %	Last Coupon Value	Issue Price	Last Trade Date	EGP Issue Size
219	EGB692R1S385	EL TAAMIR Securitization The Second Issuance - Third Program Tranche C November 2028 V.R	EGP	28/11/2023	31/12/2023	31/12/2024	30/11/2028	Variable rate Lending Rate +0.60% Paid Semi-Annually	4	27/11/2025	25.6	127.649315	1,000		4,822,500,000
220	EGB69561S722	EFG Hermes Securitization The First Issuance - The Tenth Program Tranche B November 2028 F.R	EGP	10/11/2025	21/01/2026		30/11/2028	Fixed Rate 21 % Paid Monthly	1	30/03/2026	21	8.112329	100		207,460,000
221	EGB69611S2Y3	Capital For Securitization The Second Issuance - Ninth Program Tranche C November 2028 F.R	EGP	24/11/2025	24/12/2025		30/11/2028	Fixed Rate 20.80 % Paid Monthly	5	29/04/2026	20.8	1.709589	100		44,500,000
222	EGB69611S618	Capital For Securitization The First Issuance - Fifth Program Tranche C November 2028 F.R	EGP	06/12/2023	22/01/2024	28/02/2025	30/11/2028	Fixed Rate,22.25%, Paid Monthly	28	29/04/2026	22.25	1.828767	100		274,400,000
223	EGB69611S2U1	Capital For Securitization The First Issuance - The Fifteenth Program Tranche B December 2028 V.R	EGP	10/11/2025	03/12/2025	03/12/2027	03/12/2028	Variable Rate Lending Rate + 0.45 % Paid Monthly	6	30/04/2026	20.45	1.680822	100		299,000,000
224	EGB695R1S150	A.T. Securitization The Fifth Issuance Tranche C December 2028 V.R	EGP	02/12/2024	09/01/2025	07/02/2027	07/12/2028	Variable Rate Lending Rate + 0.8 % Paid Monthly	14	06/04/2026	20.8	1.396206	78.78		272,575,000
225	EGB69781S379	Tamweel Securitization The Second Issuance - Fourth Program Tranche B December 2028 V.R	EGP	10/12/2025	31/12/2025	07/01/2028	07/12/2028	Variable Rate Lending Rate + 0.45 % Paid Monthly	4	06/04/2026	20.45	1.736849	100		425,000,000
226	EGB69781S429	Tamweel Securitization The Second Issuance - Fifth Program Tranche B December 2028 F.R	EGP	27/01/2026	18/02/2026		07/12/2028	Fixed Rate 20.75 % Paid Monthly	2	06/04/2026	20.75	1.762329	100		231,000,000
227	EGB692R1S443	EL TAAMIR Securitization The Eighth Issuance Tranche B December 2028 V.R	EGP	23/12/2025	11/03/2026	31/01/2027	31/12/2028	Variable Rate Lending Rate (corridor) + 0.30 % Paid SemiAnually					1,000		7,196,000,000
228	EGB69561S755	EFG Hermes Securitization The First Issuance - The Twelveth Program Tranche B December 2028 V.R	EGP	18/12/2025	18/02/2026	28/02/2027	31/12/2028	Variable Rate Lending Rate + 0.40 % Paid Monthly	3	29/04/2026	20.4	1.676712	100		449,905,000
229	EGB69611S3G8	Capital For Securitization The First Issuance - The Sixteenth Program Tranche B December 2028 F.R	EGP	31/12/2025	28/01/2026	31/01/2027	31/12/2028	Fixed Rate 20.50 % Paid Monthly	4	29/04/2026	20.5	1.684932	100		1,281,000,000
230	EGB69611S766	Capital For Securitization The First Issuance -The Sixth Program Tranche C December 2028 V.R	EGP	29/12/2023	22/02/2024	28/02/2025	31/12/2028	Variable Rate, Lending Rate + 0.8 % Paid Monthly	27	29/04/2026	20.8	1.604367	93.8		286,098,112
231	EGB697J1S414	Aman For Securitization The Second Issuance - Second Program Tranche D December 2028 V.R	EGP	29/12/2025	25/02/2026		31/12/2028	Variable Rate Lending Rate + 1.55 % Paid Monthly	3	29/04/2026	21.55	1.771233	100		57,000,000
232	EGB69761S280	Global Corp Securitization The Third Issuance - Second Program Tranche B January 2029 V.R	EGP	30/12/2025	28/01/2026	05/02/2028	05/01/2029	Variable Rate Lending Rate + 0.40 % Paid Monthly	3	02/04/2026	20.4	1.732603	100		732,000,000
233	EGB695R1S176	A.T. Securitization The First Issuance - The First Program Tranche B January 2029 V.R	EGP	08/12/2025	08/01/2026	07/02/2028	07/01/2029	Variable Rate Lending Rate (corridor) + 0.40 % Paid Monthly	3	06/04/2026	20.4	1.732603	98.99		550,395,000
234	EGB69781S197	Tamweel Securitization The Third Issuance - First Program Tranche C January 2029 V.R	EGP	20/12/2023	10/01/2024	07/02/2026	07/01/2029	Variable Rate Lending Rate +0.80%, Paid Monthly	28	06/04/2026	20.8	1.664958	92.33		626,000,000

#	ISIN	Bond Name	CR	Issue Date	Listing Date	Call Date	Maturity Date	Interest Rate	Last Coupon No.	Last Coupon Date	Last Coupon Rate %	Last Coupon Value	Issue Price	Last Trade Date	EGP Issue Size
235	EGB697Q1S134	Aur Securitization The Third Issuance - First Program Tranche B January 2029 V.R	EGP	30/12/2025	08/02/2026	07/02/2028	07/01/2029	Variable Rate Lending Rate + 0.45 % Paid Monthly	3	06/04/2026	20.45	1.736849	100		339,000,000
236	EGB69611S3D5	Capital For Securitization The Second Issuance - The Eleventh Program Tranche C January 2029 V.R	EGP	31/12/2025	04/02/2026	10/02/2027	10/01/2029	Variable Rate Lending Rate + 0.40 % Paid Monthly	3	09/04/2026	20.4	1.732603	100		956,800,000
237	EGB69611S1E7	Capital For Securitization The First Issuance - The Eleventh Program Tranche D March 2029 V.R	EGP	30/12/2024	06/03/2025	10/02/2026	10/03/2029	Variable Rate Lending Rate + 0.9 % Paid Monthly	14	09/04/2026	20.9	1.327321	74.78		281,755,000
238	EGB690R1S0G7	Sarwa Securitization The Forty-Fourth Issuance Tranche C April 2029 V.R	EGP	08/05/2024	27/06/2024	30/06/2025	30/04/2029	Variable Rate Lending Rate (corridor) +1.75 % Paid Monthly	23	29/04/2026	26	2.20822	100		224,000,000
239	EGB69781S353	Tamweel Securitization The First Issuance - Fifth Program Tranche C May 2029 F.R	EGP	13/05/2025	29/05/2025		07/05/2029	Fixed Rate 23.5 % Paid Monthly	11	06/04/2026	23.5	1.99589	100		112,000,000
240	EGB692C1S457	Egyptian Co. For Securitization The Thirteenth Issuance Tranche D June 2029 V.R	EGP	29/12/2023	08/02/2024	10/03/2025	10/06/2029	Variable Rate , Overnight Lending rate + 0.8%, Paid monthly	27	09/04/2026	20.8	1.994521	100		281,000,000
241	EGB694K1S141	EFG Securitization The First Issuance - Fourth Program Tranche D June 2029 Variable Return	EGP	20/06/2022	14/09/2022	20/07/2024	20/06/2029	Variable Rate lending rate+0.70% paid Monthly	37	19/04/2026	20.7	0.744973	39.4		91,059,864
242	EGB694K1S182	EFG Securitization The First Issuance - Fourth Program Tranche E June 2029 Fixed Return	EGP	20/06/2022	14/09/2022	20/07/2024	20/06/2029	Fixed Rate 13.40% paid monthly	37	19/04/2026	13.4	0.720655	67.49		56,495,750
243	EGB692R1S393	EL TAAMIR Securitization The Second Issuance - Third Program Tranche D June 2029 V.R	EGP	28/11/2023	31/12/2023	31/12/2024	30/06/2029	Variable rate Lending Rate +0.80% Paid Semi-Annually	4	27/11/2025	25.8	128.646575	1,000		4,987,500,000
244	EGB69561S516	EFG Hermes Securitization The First Issuance - The Eighth ProgramTranche C June 2029 V.R	EGP	08/09/2023	07/12/2023	30/11/2024	30/06/2029	Variable Rate Lending Rate + 0.70 % Paid monthly	22	29/04/2026	20.7	1.70137	100		212,400,000
245	EGB69611S2V9	Capital For Securitization The First Issuance - The Fifteenth Program Tranche C July 2029 V.R	EGP	10/11/2025	03/12/2025	03/12/2027	03/07/2029	Variable Rate Lending Rate + 0.60 % Paid Monthly	6	30/04/2026	20.6	1.693151	100		82,000,000
246	EGB69801S318	Al Ahly Securitization The Second Issuance - Third Program Tranche C July 2029 V.R	EGP	30/12/2024	20/02/2025	07/02/2027	07/07/2029	Variable Rate Lending Rate + 0.9 % Paid Monthly	5	06/04/2026	29.15	5.254795	100		265,000,000
247	EGB694Z1S110	Beltone Securitization The First Issuance - Second Program Tranche C July 2029 V.R	EGP	18/08/2025	23/09/2025	30/08/2027	30/07/2029	Variable Rate Lending Rate (corridor) + 0.60 % Paid Monthly	8	29/04/2026	20.6	1.602565	91.6		218,000,000
248	EGB69471S492	AL Rehab For Securitization The Twelvth Issuance Tranche C July 2029 Variable Return	EGP	27/07/2023	19/10/2023	31/08/2026	31/07/2029	Variable Rate Lending&Disc rate+1.3% paid Monthly	18	29/04/2026	21.3	1.349357	72.29		127,700,000
249	EGB69561S573	EFG Hermes Securitization The Second Issuance - Second Program Tranche C August 2029 V.R	EGP	18/10/2023	31/12/2023		15/08/2029	Variable Rate Lending & Discount Rate +3%, Paid Monthly	21	14/04/2026	23	1.762734	90.24		63,210,000
250	EGB69761S256	Global Corp Securitization The First Issuance - Second Program Tranche C August 2029 V.R	EGP	28/08/2025	21/10/2025	25/09/2027	25/08/2029	Variable Rate Lending Rate + 0.55 % Paid Monthly	7	23/04/2026	20.55	1.656792	91.96		574,750,000

#	ISIN	Bond Name	CR	Issue Date	Listing Date	Call Date	Maturity Date	Interest Rate	Last Coupon No.	Last Coupon Date	Last Coupon Rate %	Last Coupon Value	Issue Price	Last Trade Date	EGP Issue Size
251	EGB697J1S216	Aman For Securitization The Fifth Issuance - First Program Tranche W August 2029 V.R	EGP	17/09/2024	27/10/2024		31/08/2029	Variable Rate Corridor Rate + 1.5 % Paid Monthly	19	29/04/2026	25.75	2.116438	100	24/02/2025	110,000,000
252	EGB692R1S427	EL TAAMIR Securitization The Second Issuance - Second Program Tranche C September 2029 V.R	EGP	02/09/2025	13/10/2025	03/11/2027	03/09/2029	Variable Rate Lending Rate + 0.55 % Paid Monthly	7	30/04/2026	20.55	1.560597	92.4		243,000,000
253	EGB692R1S211	EL TAAMIR Securitization The Seventh Issue Tranche D September 2029	EGP	30/09/2022	17/11/2022	30/10/2023	30/09/2029	Variable Rate Lending&Discount rate+0.70% paid Semi Annually	7	30/03/2026	23.7	118.175342	1,000	01/08/2023	6,600,000,000
254	EGB692R1S252	EL TAAMIR Securitization The First Issuance-The First Program Tranche C September 2029 Variable Rate	EGP	07/03/2023	18/05/2023	31/05/2024	30/09/2029	Variable Rate Lending rate +0.70%paid Monthly	28	29/04/2026	20.7	1.274939	74.56		159,240,879
255	EGB692R1S351	EL TAAMIR Securitization The First Issuance - Third Program Tranche D September 2029 Variable Return	EGP	14/07/2023	07/09/2023	31/08/2024	30/09/2029	Variable Rate Lending rate +0.80%paid semi-annually	5	29/01/2026	25.8	130.767123	1,000		1,410,000,000
256	EGB69471S526	AL Rehab For Securitization The First Issuance - Second Program Tranche C September 2029 F.R	EGP	01/10/2024	21/11/2024		30/09/2029	Fixed Rate 24 % Paid Monthly	3	31/03/2026	24	11.967123	100		507,860,000
257	EGB69561S649	EFG Hermes Securitization The Fourth Issuance Tranche B September 2029 V.R	EGP	31/12/2024	17/03/2025	31/03/2025	30/09/2029	Variable Rate Lending Rate + 1.5 % Paid SemiAnnualy	3	30/03/2026	24.5	12.216438	100		155,000,000
258	EGB69781S106	Tamweel Securitization The Second Issue-First Program Tranche D October 2029	EGP	02/10/2022	03/11/2022	10/12/2023	10/10/2029	Variable Rate lending rate+0.70% paid Monthly	42	09/04/2026	20.7	1.697625	93.47		271,800,000
259	EGB69561S292	EFG Hermes Securitization The First Issuance -The Sixth Program Tranche C October 2029 Variable Retu	EGP	03/11/2022	22/01/2023	30/04/2023	31/10/2029	Variable Rate Lending rate +0.65%paid Semi-Annually	7	29/04/2026	22.65	11.107808	100		400,000,000
260	EGB69611S0H2	Capital For Securitization The Second Issuance - Sixth Program Tranche C October 2029 V.R	EGP	11/10/2024	21/11/2024	30/11/2025	31/10/2029	Variable Rate Lending Rate + 0.55 % Paid Monthly	18	29/04/2026	20.55	1.521237	90.07		458,954,015
261	EGB697J1S315	Aman For Securitization The Second Issuance Tranche H October 2029 V.R	EGP	01/01/2025	27/02/2025		31/10/2029	Variable Rate Lending Rate (corridor) + 1.5 % Paid Monthly	15	29/04/2026	24.75	2.034247	100		91,500,000
262	EGB69781S288	Tamweel Securitization The First Issuance - Fourth Program Tranche D November 2029 V.R	EGP	02/12/2024	26/12/2024	03/12/2026	03/11/2029	Variable Rate Lending Rate + 0.8 % Paid Monthly	17	30/04/2026	20.8	1.709589	100		245,300,000
263	EGB694Z1S086	Beltone Securitization The Second Issuance Tranche C November 2029 V.R	EGP	19/05/2025	07/07/2025	07/07/2027	07/11/2029	Variable Rate Lending Rate + 0.90 % Paid Monthly	10	06/04/2026	20.9	1.321234	76.91		446,870,000
264	EGB69561S326	EFG Hermes Securitization The Third Issuance - Third Program Tranche C November 2029 Fixed Return	EGP	17/11/2022	07/02/2023	17/01/2024	17/11/2029	Fixed Rate 16.10 % paid Monthly	32	16/04/2026	16.1	1.211827	80.48		143,605,000
265	EGB690R1S0J1	Sarwa Securitization The Forty-Fifth Issuance Tranche C November 2029 F.R	EGP	27/12/2024	23/01/2025		30/11/2029	Fixed Rate 23.75 % Paid Monthly	16	29/04/2026	23.75	2.01712	100		210,000,000
266	EGB694K1S281	EFG Securitization The Second Issuance - Fourth Program Tranche W	EGP	07/03/2023	07/05/2023	31/10/2024	30/11/2029	Fixed Rate 18.25 % paid Monthly	28	29/04/2026	18.25	1.286773	84.32		70,988,863

#	ISIN	Bond Name	CR	Issue Date	Listing Date	Call Date	Maturity Date	Interest Rate	Last Coupon No.	Last Coupon Date	Last Coupon Rate %	Last Coupon Value	Issue Price	Last Trade Date	EGP Issue Size
		November 2029 Fixed Return													
267	EGB69781S387	Tamweel Securitization The Second Issuance - Fourth Program Tranche C December 2029 V.R	EGP	10/12/2025	31/12/2025	07/01/2028	07/12/2029	Variable Rate Lending Rate + 0.55 % Paid Monthly	4	06/04/2026	20.55	1.745342	100		417,000,000
268	EGB69611S0U5	Capital For Securitization The Third Issuance - Sixth Program Tranche C December 2029 V.R	EGP	27/12/2024	03/02/2025	31/01/2026	31/12/2029	Variable Rate Lending Rate + 0.55 % Paid Monthly	16	29/04/2026	20.55	1.552071	91.89		564,458,934
269	EGB69761S298	Global Corp Securitization The Third Issuance - Second Program Tranche C January 2030 V.R	EGP	30/12/2025	28/01/2026	05/02/2028	05/01/2030	Variable Rate Lending Rate + 0.55 % Paid Monthly	3	02/04/2026	20.55	1.745342	100		445,000,000
270	EGB69781S437	Tamweel Securitization The Second Issuance - Fifth Program Tranche C January 2030 F.R	EGP	27/01/2026	18/02/2026		07/01/2030	Fixed Rate 20.25 % Paid Monthly	2	06/04/2026	20.25	1.719863	100		87,000,000
271	EGB69761S223	Global Corp Securitization The Second Issuance - Second Program Tranche C January 2030 V.R	EGP	28/08/2025	21/10/2025	15/10/2027	15/01/2030	Variable Rate Lending Rate + 0.60 % Paid Monthly	6	14/04/2026	20.6	1.669984	95.45		610,880,421
272	EGB69801S185	Al Ahly Securitization The Second Issuance Tranche C February 2030 V.R	EGP	29/12/2023	11/03/2024	05/03/2028	05/02/2030	Variable Rate , Lending Rate + 1.80%, Paid Monthly	9	02/04/2026	25.05	5.621918	100		426,000,000
273	EGB69561S409	EFG Hermes Securitization The Third Issuance Tranche C February 2030 Fixed Return	EGP	15/02/2023	11/05/2023	30/04/2024	28/02/2030	Fixed Rate 18.25% paid Monthly	29	29/04/2026	18.25	1.5	98.44		295,183,000
274	EGB694K1S257	EFG Securitization The Second Issuance - Fourth Program Tranche C March 2030 Variable Return	EGP	07/03/2023	07/05/2023	31/05/2024	31/03/2030	Variable Rate Lending rate +0.70%paid monthly	28	29/04/2026	20.7	1.196688	69.44		314,600,832
275	EGB69611S1N8	Capital For Securitization The Fourth Issuance - Sixth Program Tranche C March 2030 V.R	EGP	27/03/2025	30/04/2025	30/04/2026	31/03/2030	Variable Rate Lending Rate + 0.55 % Paid Monthly	13	29/04/2026	20.55	1.688059	99.94		597,157,615
276	EGB695R1S184	A.T. Securitization The First Issuance - The First Program Tranche C April 2030 V.R	EGP	08/12/2025	08/01/2026	07/02/2028	07/04/2030	Variable Rate Lending Rate (corridor) + 0.50 % Paid Monthly	3	06/04/2026	20.5	1.741096	100		545,000,000
277	EGB69611S774	Capital For Securitization The First Issuance -The Sixth Program Tranche D May 2030 V.R	EGP	29/12/2023	22/02/2024	28/02/2025	31/05/2030	Variable Rate, Lending Rate + 1.15 % Paid Monthly	27	29/04/2026	21.15	1.539636	88.35		121,920,592
278	EGB697Q1S142	Aur Securitization The Third Issuance - First Program Tranche C June 2030 V.R	EGP	30/12/2025	08/02/2026	07/02/2028	07/06/2030	Variable Rate Lending Rate + 0.55 % Paid Monthly	3	06/04/2026	20.55	1.745342	100		240,700,000
279	EGB692R1S450	EL TAAMIR Securitization The Eighth Issuance Tranche C June 2030 V.R	EGP	23/12/2025	11/03/2026	31/01/2027	30/06/2030	Variable Rate Lending Rate (corridor) + 0.45 % Paid SemiAnnualy					1,000		8,034,000,000
280	EGB69561S706	EFG Hermes Securitization The Fifth Issuance Tranche C June 2030 V.R	EGP	19/11/2025	24/12/2025	31/12/2026	30/06/2030	Variable Rate Lending Rate + 0.60 % Paid Monthly	5	29/04/2026	20.6	1.260861	74.47		768,267,300
281	EGB694Z1S128	Beltone Securitization The First Issuance - Second Program Tranche D July 2030 V.R	EGP	18/08/2025	23/09/2025	30/08/2027	30/07/2030	Variable Rate Lending Rate (corridor) + 0.70 % Paid Monthly	8	29/04/2026	20.7	1.54157	87.68		178,000,000

#	ISIN	Bond Name	CR	Issue Date	Listing Date	Call Date	Maturity Date	Interest Rate	Last Coupon No.	Last Coupon Date	Last Coupon Rate %	Last Coupon Value	Issue Price	Last Trade Date	EGP Issue Size
282	EGB69561S482	EFG Hermes Securitization The First Issuance - The Ninth Program Tranche C July 2030 Fixed Return	EGP	17/07/2023	01/10/2023	30/09/2024	30/07/2030	Fixed Rate 20.15% paid Monthly	24	29/04/2026	20.15	1.656164	100		285,862,500
283	EGB69611S3E3	Capital For Securitization The Second Issuance - The Eleventh Program Tranche D August 2030 V.R	EGP	31/12/2025	04/02/2026	10/02/2027	10/08/2030	Variable Rate Lending Rate + 0.50 % Paid Monthly	3	09/04/2026	20.5	1.741096	100		1,094,100,000
284	EGB69761S264	Global Corp Securitization The First Issuance - Second Program Tranche D August 2030 V.R	EGP	28/08/2025	21/10/2025	25/09/2027	25/08/2030	Variable Rate Lending Rate + 0.65 % Paid Monthly	7	23/04/2026	20.65	1.604655	88.63		394,425,000
285	EGB69611S2G0	Capital For Securitization The Fifth Issuance - Sixth Program Tranche C August 2030 V.R	EGP	01/09/2025	08/10/2025	26/10/2026	26/08/2030	Variable Rate Lending Rate + 0.55 % Paid Monthly	7	23/04/2026	20.55	1.740024	99.6		643,637,860
286	EGB690R1S0M5	Sarwa Securitization The Forty-Sixth Issuance Tranche C September 2030 F.R	EGP	01/10/2025	03/11/2025	30/10/2026	30/09/2030	Fixed Rate 20.30 % Paid Monthly	7	29/04/2026	20.3	1.72411	100		221,000,000
287	EGB69611S3H6	Capital For Securitization The First Issuance - The Sixteenth Program Tranche C September 2030 F.R	EGP	31/12/2025	28/01/2026	31/01/2027	30/09/2030	Fixed Rate 20 % Paid Monthly	4	29/04/2026	20	1.643836	100		314,760,000
288	EGB69561S540	EFG Hermes Securitization The Second Issuance - Sixth Program Tranche C October 2030 V.R	EGP	31/10/2023	03/01/2024	30/04/2024	31/10/2030	Variable rate Lending Rate +1.45% Paid Semi-Annually	5	29/04/2026	23.45	11.500137	100		395,500,000
289	EGB69781S205	Tamweel Securitization The Third Issuance - First Program Tranche D December 2030 V.R	EGP	20/12/2023	10/01/2024	07/02/2026	07/12/2030	Variable Rate Lending Rate +1.15%, Paid Monthly	28	06/04/2026	21.15	1.796301	97.18		310,000,000
290	EGB69781S395	Tamweel Securitization The Second Issuance - Fourth Program Tranche D December 2030 V.R	EGP	10/12/2025	31/12/2025	07/01/2028	07/12/2030	Variable Rate Lending Rate + 0.65 % Paid Monthly	4	06/04/2026	20.65	1.753836	100		342,000,000
291	EGB69561S607	EFG Hermes Securitization The Second Issuance - Ninth Program Tranche C December 2030 V.R	EGP	21/12/2023	22/02/2024	31/01/2027	31/12/2030	Variable Rate Lending & Discount Rate + 1.45%, Paid Monthly	19	29/04/2026	21.45	1.763014	100		214,710,000
292	EGB69561S763	EFG Hermes Securitization The First Issuance - The Twelveth Program Tranche C December 2030 V.R	EGP	18/12/2025	18/02/2026	28/02/2027	31/12/2030	Variable Rate Lending Rate + 0.55 % Paid Monthly	3	29/04/2026	20.55	1.689041	100		341,700,000
293	EGB69781S296	Tamweel Securitization The First Issuance - Fourth Program Tranche H February 2031 V.R	EGP	02/12/2024	26/12/2024	03/12/2026	03/02/2031	Variable Rate Lending Rate + 1.15 % Paid Monthly	17	30/04/2026	21.15	1.738356	100		200,600,000
294	EGB692R1S229	EL TAAMIR Securitization The Seventh Issue Tranche H May 2031	EGP	30/09/2022	17/11/2022	30/10/2023	30/05/2031	Variable Rate Lending&Discount rate+0.95% paid Semi Annually	7	30/03/2026	23.95	119.421918	1,000	01/08/2023	5,680,000,000
295	EGB69611S0I0	Capital For Securitization The Second Issuance - Sixth Program Tranche D July 2031 V.R	EGP	11/10/2024	21/11/2024	30/11/2025	31/07/2031	Variable Rate Lending Rate + 0.8 % Paid Monthly	18	29/04/2026	20.8	1.563069	91.43		446,493,642
296	EGB69561S656	EFG Hermes Securitization The Fourth Issuance Tranche C September 2031 V.R	EGP	31/12/2024	17/03/2025	31/03/2025	30/09/2031	Variable Rate Lending Rate + 1.75 % Paid SemiAnnualy	3	30/03/2026	24.75	12.341096	100		282,500,000
297	EGB69611S0V3	Capital For Securitization The Third Issuance - Sixth Program Tranche D September 2031 V.R	EGP	27/12/2024	03/02/2025	31/01/2026	30/09/2031	Variable Rate Lending Rate + 0.8 % Paid Monthly	16	29/04/2026	20.8	1.627224	95.18		398,258,773

#	ISIN	Bond Name	CR	Issue Date	Listing Date	Call Date	Maturity Date	Interest Rate	Last Coupon No.	Last Coupon Date	Last Coupon Rate %	Last Coupon Value	Issue Price	Last Trade Date	EGP Issue Size
298	EGB69561S730	EFG Hermes Securitization The First Issuance - The Tenth Program Tranche C November 2031 F.R	EGP	10/11/2025	21/01/2026		30/11/2031	Fixed Rate 20 % Paid Monthly	1	30/03/2026	20	7.726027	100		160,105,000
299	EGB69611S106	Capital For Securitization The Fourth Issuance - Sixth Program Tranche D December 2031 V.R	EGP	27/03/2025	30/04/2025	30/04/2026	31/12/2031	Variable Rate Lending Rate + 0.8 % Paid Monthly	13	29/04/2026	20.8	1.709289	99.98		458,279,609
300	EGB694K1S158	EFG Securitization The First Issuance - Fourth Program Tranche H January 2032 Variable Return	EGP	20/06/2022	14/09/2022	20/07/2024	20/01/2032	Variable Rate lending rate+1.15% paid Monthly	37	19/04/2026	21.15	1.378542	76.27		61,021,852
301	EGB69781S403	Tamweel Securitization The Second Issuance - Fourth Program Tranche H June 2032 V.R	EGP	10/12/2025	31/12/2025	07/01/2028	07/06/2032	Variable Rate Lending Rate + 0.75 % Paid Monthly	4	06/04/2026	20.75	1.762329	100		257,000,000
302	EGB69611S2H8	Capital For Securitization The Fifth Issuance - Sixth Program Tranche D June 2032 V.R	EGP	01/09/2025	08/10/2025	26/10/2026	26/06/2032	Variable Rate Lending Rate + 0.80 % Paid Monthly	7	23/04/2026	20.8	1.74297	98.62		184,294,096
303	EGB69561S771	EFG Hermes Securitization The First Issuance - The Twelveth Program Tranche D June 2032 V.R	EGP	18/12/2025	18/02/2026	28/02/2027	30/06/2032	Variable Rate Lending Rate + 0.80 % Paid Monthly	3	29/04/2026	20.8	1.709589	100		159,460,000
304	EGB69781S114	Tamweel Securitization The Second Issue-First Program Tranche H September 2032	EGP	02/10/2022	03/11/2022	10/12/2023	10/09/2032	Variable Rate lending rate+1.5% paid Monthly	42	09/04/2026	21.5	1.826027	100		67,200,000
305	EGB69781S213	Tamweel Securitization The Third Issuance - First Program Tranche H December 2032 V.R	EGP	20/12/2023	10/01/2024	07/02/2026	07/12/2032	Variable Rate Lending Rate +1.50%, Paid Monthly	28	06/04/2026	21.5	1.826027	100		123,200,000
Total															147,301,054,661



Annex (9)

OTC Orders

#	ISIN Code	ISIN	Currency	Paid Capital %	No. of Transactions	Volume Traded	Value Traded in EGP	Min Price	Max Price
1	EGS21451C017	Delta Construction & Rebuilding	EGP	100	24	68,755	3,437,766.70	33.33	51.00
2	EGS30301C013	Souhag National Food Industries	EGP	100	171	389,954	3,955,984.51	10.00	12.20
3	EGS30AJ1C016	International Dry Ice Company-Difco 2	EGP	100	70	7,879	78,315.25	9.00	10.50
4	EGS32131C012	Nile Cotton Ginning	EGP	100	29	4,692	242,922.57	50.00	56.98
5	EGS38311C014	Paint & Chemicals Industries (Pachin)	EGP	100	20	744	53,125.19	70.01	72.00
6	EGS38461C017	Advanced Pharmaceutical Packaging Co. (APP)	EGP	100	117	207,055	258,718.10	1.22	1.30
7	EGS3A0A1C016	Modern Shorouk Printing & Packaging	EGP	100	60	393	44,256.16	109.00	117.90
8	EGS3C181C012	Suez Cement	EGP	100	622	698,193	9,795,896.70	12.85	15.15
9	EGS3C251C013	Ezz Steel	EGP	100	163	20,897	2,945,932.47	138.15	144.00
10	EGS3C311C015	Torah Cement	EGP	100	338	101,569	7,310,202.97	65.00	75.99
11	EGS3D041C017	EL Ezz Aldekhela Steel - Alexandria	EGP	100	11	81	101,250.00	1,250.00	1,250.00
12	EGS3E071C013	Acrow Misr	EGP	100	78	6,929	666,402.51	93.10	117.60
13	EGS3H051C012	Alexandria Cement	EGP	100	256	174,652	2,861,475.43	14.00	18.55
14	EGS3J041C011	Modern Company for water proofing (Bitumode)	EGP	100	43	1,753	46,203.97	25.00	30.50
15	EGS47021C018	United Arab Shipping	EGP	100	185	2,559,219	1,111,557.37	0.42	0.45
16	EGS48271C018	Egypt - South Africa for Communication	EGP	100	125	2,115,256	233,995.69	0.10	0.12
17	EGS60171C013	National Bank Of Kuwait-Egypt- NBK	EGP	100	54	13,754	402,418.82	25.41	31.00

#	ISIN Code	ISIN	Currency	Paid Capital %	No. of Transactions	Volume Traded	Value Traded in EGP	Min Price	Max Price
18	EGS69071C016	The Holding Company for Financial Investments (Lakah Group)	EGP	100	578	1,961,246	7,216,147.63	3.21	3.94
19	EGS70011C019	Egyptian International Tourism Projects	EGP	100	26	1,491	13,440.91	9.00	9.90
20	EGS74081C018	Global Telecom Holding	EGP	100	213	592,753	1,314,483.88	1.88	2.89
Total					3,183	8,927,265	42,090,496.83		

OTC Deals

#	ISIN Code	ISIN	Currency	Paid Capital %	No. of Transactions	Volume Traded	Value Traded in EGP
1	10398	صن لايت لادارة الفنادق	EGP	100	2	5,017	501,700.00
2	10442	معدى ترافل للسياحة	EGP	100	4	1,688	346,155.00
3	10766	مصر للادوية	EGP	25	14	840	210,000.00
4	11876	مصر الوسطى لانتاج التقاوى و التنمية الزراعية PURE SEED	EGP	100	1	328	3,280.00
5	12590	مركز الاسكندرية لطب الاطفال Alexandria pediatric Center	EGP	100	2	1,100	110,000.00
6	12654	التنمية للمشروعات السياحية	EGP	100	7	655	900,009.30
7	12751	الجولف للفنادق	EGP	100	1	5,140	5,140,000.00
8	13132	بالم ايلاند للتنمية السياحية والعقارية	EGP	100	1	550	55,000.00
9	13207	التيسير للحاصلات الزراعية	EGP	100	1	46,000	460,000.00
10	13634	كونرينت للاستثمار العقارى	EGP	100	1	2,418	1,789,320.00
11	14796	الحمى للمشروبات والمواد الغذائية - سبورتى كولا	EGP	25	4	1,250	31,250.00
12	14915	ميجا مصر للادوية mega misr pharmaceutical co	EGP	100	1	7,300	73,000.00
13	15836	كونتريد ايجيبىب للانشاءات والتجارة	EGP	100	4	833,334	8,333,340.00
14	16099	مرتفعات طابا للسياحة	EGP	100	1	1,000	100,000.00
15	1710	ارز الدلتا	EGP	100	7	20,000	40,000,000.00
16	17683	ميراج لادارة وصيانة ميراج سينى	EGP	25	3	2,530	31,625.00
17	18562	الرافدين للمطاحن والمعجنات	USD	100	1	7	38,109.68
18	18990	سيميبلكس للبرمجيات والحلول الصناعية SIMPLEX FOR SOFTWARE DEVE	EGP	100	2	342,304	3,423,040.00
19	19492	ميئينج بوينىب لادارة الفنادق MEETING POINT EGYPT HOTEL	EGP	100	3	29,700	297.00
20	19959	تاى هاوس للاستيراد و التصدير	EGP	100	1	200	200,000.00
21	20065	برايم تورز PRIME TOURS	EGP	100	3	21,600	2,160,000.00

#	ISIN Code	ISIN	Currency	Paid Capital %	No. of Transactions	Volume Traded	Value Traded in EGP
22	20806	الفريد لحلج وتجارة الاقطان	EGP	100	1	2,473,714	618,428.50
23	20944	GO TO MARKET دايمنكس للبرمجيات والنظم	EGP	100	6	31,267	312,670.00
24	21351	شرم لاند للسياحة	EGP	100	2	3,000	300,000.00
25	22894	المجموعه العربيه للاملاح الطبيعیه	EGP	100	1	1,000	100,000.00
26	23235	DEGISCAN FOR MEDICAL SERVICES ديجى سكان للخدمات الطبيه	EGP	100	5	2,505	250,500.00
27	23687	الاقتصادیه لتنمیة الخدمات السیاحیه-ایکو تورز	EGP	100	4	7,000	700,000.00
28	23854	ماستر فارما جروب للتجاره	EGP	100	6	250	250,000.00
29	25625	فيجو ترافيل	EGP	100	1	4,999	499,900.00
30	26257	اوتيليانا ترافيل	EGP	25	2	45,000	112,500.00
31	28324	اسينيل للتنمیه الزراعيه والثروة الحيوانيه	EGP	25	20	9,154	228,850.00
32	29075	الرواد للعلوم والتكنولوجيا	EGP	100	3	1,800	1,800,000.00
33	29751	NATIONAL الاسكندرية الوطنى التخصصى للعيون ALEXANDRIA SP	EGP	100	2	700	700,000.00
34	30399	ايتال للصناعات الكهربائيه والميكانيكية	EGP	100	7	31,533	3,153,300.00
35	31213	اسكاي بريدج للتنمية السياحية	EGP	100	3	49,128	4,912,800.00
36	32952	LOGISTICS GATE لوجيستكس جيت للخدمات اللوجيستية	EGP	100	1	125	50,000.00
37	33371	مصر سويسرا للتجارة	EGP	25	1	2	50.00
38	33555	النوريهان للسياحة	EGP	100	1	200	200,000.00
39	34030	اسكاي بريدج للتنمية السياحية	EGP	25	3	135,432	3,385,800.00
40	34036	SIXTY دقيقة للصحافة والدعاية والاعلان والنشر والتوزيع 60 MINU	EGP	100	1	100	100,000.00
41	34082	مكة كابيتال مصر للصناعة والتجارة	EGP	100	1	20,000	200,000.00
42	34139	الزهراء لتجارة وتوزيع الادوية والمستلزمات الطبية	EGP	100	1	75,000	750,000.00
43	34337	GLOBL جلوبال فيرننتشر كومبانى العالمية لصناعة الاثاث FURNITUR	EGP	100	2	25,000	2,500,000.00
44	34834	المتحدة المصرية لتملك وادارة المستشفيات والمنشآت الطبية	EGP	100	6	276	276,000.00
45	34862	بورسعيد الوطنية للامن الغذائي	EGP	100	3	2,346	37,442.16
46	34978	تكنو انرجى للصناعات الالكترونية والاضاءة الحديثة	EGP	25	7	100,000	250,000.00
47	35463	ROOFA SPAIN روفاسبانيا للتجارة	EGP	100	1	500	50,000.00
48	36071	الوطنية للخدمات السياحية-وطنية تورز	EGP	100	1	19,500	195,000.00
49	36147	SMITH TROY سميث تروى للصناعات الكيماوية-منطقة حرة FOR CHEMIC	USD	100	2	10	5,459.46
50	36293	ROOFA SPAIN روفاسبانيا للتجارة	EGP	25	1	2,000	50,000.00

#	ISIN Code	ISIN	Currency	Paid Capital %	No. of Transactions	Volume Traded	Value Traded in EGP
51	36785	بنها للخدمات الطبية - سما سكان - اسهم نقدية	EGP	25	2	214,400	536,000.00
52	3697	لوب فوياج للسياحة	EGP	100	4	16,005	1,600,500.00
53	37186	المصرية العالمية للتعمير والتنمية العمرانية	EGP	100	2	2,241	224,100.00
54	37224	اجروجيت لاستصلاح الاراضى والتنمية الزراعية	EGP	100	6	2,475	247,500.00
55	37711	رؤية لصناعة مواد التعبئة والتغليف - فيجن باك	EGP	100	8	21,000	2,100,000.00
56	37779	فهمي بروكشنز للانتاج وتطبيقات الحاسبات	EGP	100	1	4,490	44,900.00
57	37954	اتحاد الاطباء للخدمات الطبية	EGP	100	2	1,550	155,000.00
58	37955	اتحاد الاطباء للخدمات الطبية	EGP	25	1	228	5,700.00
59	38019	مستشفى الواحة	EGP	25	5	800	200,000.00
60	38046	SCOPE DEVELOPMENTS سكوب العقارية	EGP	25	1	1,340	16,750.00
61	38049	الماسة للاستشارات والتدريب والخدمات التعليمية	EGP	100	5	7,000	7,000,000.00
62	38050	الماسة للاستشارات والتدريب والخدمات التعليمية	EGP	25	5	28,000	7,000,000.00
63	38054	ستيل كوم للتجارة والتوريدات والاستيراد والتصدير	EGP	100	1	700	70,000.00
64	38124	ام تى اس الهندسية المتكاملة والتجارة والتوريدات	EGP	25	2	150	3,750.00
65	38463	هلثي للصناعات الدوائية والطبية	EGP	100	1	100	100,000.00
66	38511	FIN VEST فين فيست للاستشارات	EGP	100	1	2	20.00
67	38575	LIQUID GROUP ليكويد جروب ميديا للدعاية والاعلان	EGP	100	4	4,200	4,200,000.00
68	38576	سنابل للتنمية العقارية والسياحية	EGP	100	2	9,005	9,005,000.00
69	38598	NATIONAL ALEXANDRIA SP مركز الاسكندرية الوطنى التخصصى للعيون	EGP	25	1	53	13,250.00
70	38601	السلام لخدمات النقل	EGP	100	1	170	170,000.00
71	38602	نقدى-RMD ار ام دى للتجارة	EGP	100	1	6,000	600,000.00
72	38604	KML REAL ESTATE كى ام ال العقارية	EGP	100	1	227,000	2,270,000.00
73	38615	الحلول للمقاولات والاستثمار العقارى	EGP	100	6	200,000	2,000,000.00
74	38617	الحلول للمقاولات والاستثمار العقارى	EGP	25	6	4,800,000	12,000,000.00
75	38618	العقارات المتحدة القابضة للاستثمارات المالية	EGP	100	2	45,000	1,639,845.00
76	38619	المصرية الكويتية لنظم المعلومات الجغرافية والنظم الكهروميكان	EGP	75	2	100	7,500.00
77	38620	مصر للدوية	EGP	100	3	195	195,000.00
78	38621	قباة للاستثمار الزراعى	EGP	100	4	26	26,000.00
79	38622	التيسير للحاصلات الزراعية	EGP	64	1	414,000	2,644,632.00

#	ISIN Code	ISIN	Currency	Paid Capital %	No. of Transactions	Volume Traded	Value Traded in EGP
80	38646	فارولكس للملاحة والتجارة العامة	EGP	100	5	37,406	3,740,600.00
81	38647	ايميريو تكنولوجى ايجيبت للتجارة والتوزيع EMERIO TECHNOLOGY E	EGP	34	1	3,950	132,325.00
82	38648	اكو للاستشارات الهندسية وتنفيذ المشروعات والخدمات البترولية	EGP	100	3	20,000	200,000.00
83	38649	رؤيه لصناعه مواد التعبئة والتغليف-فيجن باك	EGP	25	4	3,554	88,850.00
84	38670	ميغا مصر للدويه MEGA MISR PHARMACEUTICAL	EGP	50	1	5,110	25,550.00
85	38672	استشارى الحلول المتكاملة CONSULTAN OF INTEGRATED SOLUTION	EGP	25	1	80	20,000.00
86	38673	كريتيف ترافيل انترناشيونال سى تى اى	EGP	100	6	1,900	9,500,000.00
87	38679	التنامى للاستثمار العقارى	EGP	100	6	4,625	46,250.00
88	38716	فنار اسكندرية للصناعات الغذائية	EGP	100	9	775	775,000.00
89	38717	KML REAL ESTATE كى ام ال العقارية	EGP	45	1	1,264,900	5,729,997.00
90	5279	كراون للسياسة	EGP	100	4	2,000	200,000.00
91	6092	Misr Nile Boats	EGP	100	3	35,150	3,515,000.00
92	6133	Great Pyramid Travel	EGP	100	9	8,084	808,400.00
93	6265	تعمير وادى النيل الزراعية لاستصلاح و تعمير و تنمية الاراضي	EGP	100	9	219	2,190.00
94	7886	الهندسية لصناعة الشكمانات	EGP	100	2	87,438	874,380.00
95	8228	اينشانت رويال تورز للسياحة	EGP	100	1	1,283	16,679.00
96	8578	الصقر لنقل الركاب الجماعى	EGP	100	3	68	68,000.00
97	9126	تيسير ميد	EGP	100	1	750	750,000.00
98	979	مشروعات التنميه	EGP	100	3	1,045	138,326.65
99	EGS01021C012	Egyptian Agricultural Seeds	EGP	100	8	1,116	11,160.00
100	EGS07331C019	Al ? Ahly Group For Modern Agriculture	EGP	100	7	13,775,000	1,377,500.00
101	EGS07701C013	جرين واى للاستثمار والتنمية الزراعية	EGP	100	1	25,050,000	2,505,000.00
102	EGS07BX1C016	وادى الخير للزراعات العضوية	EGP	56	4	4,100	2,306,250.00
103	EGS07CV1C017	ديباچ فالى للزراعة	EGP	25	2	200	500.00
104	EGS228X1C016	M F O CONTRACTING ام اف او للمقاولات	EGP	25	1	3,000	75,000.00
105	EGS23041C014	الوطنية المصرية للحفر والخدمات البترولية	EGP	100	2	5,600	46,480.00
106	EGS23251C019	الاهلى للاستثمارات العمرانية	EGP	100	1	5,100	188,700.00
107	EGS23621C013	فايف بلدرز للمقاولات	EGP	100	1	30,500	305,000.00
108	EGS236U1C019	افرو ايجيبت للمقاولات الهندسية والتصدير افرو ايجيبت AFRO	EGP	100	1	5,000	50,000.00

#	ISIN Code	ISIN	Currency	Paid Capital %	No. of Transactions	Volume Traded	Value Traded in EGP
			EGY				
109	EGS23CP1C015	تريانجل حلول البناء المبتكرة TRIANGLE INNOVATIVE SOLUTIONS	EGP	31	2	120,000	3,750,000.00
110	EGS23HN1C012	جلوبال اليكس للمقاولات والاستثمار العقاري GLOBAL ALEX FOR CON	EGP	25	1	2,000	500,000.00
111	EGS23J01C011	كفورى للهندسة والتعهدات مصر KFOURY ENGINEERING & CONTRACTING E	EGP	25	2	102,000	2,550,000.00
112	EGS23JQ1C017	تطوير مصر لتنمية المجتمعات العمرانية	EGP	100	3	775,286	775,286.00
113	EGS23L41C013	واى للاستثمار والتنمية العمرانية west way	EGP	25	1	1,250,000	3,125,000.00
114	EGS30321C011	Misr Aswan Fishing	EGP	100	1	602,441	1,391,638.71
115	EGS306P1C011	المتحدة للمشروبات والاعذية	EGP	100	2	705,620	7,056,200.00
116	EGS307X1C010	Nile Sugar	EGP	100	1	80,409,088	132,674,995.20
117	EGS30951C015	الصعيد لصناعة المواد الغذائية	EGP	100	8	477,048,398	443,177,961.74
118	EGS309K1C013	العربية للصناعات الغذائية والتبريد	EGP	100	1	9,750	975,000.00
119	EGS30G61C016	المشد للبن AL MASHED COFFEE	EGP	25	5	1,363	34,075.00
120	EGS30IN1C012	(المصرية التركية لصناعة الحلويات) (الفان	EGP	100	3	860,834	86,083,400.00
121	EGS30JT1C015	مجموعة بريدج العالمية للصناعات الغذائية	EGP	25	1	38,000	950,000.00
122	EGS37021C010	May National Publishing House	EGP	100	1	5,000	150,000.00
123	EGS372C1C015	مارجن للطباعة MARGIN PRINT HOUSE	EGP	100	1	900	90,000.00
124	EGS38261C011	(العالمية للكيمياويات والمنظفات الصناعية) (كيميك	EGP	100	4	2,369	23,690.00
125	EGS38AQ1C019	ليبيتس للدوية و المستحضرات الطبية LIPITS FOR PHARMACEUTICALS	EGP	100	1	217,423	21,742,300.00
126	EGS3A0Y1C018	الامل الشريف للبلاستيك	EGP	100	10	3,400	523,020.00
127	EGS3A732C014	ديتس لتصنيع الكاوتش-منطقة حرة DITS	USD	100	1	14,000	7,399,406.00
128	EGS3C2W1C014	سيراميك فينيسيا	EGP	100	5	99,312	993,120.00
129	EGS3C302C022	اسمنت اسيوط	USD	100	1	4,779,778	39,015,653.94
130	EGS3C5Y1C019	المتحدة للعبوات الزجاجية	EGP	100	10	396,799	11,903,970.00
131	EGS3C7E1C011	ديفيلوب للرخام والجرانيت	EGP	100	2	1,020	102,000.00
132	EGS3D2Q1C010	المصرية للمصنعات والتركيبات المعدنية	EGP	100	4	305,266	3,052,660.00
133	EGS3D2U1C014	المصرية للحديد الاسفنجى والصلب	EGP	100	4	61,965,332	619,653,320.00
134	EGS3D2Z1C019	المصانع الدولية لدرفلة الصلب	EGP	100	4	439,549	43,954,900.00
135	EGS3D5F1C028	حديد مصر لتشكيل وتشغيل المعادن	EGP	25	1	22,000	550,000.00
136	EGS3E4T1C013	تكنو ماستر للصناعات المعدنية-تكنوميثال	EGP	100	1	12,000	4,000,200.00

#	ISIN Code	ISIN	Currency	Paid Capital %	No. of Transactions	Volume Traded	Value Traded in EGP
137	EGS3E791C016	التقنيات الشاملة للصناعة	EGP	100	1	1,000	100,000.00
138	EGS3G071C011	ALASKA	EGP	100	3	6,977,596	69,775,960.00
139	EGS3G9Y1C016	ميجا بلج لمحطات شحن السيارات MEGE PLUG	EGP	25	3	70,000	1,750,000.00
140	EGS3H221C011	فالكون موتورز للتصنيع والاستيراد والتجميع والتصدير	EGP	100	1	103,750	1,037,500.00
141	EGS3I2K1C015	سيف للمستحضرات الدوائية - سيف فارما	EGP	100	1	2,560	4,490,214.40
142	EGS3I2V2C010	لايف كير سيرجيكال	USD	100	2	80,000	4,377,440.00
143	EGS3J9O1C012	المصرية الامريكية لدرفلة الصلب	EGP	100	4	3,584,887	358,488,700.00
144	EGS3JJU1C018	المصرية السعودية لتصنيع الاسمدة	EGP	100	2	2,000	200,000.00
145	EGS3JL61C019	هوك للاستثمار والتنمية والتطوير HAWK FOR INVESTMENT AND DEVE	EGP	100	4	5,740,000	1,148,000.00
146	EGS3JMI1C019	ار2N تون لتصنيع الخرسانة الجاهزة	EGP	100	3	2,672	2,672,000.00
147	EGS3JPR1C015	البحر الاحمر الهندسية لتصنيع الموازين	EGP	100	5	9,000	900,000.00
148	EGS3JPY1C016	ايليت للكابلات	EGP	25	1	10,000	250,000.00
149	EGS3JRK1C010	ناترون لصناعات تكرير وتعددين الملح ومشتقاته	EGP	100	1	40,000	4,000,000.00
150	EGS3JTW1C014	OCEAN LINE اوشن لاين ايه ام اتش زد للخدمات اللوجيستية AMHZ L	EGP	25	4	1,900	475,000.00
151	EGS3JW61C016	هوك فور للاسمدة والكيماويات والحاصلات الزراعية	EGP	100	6	5,150,000	1,030,000.00
152	EGS416B1C014	المصرية للنقل والسياحة - ايزى	EGP	100	1	11,000	1,100,000.00
153	EGS42001C015	Americana Egypt Cooling Stores	EGP	100	1	570,000	5,700,000.00
154	EGS443A1C012	MARSA مرسى للخدمات الملاحية	EGP	100	1	4,640	1,160,000.00
155	EGS450N1C017	تراى ستار اير	EGP	100	2	10,000	1,000,000.00
156	EGS473A1C015	ROAD LOGISTICS رود لوجيستيكس للنقل البرى ار ال سى COMPANY R	EGP	100	4	1,250	125,000.00
157	EGS492L1C019	اتحاد قرية فارس سولار للتنمية ومشروعات الطاقة المتجددة	EGP	25	6	8,500	21,296.04
158	EGS497L1C014	INTRO UTILITIES انترويوتيليتيز لانتاج الطاقة	EGP	100	1	39,174	3,917,400.00
159	EGS499Y1C017	جرينوفا للحلول البيئية وادارة المخلفات	EGP	25	2	200	50,000.00
160	EGS50131C019	الاسواق المصرية	EGP	100	4	2,222	2,666.40
161	EGS506X1C019	تراينجل للتجارة والهندسة	EGP	100	1	50	5,000.00
162	EGS507R1C016	العربية لمهمات المكاتب	EGP	100	4	288,500	894,350.00
163	EGS509F1C018	MOTIVATION موتفيشن للتجارة	EGP	25	1	8,099	2,024.75
164	EGS511W1C013	intercoatiog انتركوتينج لتصنيع الدهانات	EGP	100	3	19,480	1,948,000.00
165	EGS51F21C018	ALLAMNA INTEGRATED علامنا للحلول المتكاملة	EGP	100	1	50	5,000.00

#	ISIN Code	ISIN	Currency	Paid Capital %	No. of Transactions	Volume Traded	Value Traded in EGP
SOLUTIONS							
166	EGS51IE1C017	كنوز للتنمية العمرانية	EGP	100	1	800,000	8,000,000.00
167	EGS51J21C010	ايجيترك للتجارة والخدمات	EGP	100	3	17	17,000.00
168	EGS51LC1C014	360 360 ميديا للدعاية والاعلان وادvertising MEDIA FOR ADVERTISEMENT	EGP	100	1	5,000	500,000.00
169	EGS523D1C012	القادسية للاسمدة والكيماويات	EGP	100	1	5	500.00
170	EGS54421C010	تجارة للمشروعات التجارية TIJARAH FOR COMMERCIAL PROJECTS TIJ	EGP	25	9	800	200,000.00
171	EGS54431C019	نيوترا تيك لصناعة الاغذية الدوائية NUTRA TECH FOR NUTRACEUTIC	EGP	100	4	1,816,400	18,164,000.00
172	EGS562N1C012	الدولية المصرية لتجارة وتصنيع الاقمشة والملابس وصباغة الخيوط	EGP	100	1	200	20,000.00
173	EGS563F1C011	زيلان لتجارة الملابس ZILAN	EGP	85	2	2,000	170,000.00
174	EGS58191C015	بلو سكاى للفنادق العائمة والمطاعم	EGP	100	19	13,312	1,331,200.00
175	EGS585A1C010	بيدا لادارة وتشغيل المطاعم BIDA FOR MANAGE AND OPERATE RESTAU	EGP	100	2	3,400	340,000.00
176	EGS59DG1C012	ميمو للتخطيط الصناعى	EGP	100	1	102	102,000.00
177	EGS59GZ1P026	اسهم ممتازة A N D S TRADING ايه ان دى اس للتجارة	EGP	25	1	15,000	375,000.00
178	EGS59MX1C010	ام اف ام لتسويق المنتجات MFM	EGP	25	2	875	87,500.00
179	EGS59UV1C012	بكرة ذهب BOKRA DAHAB	EGP	100	1	5,600,000	5,600,000.00
180	EGS5A891C016	ديران للشحن والتجارة DERAN SHIPPING AND TRADING	EGP	25	2	45,000	1,125,000.00
181	EGS640X1C016	بروكنيت لوساطة التأمين BROKNET INSURANCE BROKERS	EGP	100	2	1,000	100,000.00
182	EGS640Y1C015	بروكنيت لوساطة اعادة التأمين BROKNET RE INSURANCE BROKERS CRB	EGP	100	2	1,000	100,000.00
183	EGS65J31C027	قوافل للتنمية والاستثمار العقارى	EGP	25	1	20,000	500,000.00
184	EGS65KC1C019	دوبليكس للانشاءات والتنمية	EGP	100	4	21,000	210,000.00
185	EGS65L31C015	الرياض للتجارة والتنمية العقارية -كاسيل	EGP	100	1	208,334	2,083,340.00
186	EGS65OW1C011	وادى الاعلامين للاستثمار العقارى	EGP	100	234	3,412	17,060.00
187	EGS65PY1C018	ETC الصفتى للاستثمار والاعمال الهندسية	EGP	25	4	600	150,000.00
188	EGS65RR1C015	واى سوليوشنز للتسويق العقارى	EGP	100	5	20,000	200,000.00
189	EGS65S11C012	جود ديزاين للبناء والتعمير GOOD DESIGN FOR CONSTRUCTION AND D	EGP	25	1	181	4,525.00
190	EGS66431C015	بيلدرز للبنية التحتية BUILDERS FOR INFRA STRUCTURE	EGP	100	5	19,375	193,750.00
191	EGS665V1C018	بروق للتطوير العقارى brouq developments	EGP	100	1	2,500	250,000.00
192	EGS665V1C026	بروق للتطوير العقارى BROUQ DEVELOPMENTS	EGP	25	1	115,500	2,887,500.00
193	EGS66AC1C010	بيسكاى سوما باى للاستثمار العقارى BISCAY SOMA BAY	EGP	25	6	40	10,000.00

#	ISIN Code	ISIN	Currency	Paid Capital %	No. of Transactions	Volume Traded	Value Traded in EGP
194	EGS66AC1C028	بيسكاي سوما باي للاستثمار العقارى BISCAY SOMA BAY	EGP	25	6	15	3,750.00
195	EGS66DE1C015	ادكوم العقارية ADCOM REAL ESTATE	EGP	100	1	45,000	4,500,000.00
196	EGS676U1C016	وادي دجلة ايجيبرو القابضة للاستثمارات المالية	EGP	100	3	1,330	1,330,000.00
197	EGS67B51C010	جرانيت القابضة للاستثمارات المالية	EGP	100	1	95,000	95,000.00
198	EGS683V2C014	البافارية لادارة المشروعات	USD	100	2	22	22,885.68
199	EGS696C1C014	المالية هولمارك القابضة للاستثمارات المالية HALLMARK HOLDING FOR FIN	EGP	50	5	6,375,000	3,187,500.00
200	EGS699K1C011	نيوبرنت لتكوين وادارة محافظ الاوراق المالية وصناديق الاستثمار	EGP	100	3	300,000	3,000,000.00
201	EGS70141C014	Mena Tours	EGP	100	7	262,656	13,132,800.00
202	EGS70262C018	El Shams Hotels & Tourism	USD	100	1	15,000	8,207,700.00
203	EGS70L51C013	بلوسكاي لفنادق بحيرة السد	EGP	100	15	17,342	17,342,000.00
204	EGS70Q61C011	سكاي لايت للتنمية السياحية	EGP	100	3	89,000	89,000.00
205	EGS70SM1C012	هورايزون للبالون beyond horizon balloon	EGP	100	1	1,200	1,200,000.00
206	EGS70T11C010	شارميس ترافيل ايجيبت	EGP	100	2	13,000	1,300,000.00
207	EGS729G1C011	السويس لمشتقات الميثانول	EGP	100	43	2,359,039	4,838,098.00
208	EGS72AI1C016	مستشفى درة العاشر التخصصى	EGP	100	3	278	27,800.00
209	EGS72FL1C016	منصة مصر للتعليم EGYPT EDUCATION PLATFORM	EGP	100	2	2	20.00
210	EGS72IV1C011	مجموعة العمار الاستشارية	EGP	100	2	3,844	384,400.00
211	EGS72JZ1C016	ديفا ايليت الطبى لجراحة التجميل والليزر	EGP	100	2	300	300,000.00
212	EGS72KR1C013	اون لاين ميديا للتسويق	EGP	100	3	50	5,000.00
213	EGS72QL1C013	فاريانس العالميه للتدريب والتطوير VARIANCE INTERNATIONAL FOR	EGP	100	7	244,800	244,800.00
214	EGS72TJ1C014	المستقبل للتعليم والخدمات التعليمية	EGP	100	1	15	15,000.00
215	EGS72V81C015	مستشفى الفيوم الدولى للخدمات الطبيه	EGP	100	8	5,012	501,200.00
216	EGS72WW1C012	(الاتحاد العربى للخدمات التعليمية والسياحية والتصدير)ايسات	EGP	100	1	504	504,000.00
217	EGS72X21C017	السلام لتكنولوجيا التعليم- اسهم عادية	EGP	100	2	4,260	2,556,000.00
218	EGS730J1C015	بيفرلى هيلز لادارة المدن والمنتجعات	EGP	100	35	22,816	228,160.00
219	EGS736F1C013	خدمات الاسمنت	EGP	100	1	10	1,000.00
220	EGS73N41C014	مشرق لتنمية الاعمال	EGP	100	1	100	100,000.00
221	EGS740I1C014	بيب اراب كنترول سيستمز PEP ARAB CONTROL SYSTEMS	EGP	100	13	62,603	62,603.00
222	EGS749G1C017	ماتريكس للتكنولوجيا المتطورة والحلول المتكاملة	EGP	100	1	1,000	100,000.00

#	ISIN Code	ISIN	Currency	Paid Capital %	No. of Transactions	Volume Traded	Value Traded in EGP
223	EGS74FM1C013	العربية للحاسبات	EGP	100	4	34,000	3,400,000.00
224	EGS74IO1C018	جاما للانظمة الامنية والمقاولات	EGP	100	1	3,950	395,000.00
225	EGS74JF1C018	الذكية EMIRATES SMART SOLUTION	EGP	25	1	4,800	1,200,000.00
226	EGS74TP1C014	مباشر للاستثمار التكنولوجى والحلول المتكاملة	EGP	25	8	5,000	12,500.00
227	EGS74U61C015	التزام مصر للتطوير والتكنولوجيا eltizam egypt for innovation	EGP	25	1	1	2.50
228	EGS74UV1C013	اى E SYSTEMATIC سيستماتك للتكنولوجيا وادارة المشروعات	EGP	100	2	4,000	4,400,000.00
229	EGS74Y71C016	كايش لتحليل وتوصيف البيانات CAYESH FOR DATA ANALYSIS AND DES	EGP	25	2	2	2.50
230	EGS77041C019	فنتس لاند للرياضة FITNESS LAND FOR SPORTS	EGP	100	3	490	147,000.00
231	EGS774C1C019	لايف للرياضة	EGP	100	1	2,150	215,000.00
232	EGS77HW1C016	كوبلستون للياقة البدنية COBBLESTONE FITNESS CENTER	EGP	100	5	979	97,900.00
233	EGS7A3S1C014	بلو سكاى للفنادق العائمة	EGP	100	19	10,645	10,645,000.00
234	EGS7A3U1C010	ايكولوجى لتطوير المنتجعات البيئية ECOLOGD DEVELOPMENT	EGP	100	4	1,250	12,500.00
235	EGS7A631C014	نور النيل للسياحة	EGP	100	2	600	600,000.00
236	EGS7B2Q1C015	اكاديمية الفتح العالمية للتدريب والتطوير والتعليم	EGP	25	2	150	18,750.00
237	EGS7C2Z1C012	الحياة المنصورة للخدمات الطبية	EGP	100	1	27	27,000.00
238	EGS7CGF1C013	اسد الحق للامن والحراسة ونقل الاموال	EGP	100	1	125	12,500.00
239	EGS7DF81C013	استشارات البيئة وتغير المناخ والاستدامة -ENVIRONMENT CL اسيسكو	EGP	25	2	5,700	142,500.00
240	EGS7DHF1C018	التزام مصر لخدمات المرافق ELTIZAM EGYPT FOR FACILITIES MANAG	EGP	25	1	1	22.50
241	EGS7DHS1C016	التزام مصر لادارة الممتلكات ELTIZAM EGYPT FOR PROPERTY MANAG	EGP	25	1	1	2.50
242	EGS7DHF1C011	مصر مطروح للتنمية والاستثمار الصناعى	EGP	100	7	2,500	250,000.00
243	EGS7DIA1C015	التيسير للخدمات الادارية والفنية	EGP	100	1	700	70,000.00
244	EGS7DUB1C018	فلود للحراسة FLOOD SECURITY	EGP	25	1	12,000	300,000.00
245	EGS7DXC1C014	جريد للتقنيه والحلول GRID	EGP	25	1	10	625.00
246	EGS7DY91C013	كوربوريشن لادارة الاصول العقارية CORPORATION REAL ESTATE ASSE	EGP	49	5	10,225,000	501,025.00
247	EGS7FER1C018	المعادى بيلاتس للانشطة الرياضية MAADI PILATES FOR SPORTS ACT	EGP	100	3	433	433,000.00
248	EGS7FFG1C010	اعمار لادارة النوادى الرياضية	EGP	25	4	1,650	41,250.00
249	EGS7G7D1C014	ولف كلاوز لحراسة المنشآت WOLF CLAWS SECURITY SERVICECS	EGP	25	1	420,000	420,000.00
Total					1,070	733,026,558	2,205,649,430.60