



EGX Monthly Report

01/05/2026-31/05/2026

 **The Egyptian Exchange**
البورصة المصرية

www.egx.com.eg



Table of Contents

Market Indices	1
Market Capitalization	2
Trading Aggregates	3
Investors' Trading Activity	4
Corporate Actions	7
Annex (1)	9
Annex (2)	10
Annex (3)	11
Annex (4)	12
Annex (5)	13
Annex (6)	14
Annex (7)	15
Annex (8)	16
Annex (9)	17



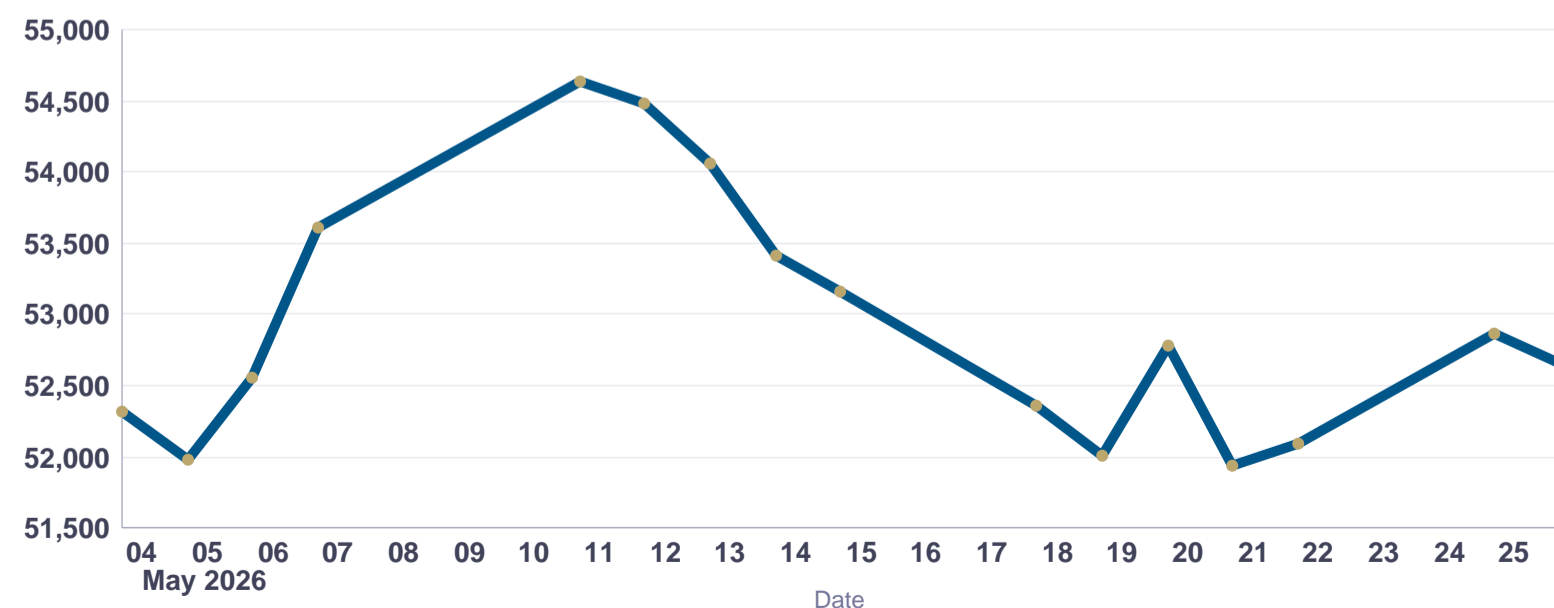
1. Market Indices

EGX 30 index closed at 52,658.75 points, recording an increase of 1.73%. EGX70 EWI index posted 4.44% gain concluding the period at 14,651.6 points, while EGX100 EWI index rose by 4.52% and concluded the period at 20,477.33 points.

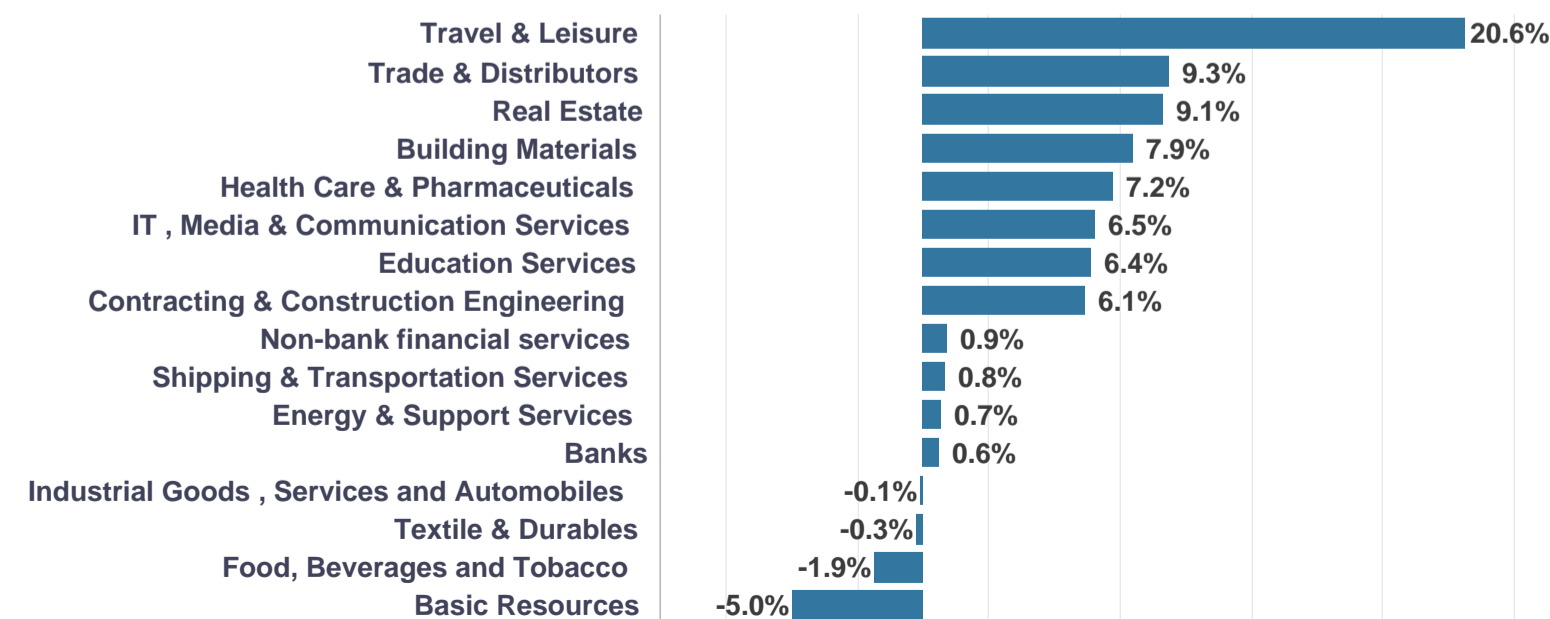
EGX 33 Shariah Index rose by 6.27% and concluded the period at 5,887.49 points . EGX 30 Capped rose by 2.56% and concluded at 64,918.63 points.

Index	Open	High	Low	Close	Change
EGX30 (EGP)	51,760.97	54,978.92	51,367.47	52,658.75	1.73% ▲
EGX70 EWI	14,028.98	15,158.43	14,028.98	14,651.60	4.44% ▲
EGX100 EWI	19,591.72	21,066.91	19,591.72	20,477.33	4.52% ▲
EGX 33 Shariah Index	5,540.01	5,935.47	5,533.53	5,887.49	6.27% ▲
EGX35-LV Index	5,758.92	6,056.38	5,755.46	5,883.13	2.16% ▲
EGX30 Capped	63,298.55	67,177.59	62,810.57	64,918.63	2.56% ▲
TAMAYUZ	25,561.10	25,694.83	24,112.22	24,599.81	-3.76% ▼
EGX T Bonds	2,433.20			2,484.02	2.09% ▲

EGX 30 Index



Performance of sectoral indices





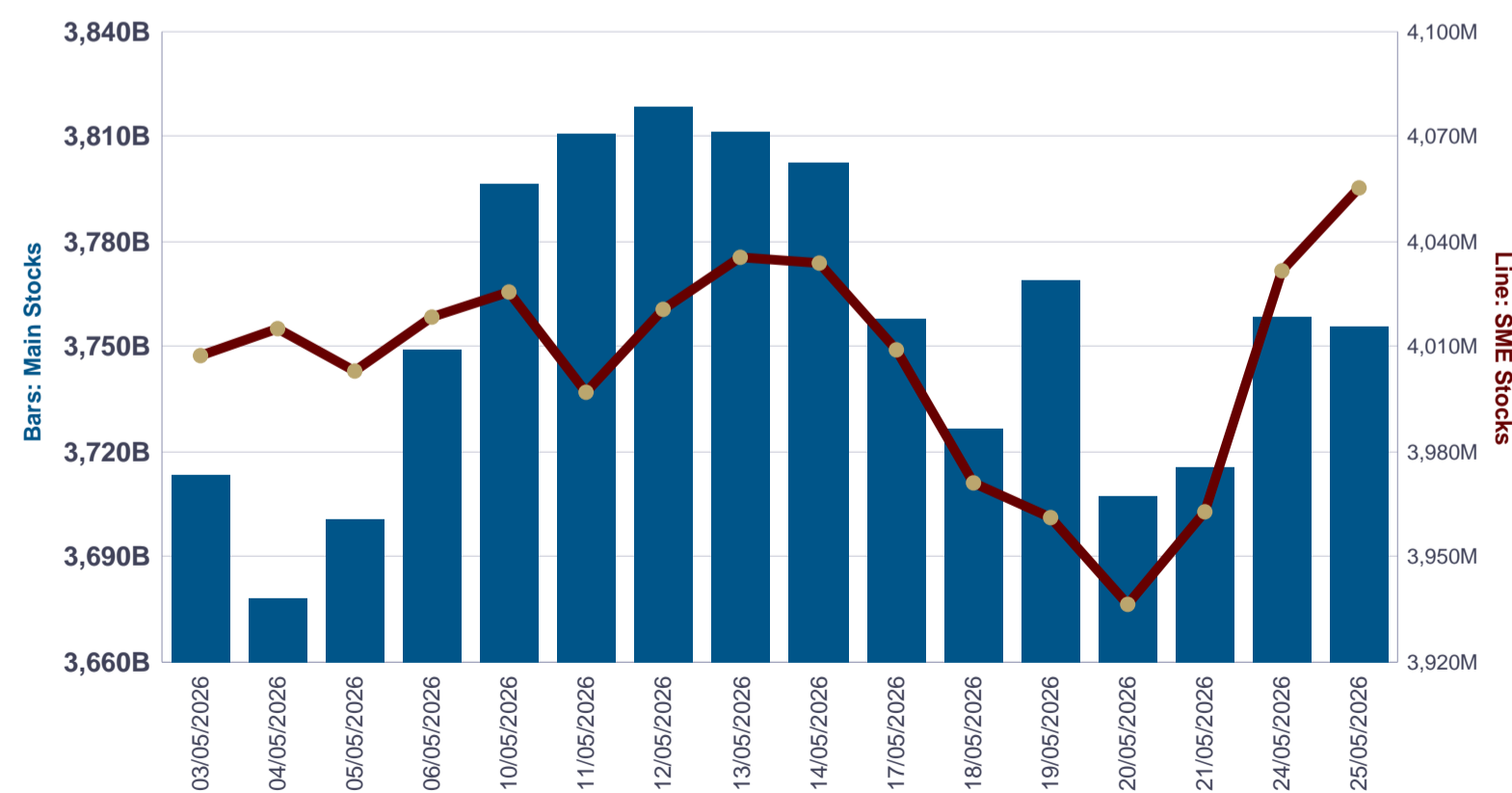
2. Market Capitalization

Total market capitalization reached EGP 3,759.4 billion at end of period, representing an increase of 2.48% over the period, as presented in the below table.

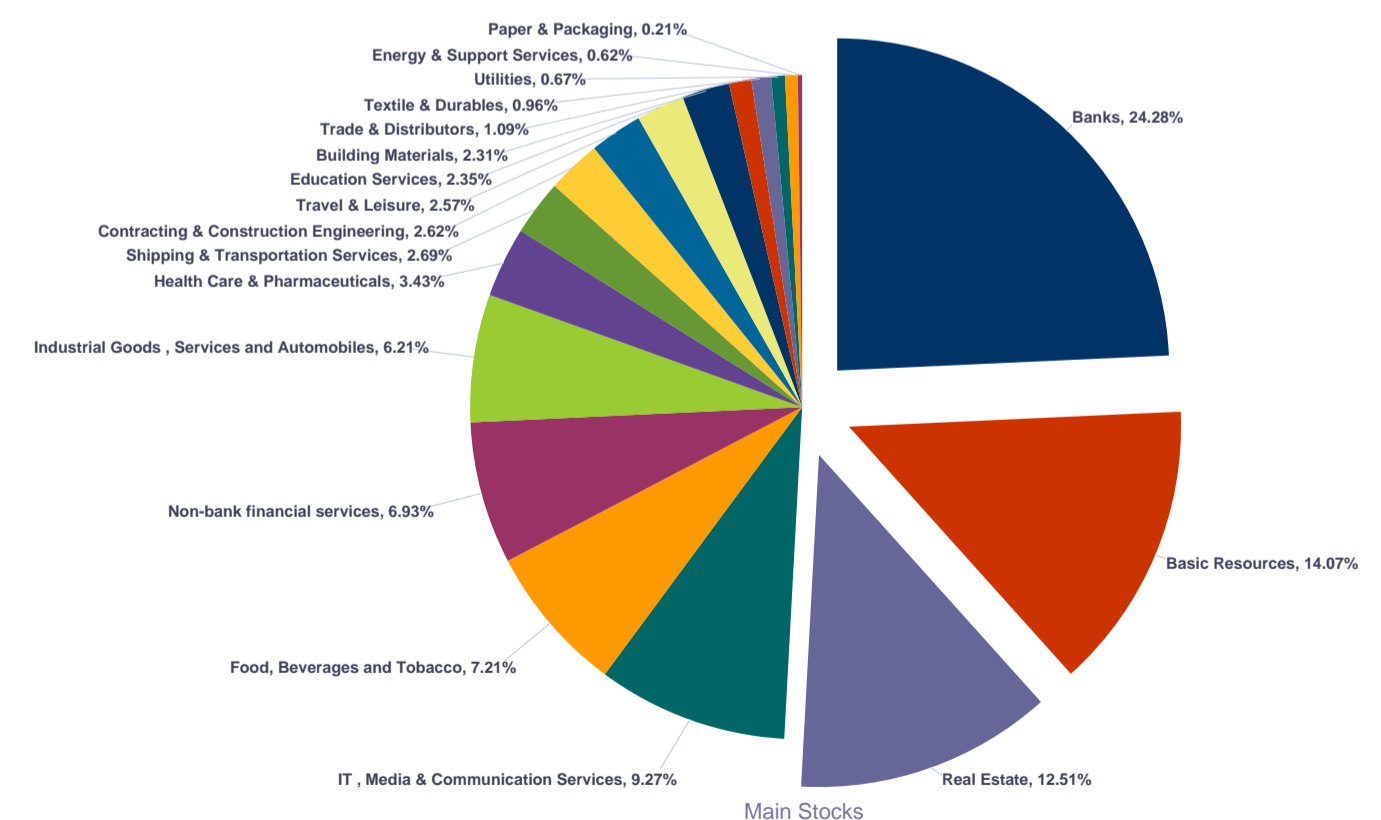
Market Capitalization in EGP Billion	Close	Open	% Change
Listed Stocks	3,759.4	3,668.3	2.5% ▲
- EGX 30 Stocks	2,022.3	1,954.6	3.5% ▲
- EGX 70 EWI Stocks	898.4	900.7	-0.3% ▼
- EGX 100 EWI Stocks	2,920.7	2,855.2	2.3% ▲
SME Stocks	4.1	4.0	0.9% ▲

Paid Capitalization in EGP Billion	Close	Open	% Change
Listed Stocks	561.5	559.7	0.3% ▲
- EGX 30 Stocks	186.1	183.2	1.6% ▲
- EGX 70 EWI Stocks	99.3	99.4	-0.0% ▼
- EGX 100 EWI Stocks	285.4	282.6	1.0% ▲
SME Stocks	0.9	0.9	0.0%

Market Capitalization in EGP



Market Capitalization by sector



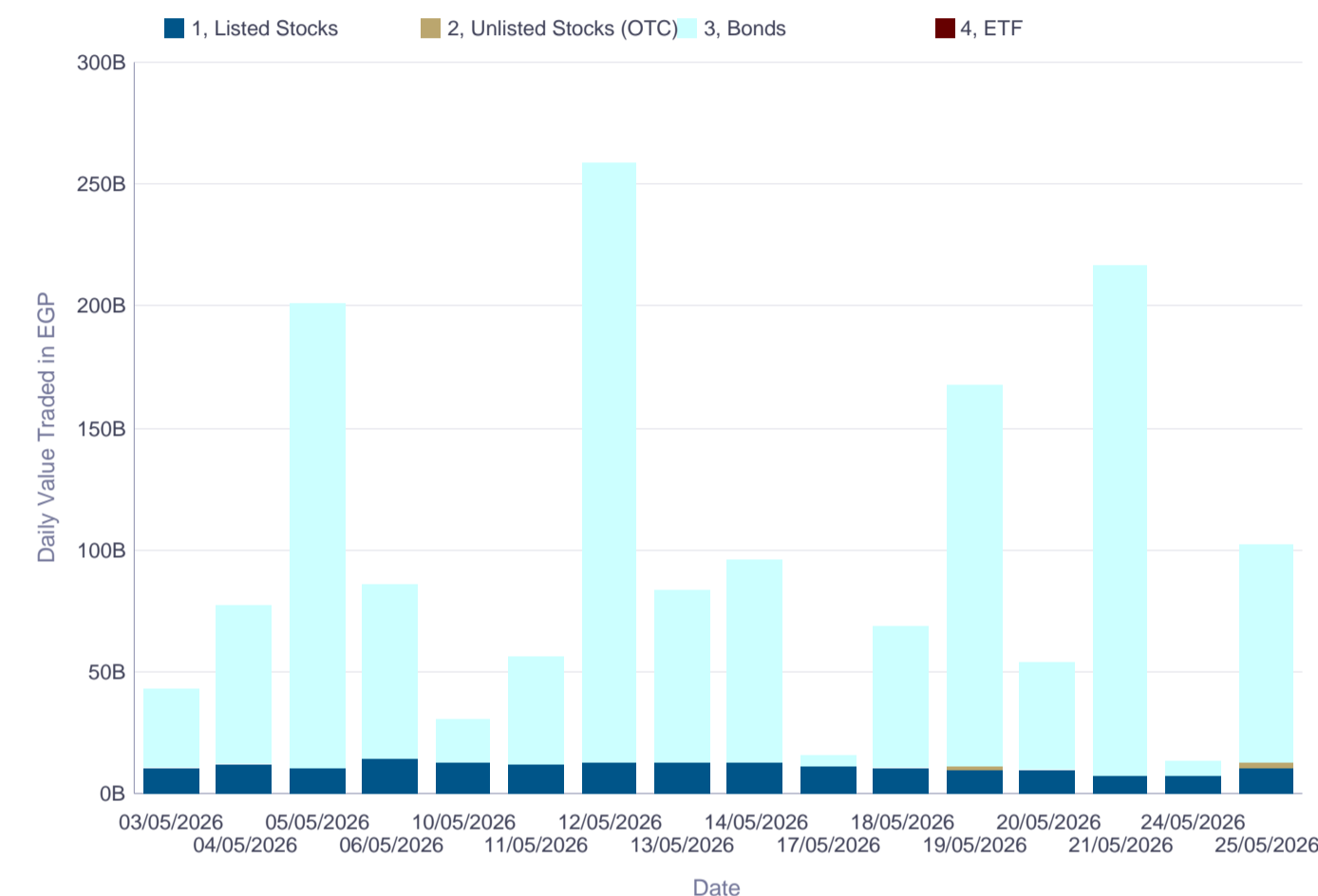


3. Trading Aggregates

The total value traded recorded EGP 1,701.5 billion, while the total volume traded reached 38,408 million securities executed over 3,704 thousand transactions this month.

For the last month, the total value traded recorded EGP 2,439.1 billion, while the total volume traded reached 54,720 million securities executed over 4,014 thousand transactions.

Stocks trading accounted for 11.03% of the total value traded of the main market, while the remaining 88.97% were captured by bonds - bills over the month.



Markets	2026-MAY			2026-APR		
	EGP Value	Trading Volume	# of Trades	EGP Value	Trading Volume	# of Trades
Listed Stocks incl. SME	172,670,011,786	37,160,037,499	3,685,507	185,797,633,996	53,772,976,909	3,991,471
Unlisted Stocks (OTC)	6,192,243,259	1,083,439,942	4,352	2,247,739,927	741,953,823	4,253
Bonds \ Bills	1,387,552,320,366	157,829,846	7,638	2,009,960,310,156	188,086,113	11,215
ETF	58,123,561	949,695	6,246	74,092,065	1,291,496	7,339
SME	679,430,222	381,737,965	58,448	1,134,890,170	644,306,540	81,474
Total	1,566,472,698,972	38,402,256,982	3,703,743	2,198,079,776,145	54,704,308,341	4,014,278

4. Investors' Trading Activity

Egyptians represented 87.5% of the value traded in listed stocks after excluding deals during the period. Foreigners accounted for 7.7%, while Arabs captured 4.8%. Foreigners were net sellers, with a net of EGP 2,744.8 million, and Arabs were net sellers, with a net of EGP 2,500.5 million, after excluding deals in listed stocks.

Since the beginning of the year Egyptians represented 85.9% of the value traded in listed stocks after excluding deals, Foreigners accounted for 9.1%, while Arabs captured 5.0%. Foreigners were net sellers by EGP 7,000.6 million, and Arabs were net sellers by EGP 8,623.2 million, after excluding deals in listed stocks during this year since started.

- Institutional Trades in Listed Stocks Including Deals

Institutions	Egyptians			Arabs			Foreigners		
	Buy	Sell	Net Buy	Buy	Sell	Net Buy	Buy	Sell	Net Buy
Banks	652.6	815.7	(163.1)	56.7	179.5	(122.8)	763.7	746.6	17.1
Companies	18,396.1	16,555.5	1,840.6	1,317.3	3,048.3	(1,731.0)	6,653.0	7,981.2	(1,328.2)
Funds	4,597.5	3,893.0	704.5	39.6	643.9	(604.4)	4,215.4	4,622.0	(406.5)
N/A	431.5	6.3	425.2					992.1	(992.1)
Others	1,091.5	1,586.1	(494.6)	4.0	236.9	(232.9)		60.3	(60.3)
Portfolio	2,979.9	2,319.7	660.2						
Total	28,149.0	25,176.2	2,972.7	1,417.6	4,108.7	(2,691.1)	11,632.1	14,402.1	(2,770.0)

Listed Stocks Excluding Deals

Nationalities	Institutions				Retail			
	Buy	Sell	Buy + Sell	Net Buy	Buy	Sell	Buy + Sell	Net Buy
Egyptians	27,837.9	25,083.1	52,921.0	2,754.8	125,576.5	123,085.9	248,662.4	2,490.5
Arabs	1,417.6	3,770.2	5,187.8	(2,352.6)	5,535.6	5,683.5	11,219.1	(147.9)
Foreigners	11,632.1	14,402.1	26,034.2	(2,770.0)	238.7	213.6	452.3	25.1
Total	40,887.7	43,255.4	84,143.1	(2,367.8)	131,350.7	128,983.0	260,333.7	2,367.8

Trading by Categories of Investors in EGP Million

Listed Stocks including Deals

Nationalities	Institutions				Retail			
	Buy	Sell	Buy + Sell	Net Buy	Buy	Sell	Buy + Sell	Net Buy
Egyptians	28,149.0	25,176.2	53,325.2	2,972.7	125,697.0	123,085.9	248,783.0	2,611.1
Arabs	1,417.6	4,108.7	5,526.3	(2,691.1)	5,535.6	5,683.5	11,219.1	(147.9)
Foreigners	11,632.1	14,402.1	26,034.2	(2,770.0)	238.7	213.6	452.3	25.1
Total	41,198.7	43,687.0	84,885.7	(2,488.3)	131,471.3	128,983.0	260,454.3	2,488.3

Bonds \ Bills

Nationalities	Institutions				Retail			
	Buy	Sell	Buy + Sell	Net Buy	Buy	Sell	Buy + Sell	Net Buy
Egyptians	1,053,790.3	1,090,336.5	2,144,126.8	(36,546.2)	4,823.8	563.7	5,387.5	4,260.1
Arabs	60,245.0	86,019.8	146,264.9	(25,774.8)	346.7	28.8	375.5	317.9
Foreigners	268,303.1	210,603.4	478,906.6	57,699.7	43.3		43.3	43.3
Total	1,382,338.5	1,386,959.8	2,769,298.3	(4,621.3)	5,213.9	592.5	5,806.4	4,621.3

OTC

Nationalities	Institutions				Retail			
	Buy	Sell	Buy + Sell	Net Buy	Buy	Sell	Buy + Sell	Net Buy
Egyptians	4,490.0	1,987.7	6,477.7	2,502.4	662.7	3,069.6	3,732.4	(2,406.9)
Arabs	63.6	689.6	753.2	(626.0)	55.9	63.7	119.5	(7.8)
Foreigners	916.2	381.0	1,297.2	535.2	3.8	0.6	4.5	3.2
Total	5,469.8	3,058.3	8,528.1	2,411.6	722.4	3,134.0	3,856.4	(2,411.6)

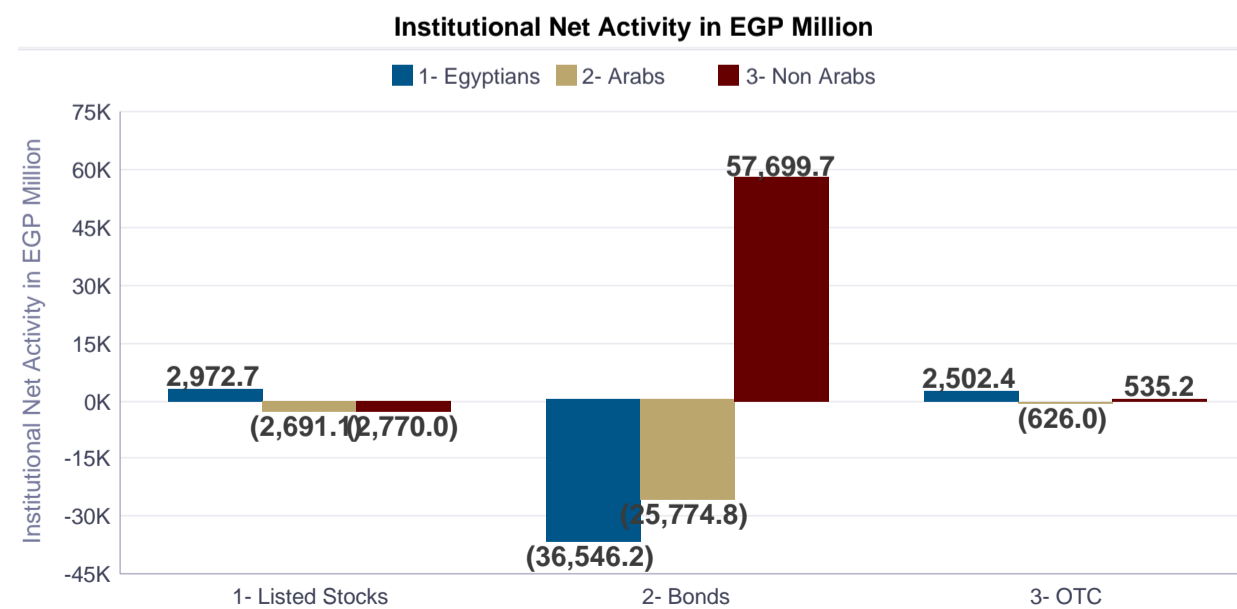
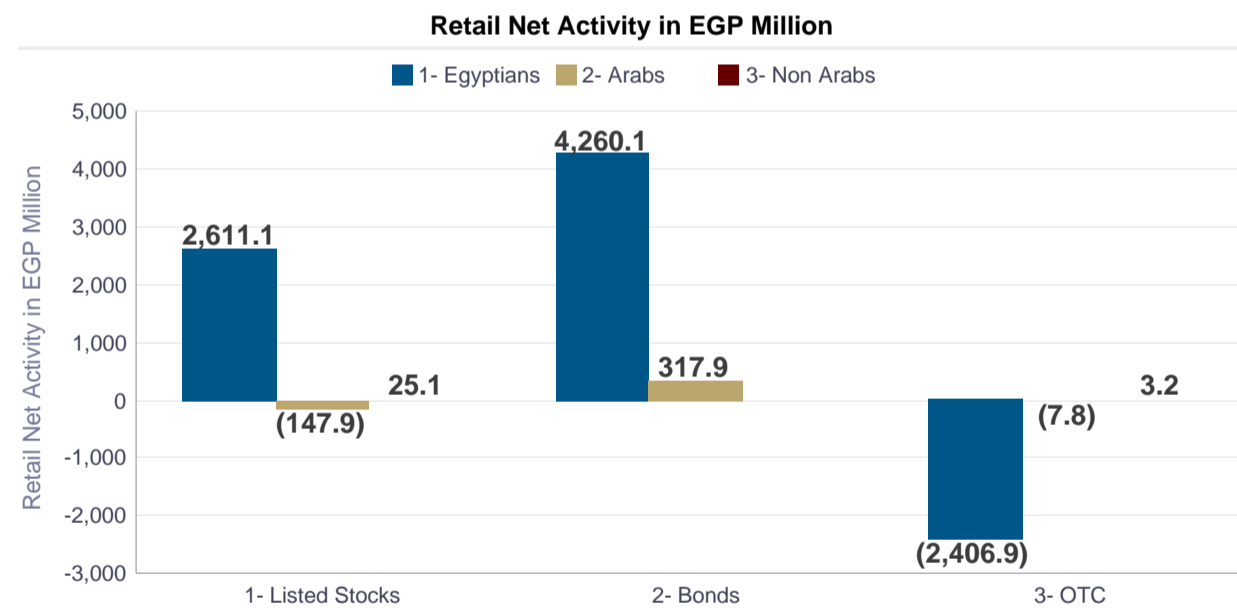
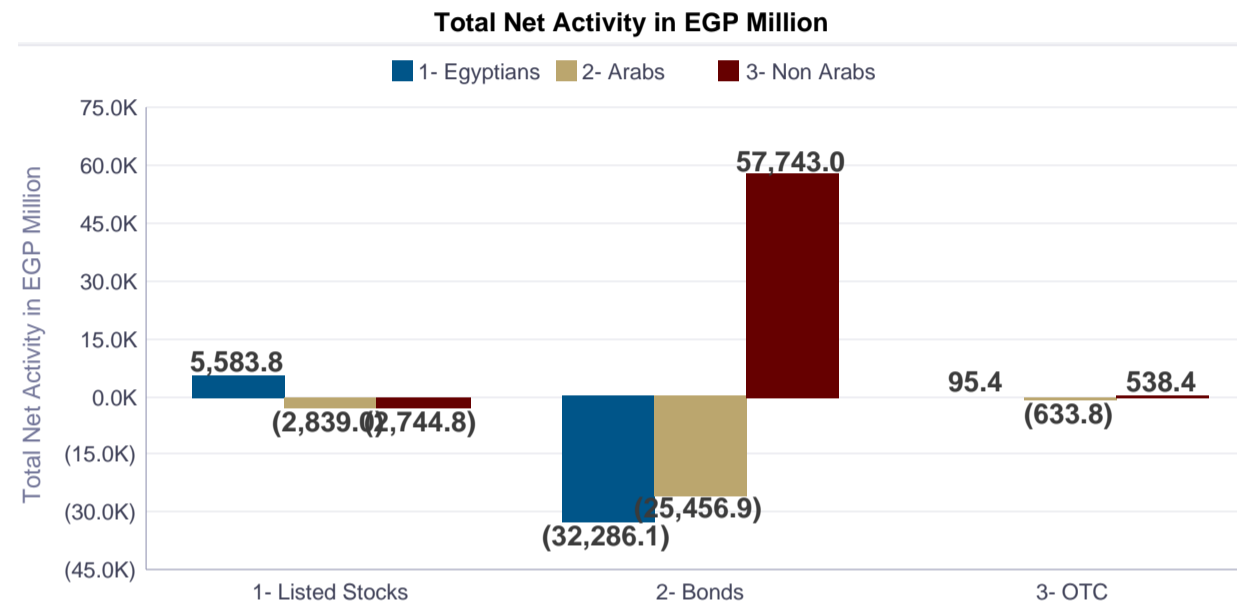
Listed Stocks incl. Deals + Bonds + Bills + OTC

Nationalities	Institutions				Retail			
	Buy	Sell	Buy + Sell	Net Buy	Buy	Sell	Buy + Sell	Net Buy
Egyptians	1,086,429.3	1,117,500.4	2,203,929.7	(31,071.1)	131,183.5	126,719.3	257,902.9	4,464.2
Arabs	61,726.2	90,818.1	152,544.4	(29,091.9)	5,938.2	5,775.9	11,714.1	162.2
Foreigners	280,851.5	225,386.6	506,238.0	55,464.9	285.9	214.2	500.1	71.6
Total	1,429,007.0	1,433,705.1	2,862,712.1	(4,698.1)	137,407.6	132,709.5	270,117.0	4,698.1



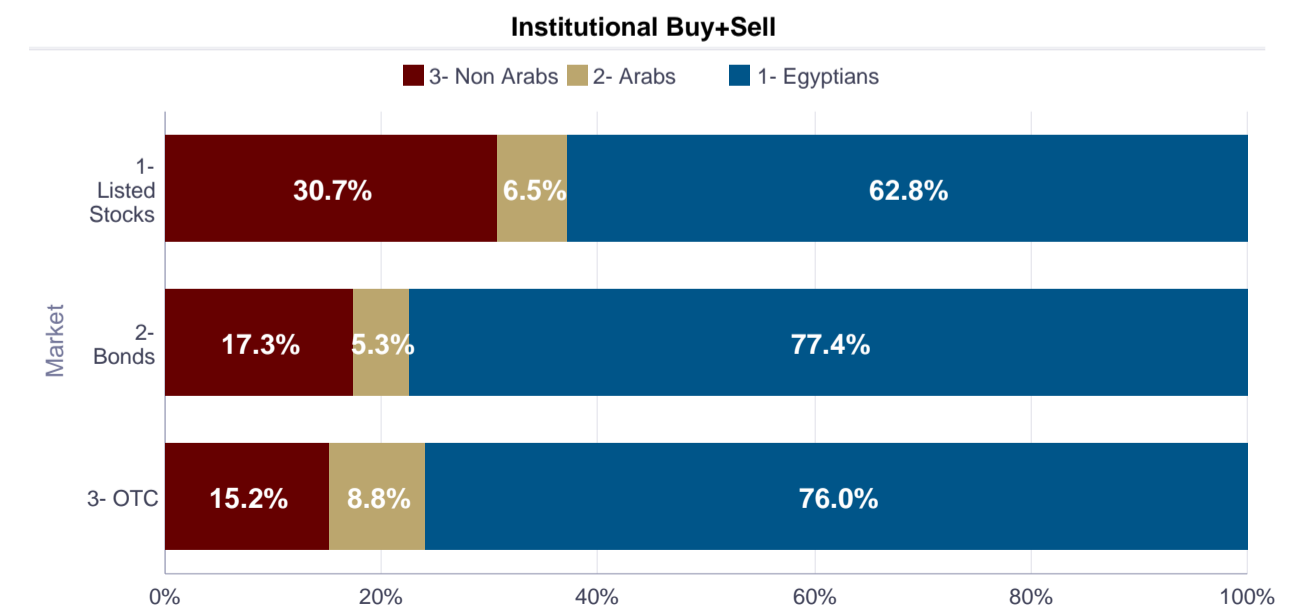
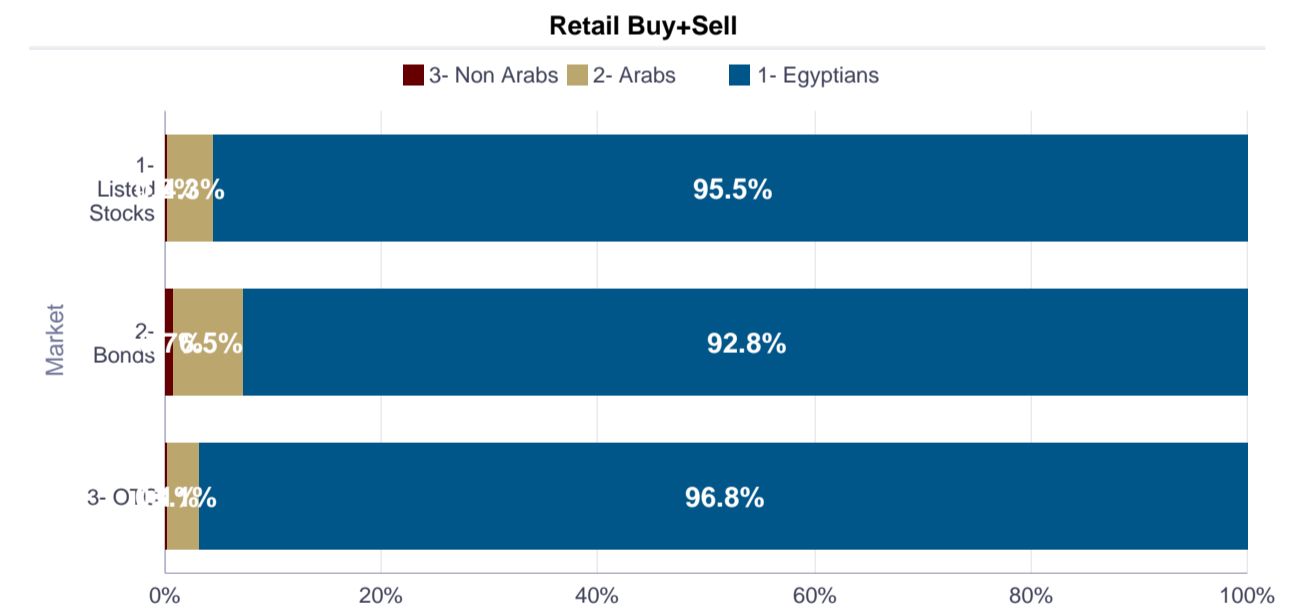
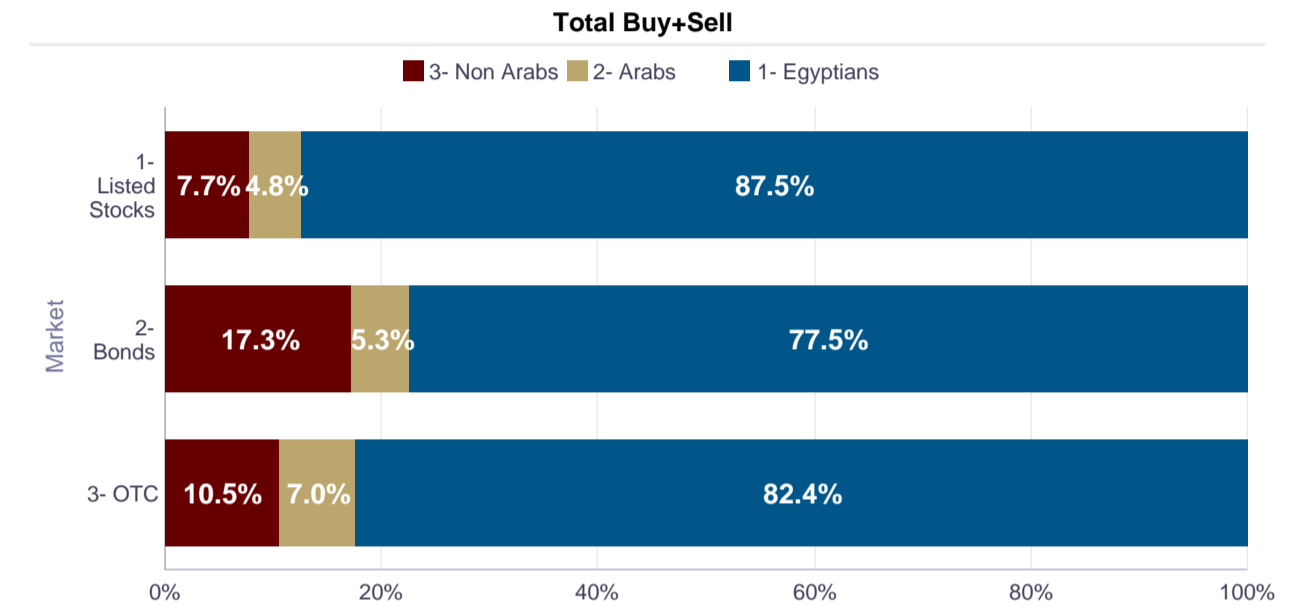
4. Investors' Trading Activity (Cont'd)

Net Trading Activity by Markets (incl. Deals)



+ve values implies net buying, while -ve values implies net selling

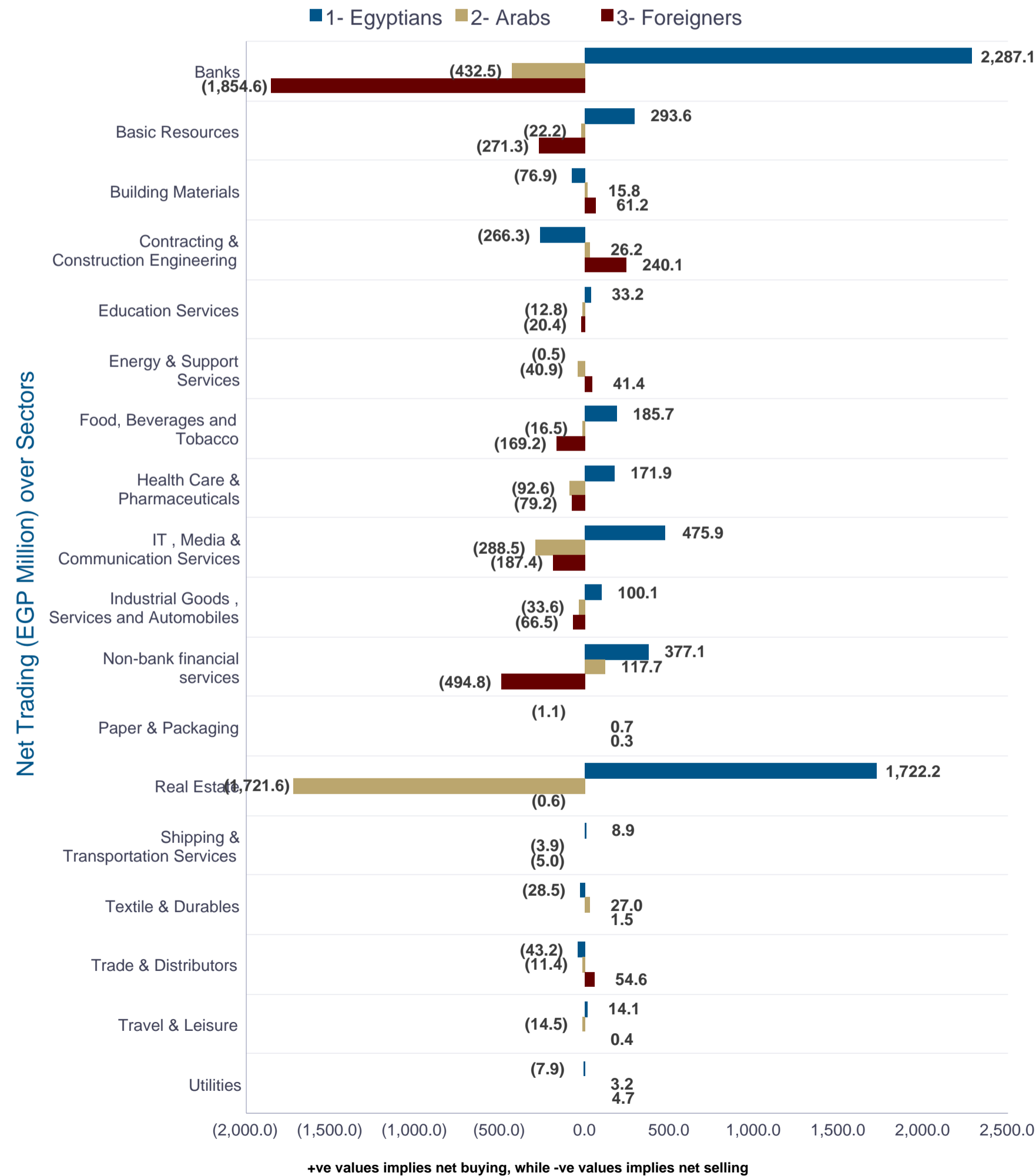
Total Trading Activity by Markets (incl. Deals)



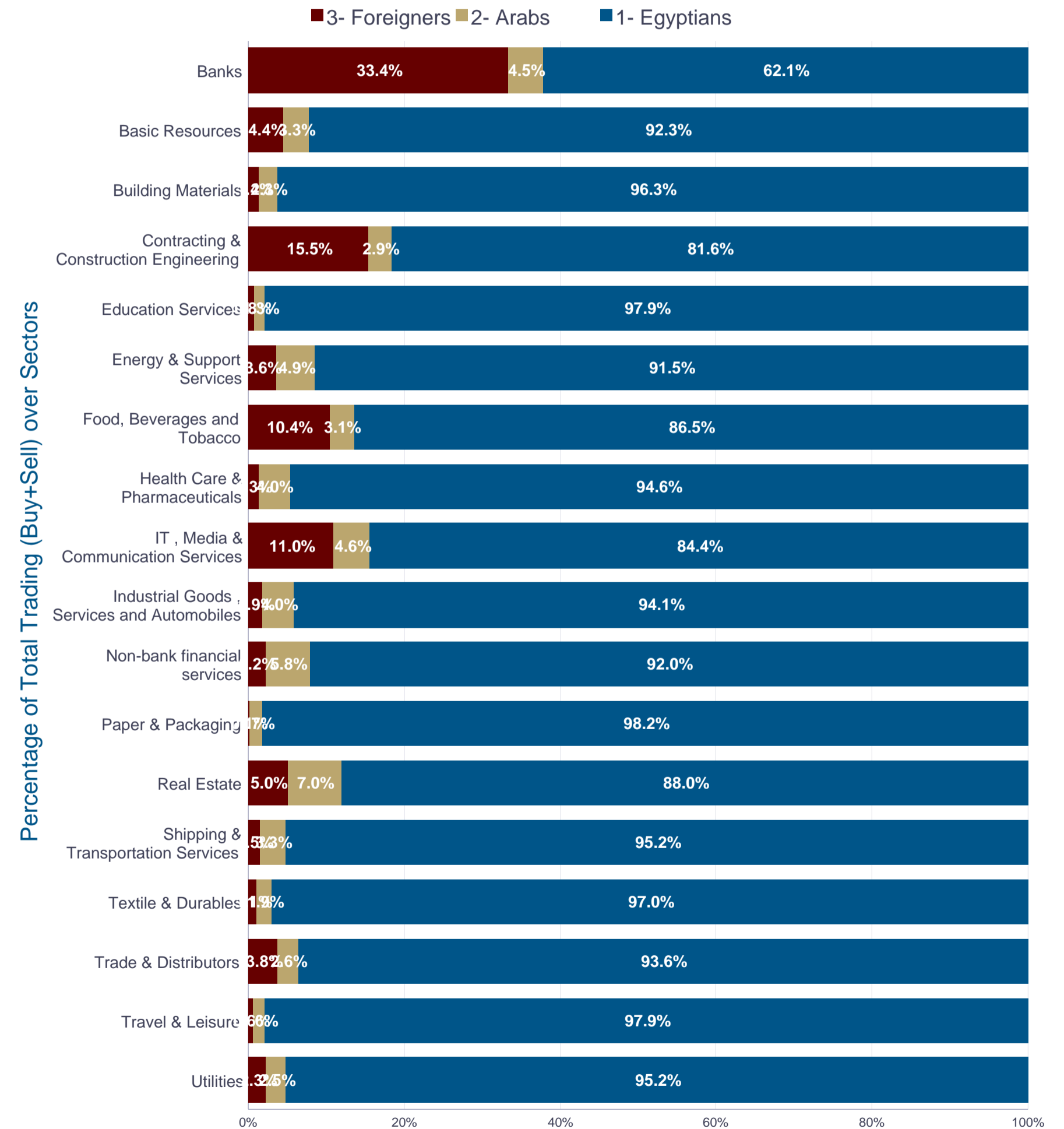


4. Investors' Trading Activity (Cont'd)

Net Trading Activity by Sectors of Listed Stocks (excl. Deals)



Total Trading Activity by Sectors of Listed Stocks (excl. Deals)

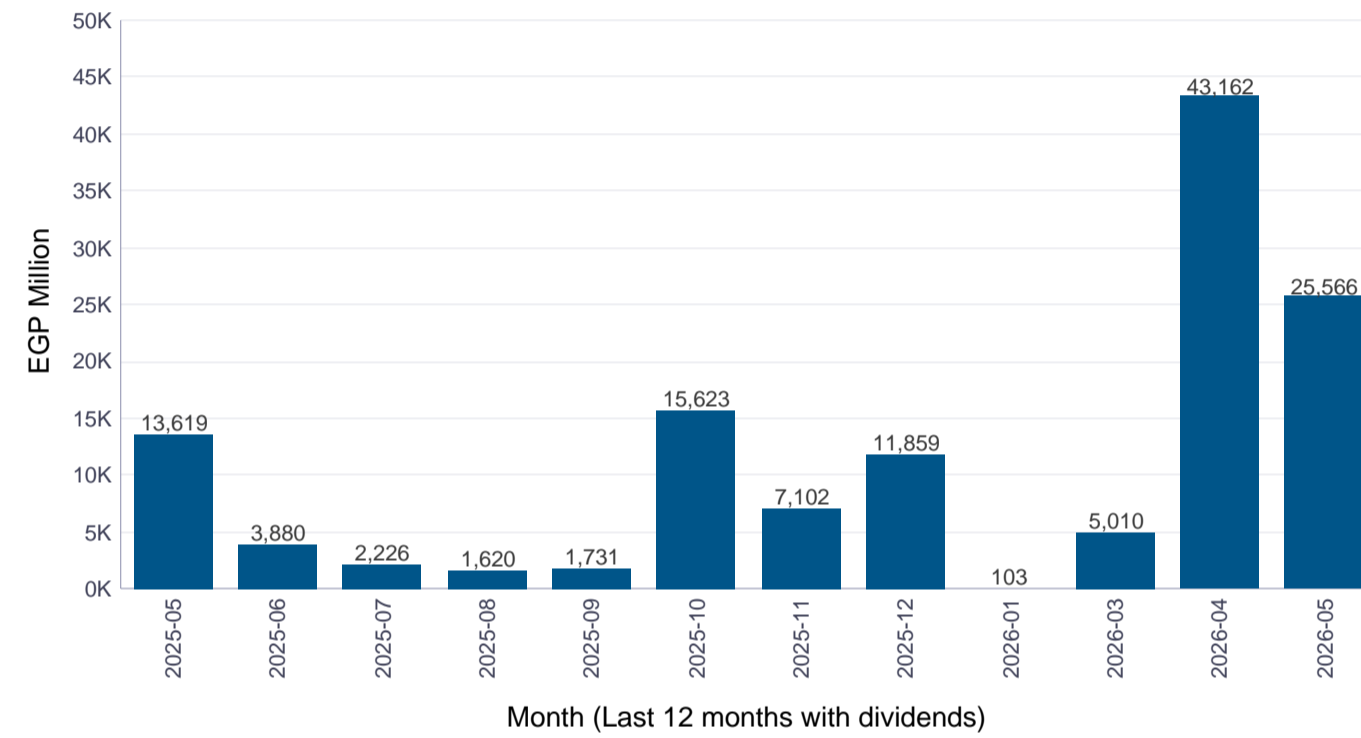




5. Corporate Actions

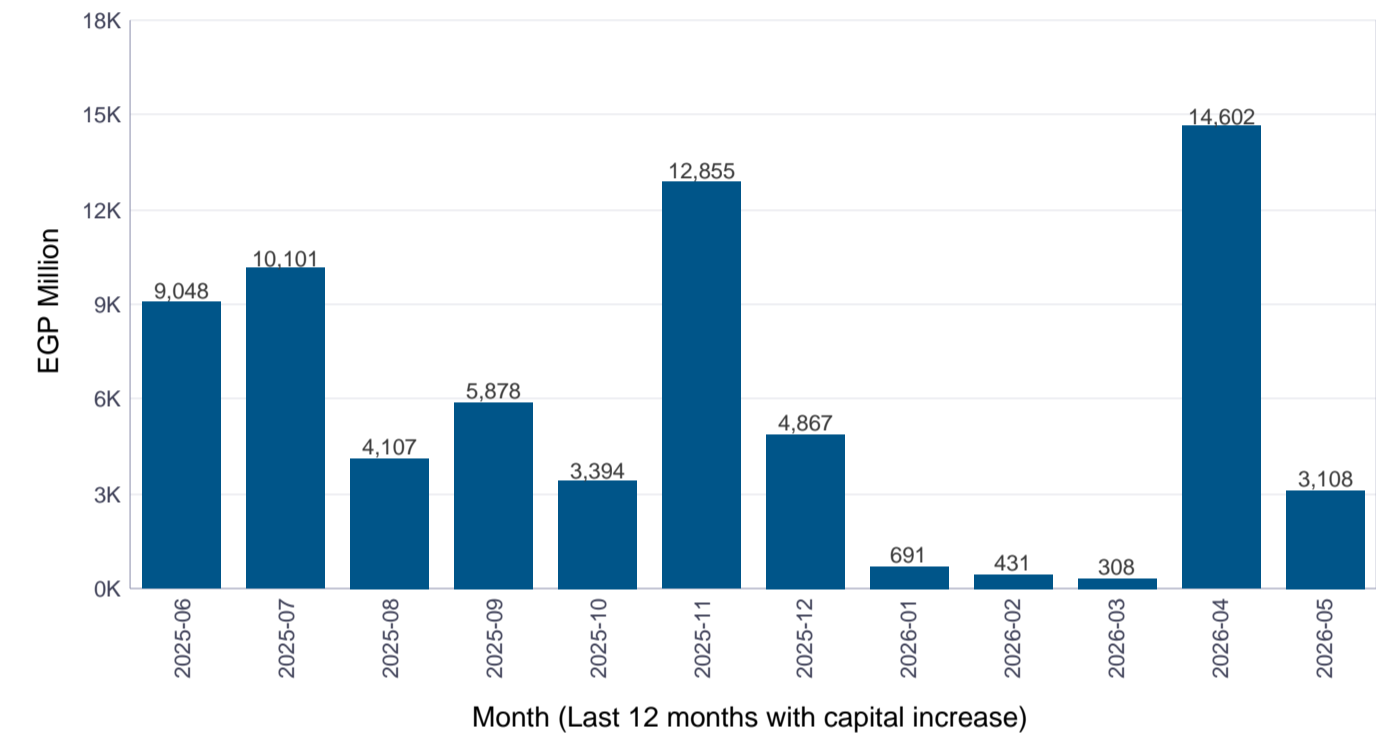
Monthly Cash Dividends in EGP million

Last 12 months with dividends



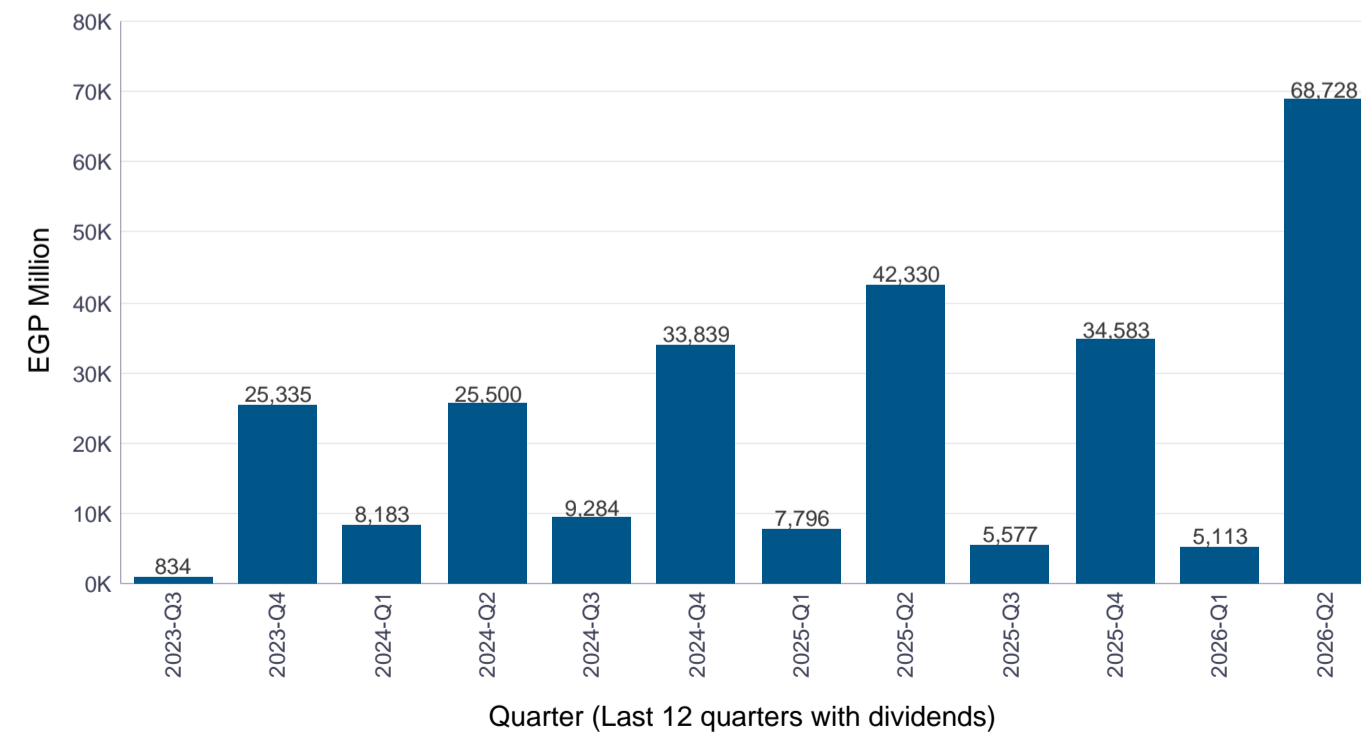
Monthly Capital Increase in EGP million

Includes all types of capital increase



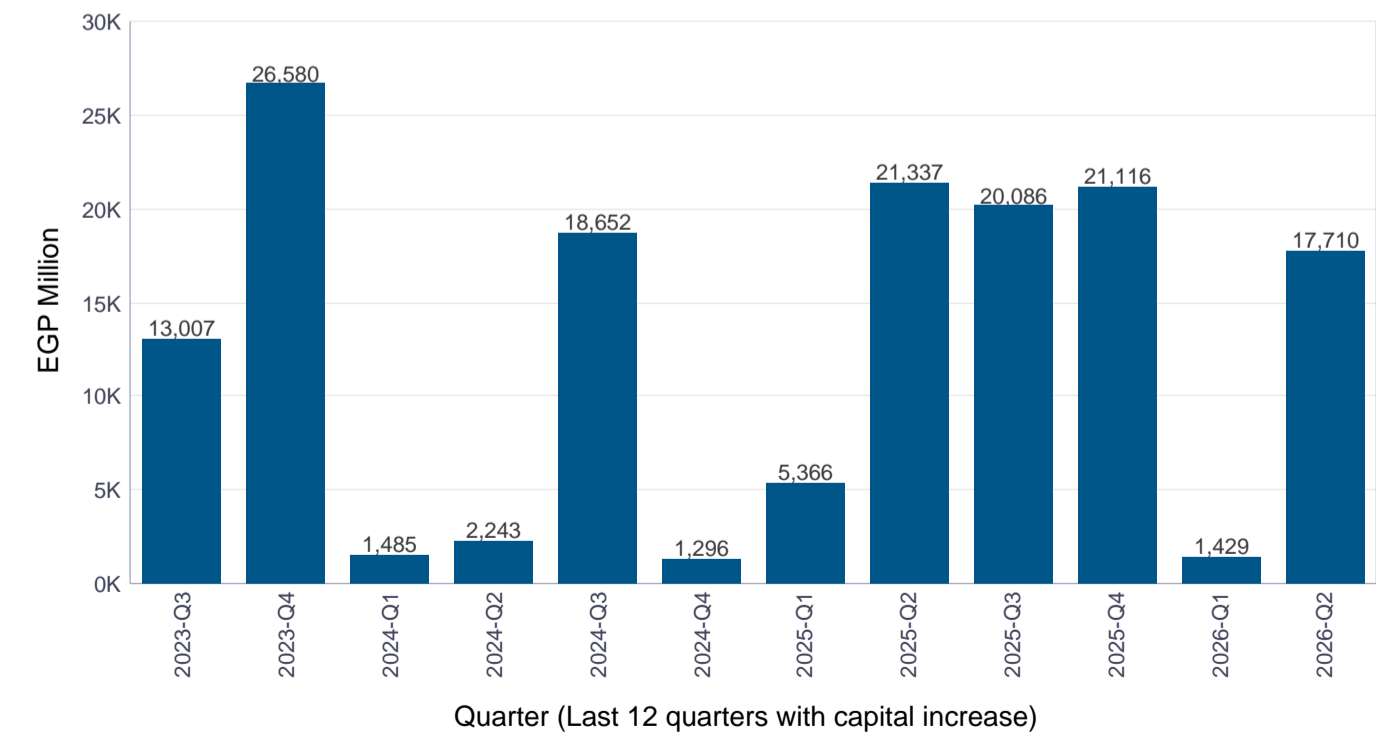
Quarterly Cash Dividends in EGP million

Last 12 quarters with dividends



Quarterly Capital Increase in EGP million

Includes all types of capital increase



5. Corporate Actions (Cont'd)

- New Listings

Code	Company	No. of Shares	Par Value	Currency	Listing Date
EGS72FL	Egypt Education Platform -EEP	199,375,000	10	EGP	06/05/2026
EGS3836	Chemical Industries Development - CID	40,000,000	10	EGP	
EGS5ACC	ELNASR Co For Fertilizers And Chemical Industries	63,000,000	10	EGP	14/05/2026
EGS7031	The Egyptian General Company For Tourism And Hotels ?EGOTH	30,000,000	100	EGP	
EGS7903	Misr Travel	20,960,911	6	EGP	
EGS699Z	O G Capital For Investments SPAC	10,000,000	1	EGP	19/05/2026

- Stock Dividend

Date	ISIN Code	ISIN	Currency	Ratio1	Ratio2
14/05/2026	EGS72011C017	Nozha International Hospital	EGP	1	0.2397

- Capital Increases

Date	ISIN Code	ISIN	Currency	Shares Before	Shares After	Capital increase
11/05/2026	EGS071L1C018	Atlas For Investment and Food Industries	EGP	651,285,400	1,151,285,400	50,000,000
11/05/2026	EGS60111C019	Abu Dhabi Islamic Bank- Egypt	EGP	1,200,000,000	1,500,000,000	3,000,000,000
14/05/2026	EGS72011C017	Nozha International Hospital	EGP	242,000,000	300,000,000	58,000,000

- Paid Coupons

ISIN Code	ISIN	Currency	CP No.	Div Date	Pay Date	Amount	CP Currency
EGS67031C012	Saudi Egyptian Investment & Finance	EGP	45	28/04/2026	03/05/2026	2	EGP
EGS67032C010	Saudi Egyptian Investment & Finance \$	USD	45	28/04/2026	03/05/2026	0.038	USD
EGS39011C019	Natural Gas & Mining Project (Egypt Gas)	EGP	41	03/05/2026	06/05/2026	0.5	EGP
EGS39061C014	Misr Fertilizers Production Company - Mopco	EGP	18	03/05/2026	06/05/2026	3.939	EGP
EGS370W1C013	Delta For Printing & Packaging	EGP	17	04/05/2026	07/05/2026	10	EGP

ISIN Code	ISIN	Currency	CP No.	Div Date	Pay Date	Amount	CP Currency
EGS7D231C010	TAWASOA For Factoring	EGP	3	04/05/2026	07/05/2026	0.071	EGP
EGS70331C011	Pyramisa Hotels	EGP	15	10/05/2026	13/05/2026	4	EGP
EGS30511C011	Edita Food Industries S.A.E	EGP	24	11/05/2026	14/05/2026	0.864	EGP
EGS30901C010	Juhayna Food Industries	EGP	29	11/05/2026	14/05/2026	0.4	EGP
EGS42111C012	Alexandria Containers and goods	EGP	35	11/05/2026	14/05/2026	0.991	EGP
EGS65061C011	United Housing & Development	EGP	45	11/05/2026	14/05/2026	0.125	EGP
EGS33041C012	Oriental Weavers	EGP	35	17/05/2026	20/05/2026	1.5	EGP
EGS48022C015	Egyptian Satellites (NileSat)	USD	25	17/05/2026	20/05/2026	0.65	USD
EGS65591C017	Heliopolis Housing	EGP	31	17/05/2026	20/05/2026	0.446	EGP
EGS655Y1C017	UTOPIA	EGP	14	18/05/2026	21/05/2026	2	EGP
EGS691S1C011	T M G Holding	EGP	13	18/05/2026	21/05/2026	0.3	EGP
EGS65571C019	Madinet Masr For Housing and Development	EGP	51	19/05/2026	24/05/2026	0.15	EGP
EGS37091C013	Eastern Company	EGP	33	20/05/2026	25/05/2026	1.45	EGP



Annex (1)

- Trading of Listed Securities including Deals

Listed Stocks by Sectors

Sectors	Trading Value in EGP	Trading Volume	# of Trades
Real Estate	42,719,074,330	10,619,435,833	724,804
Non-bank financial services	30,402,348,434	7,661,782,650	388,484
Banks	16,264,820,462	239,143,385	259,852
Basic Resources	13,083,322,182	564,662,981	365,487
Health Care & Pharmaceuticals	12,590,852,560	4,956,886,800	357,076
Food, Beverages and Tobacco	12,055,334,030	2,645,677,343	392,787
IT , Media & Communication Services	10,898,660,648	2,047,535,567	235,474
Contracting & Construction Engineering	9,168,693,778	4,691,199,697	186,826
Building Materials	7,473,710,576	702,961,097	217,060
Industrial Goods , Services and Automobiles	4,134,612,427	754,645,685	115,997
Textile & Durables	3,269,773,185	786,090,197	99,907
Travel & Leisure	2,851,020,724	184,592,445	63,202
Trade & Distributors	2,229,068,137	181,593,534	97,226
Energy & Support Services	1,667,465,521	183,367,075	42,566
Education Services	1,515,049,472	334,702,129	55,052
Shipping & Transportation Services	1,398,358,820	98,611,738	48,805
Utilities	726,534,655	36,789,718	25,385
Paper & Packaging	221,311,846	470,359,625	9,517
Total	172,670,011,786	37,160,037,499	3,685,507

Listed Securities by Types

Listed Securities	Trading Value in EGP	Trading Volume	# of Trades
Stocks	172,670,011,786	37,160,037,499	3,685,507
Bonds/Bills	1,387,552,320,366	157,829,846	7,638
ETFs	58,123,561	949,695	6,246
Total	1,560,280,455,713	37,318,817,040	3,699,391

Listed Stocks By Indices

Indices	Trading Value in EGP	Trading Volume	# of Trades
EGX 30	95,652,095,708	8,882,633,363	1,471,656
EGX 70 EWI	46,511,972,434	16,398,557,876	1,174,721
EGX100 EWI	142,164,068,142	25,281,191,239	2,646,377
TAMAYUZ	355,927,352	275,723,721	26,033

Listed Bonds by Types

Bond Types	Trading Value in EGP	Trading Volume	# of Trades
Treasury	1,387,552,320,366	157,829,846	7,638
Total	1,387,552,320,366	157,829,846	7,638



Annex (2)

- Main Trading Indicators of Sectors sorted by Value Traded (excluding deals)

#	Sectors	EGP Value Traded	% of Total	Volume Traded (Shares)	# of Trades	Non Egyptians Net Purchasing in EGP	Market Capital in EGP	Nominal Capital in EGP	P/E	Avg. DY %
1	Real Estate	42,198,549,850	24.6%	10,523,967,687	707,553	-1,724,968,344	469,786,983,519	57,184,305,896	14.01	3.20
2	Non-bank financial services	30,367,887,404	17.7%	7,654,960,827	385,316	-377,073,754	260,174,790,463	93,924,995,852	13.46	4.27
3	Banks	16,203,380,087	9.4%	236,623,931	259,699	-2,287,052,462	911,758,471,339	203,661,498,553	4.67	7.01
4	Basic Resources	13,075,966,065	7.6%	559,246,880	364,240	-296,103,888	528,413,539,454	51,830,085,461	13.66	5.20
5	Health Care & Pharmaceuticals	12,532,455,329	7.3%	4,951,492,555	353,418	-173,171,383	128,701,937,439	13,480,490,152	26.05	3.72
6	Food, Beverages and Tobacco	12,048,025,774	7.0%	2,643,530,683	391,387	-185,732,851	270,831,496,651	10,110,629,655	25.64	3.74
7	IT , Media & Communication Services	10,883,967,252	6.3%	2,041,826,950	233,492	-475,851,040	348,056,448,758	32,951,672,014	13.07	4.34
8	Contracting & Construction Engineering	8,911,466,489	5.2%	4,428,965,296	169,026	275,780,185	98,406,781,755	3,978,968,626	25.47	3.39
9	Building Materials	7,473,710,509	4.4%	702,961,085	217,058	76,944,337	86,772,970,244	11,260,263,123	13.31	7.36
10	Industrial Goods , Services and Automobiles	4,043,982,964	2.4%	733,272,464	110,491	-103,034,231	233,386,366,351	6,375,205,046	21.89	4.51
11	Textile & Durables	3,269,773,185	1.9%	786,090,197	99,907	28,495,056	36,081,467,405	6,897,933,784	9.66	6.62
12	Travel & Leisure	2,831,172,605	1.7%	167,646,407	61,675	-14,101,013	96,516,055,702	43,623,777,193	15.35	7.37
13	Trade & Distributors	2,189,920,216	1.3%	139,469,138	92,271	27,335,781	40,866,230,998	2,723,839,990	18.38	4.15
14	Energy & Support Services	1,667,465,521	1.0%	183,367,075	42,566	471,352	23,334,434,948	11,550,748,497	6.40	4.84
15	Education Services	1,515,049,472	0.9%	334,702,129	55,052	-33,223,069	88,180,658,205	4,018,403,321	40.80	1.12
16	Shipping & Transportation Services	1,398,358,820	0.8%	98,611,738	48,805	-8,938,800	101,199,097,717	4,114,703,217	8.51	7.75
17	Utilities	726,534,655	0.4%	36,789,718	25,385	7,874,778	25,115,969,386	2,118,400,330	18.34	1.03
18	Paper & Packaging	221,311,846	0.1%	470,359,625	9,517	1,074,792	7,733,324,474	748,710,923	21.43	
	Total/Avg.	171,558,978,042	100.0%	36,693,884,385	3,626,858	-5,261,274,555	3,755,317,024,808	560,554,631,634	17.23	4.68



Annex (3)

- Top 20 Brokerage Firms in Terms of Value Traded (Main Market - OTC - SME)

Ranking of Primary / Non-Primary Dealers in Terms of Value Traded

#	Brokerage Firm	EGP Value Traded	% of Total	Volume Traded (Shares)	# of Trades	#	Dealer	EGP Value Traded	% of Total	Volume Traded	# of Trades
1	Thndr Securities Brokerage	55,671,731,140	18.6%	13,118,351,251	2,731,685	1	National Bank of Egypt	565,298,389,500	20.4%	133,423,606	1,972
2	Hermes Securities Brokerage	31,263,430,770	10.4%	4,595,730,693	355,750	2	Citibank	303,087,224,353	10.9%	33,075,283	603
3	Mubasher for Securities and Bonds	23,750,097,452	7.9%	6,083,911,644	442,117	3	Egyptian Arab Land Bank	210,607,676,455	7.6%	10,505,254	350
4	EFG Hermes International Securities Brokerage	20,317,713,414	6.8%	637,690,406	169,886	4	Credit Agricole Egypt	168,598,468,616	6.1%	18,417,970	762
5	Cairo Capital Securities	19,976,016,579	6.7%	3,566,615,477	211,083	5	Banque Misr	159,858,185,952	5.8%	6,838,156	4,387
6	Commercial International Brokerage company (CIBC)	19,002,116,247	6.4%	2,722,304,552	194,897	6	First Abu Dhabi Bank DVP	139,421,995,181	5.0%	12,468,394	454
7	OSTOUL Securities Brokerage and Bond Trading	17,788,458,272	5.9%	4,864,342,351	323,340	7	AL AHLI BANK OF KUWAIT ? EGYPT	121,492,483,250	4.4%	6,963,980	741
8	Beltone Securities Brokerage	17,393,904,662	5.8%	3,776,645,628	182,889	8	HSBC Bank-Egypt	113,999,543,943	4.1%	6,790,081	380
9	Aspire Securities and Bonds	14,970,861,606	5.0%	3,665,686,927	259,504	9	Banque du Caire	97,843,804,734	3.5%	10,177,729	531
10	Tycoon Securities	11,654,009,152	3.9%	3,638,731,026	243,629	10	Kuwait finance House Bank ? Egypt	97,078,776,391	3.5%	6,287,838	366
11	Arqaam Securities Brokerage	11,156,025,129	3.7%	960,913,638	247,130	11	Export Development Bank of Egypt	95,820,625,166	3.5%	13,813,144	225
12	AL Ahly Pharos Securities Brokerage	10,520,688,825	3.5%	1,473,004,738	93,831	12	Arab African Bank	94,271,459,006	3.4%	5,234,160	884
13	Arabeya Online for Securities Brokerage and Bonds	9,903,054,517	3.3%	2,549,919,587	169,318	13	Arab Bank Ltd	94,085,941,654	3.4%	9,210,052	518
14	Arab African International Securities and Bonds	8,609,184,117	2.9%	3,387,169,148	67,414	14	Suez Canal Bank	84,895,327,178	3.1%	4,040,504	157
15	Mirage Brokerage	5,746,428,089	1.9%	2,019,654,317	155,769	15	ATTIJariwafa bank Egypt S.A.E	80,064,134,736	2.9%	7,833,871	172
16	Naeem Brokerage for Securities and Bonds	5,189,088,427	1.7%	1,049,483,639	103,020	16	Qatar National Bank	68,539,494,915	2.5%	4,473,395	555
17	HC Brokerage(S.A.E)	4,726,139,447	1.6%	911,066,129	48,798	17	Abu Dahbi Islamic Bank	37,276,057,251	1.3%	7,780,298	220
18	Sigma Securities Brokerage	4,153,188,751	1.4%	1,241,788,982	75,978	18	Egyptian Gulf Bank	35,680,934,288	1.3%	3,277,474	369
19	Egyptian Arabian Company for Securities brokerage and bonds	4,075,788,267	1.4%	921,563,420	80,492	19	Bank of Alexandria	34,509,358,171	1.2%	2,057,670	208
20	New brent for Securities and bonds brokerage	3,357,274,350	1.1%	867,539,024	58,057	20	Arab International bank	29,354,897,814	1.1%	1,381,326	23
						21	Commercial International Bank- Egypt	21,697,977,857	0.8%	1,618,054	300

#	Dealer	EGP Value Traded	% of Total	Volume Traded	# of Trades
22	Emirates NBD S.A.E	20,967,898,863	0.8%	896,096	189
23	Housing & Development bank	19,031,212,660	0.7%	2,855,641	103
24	Abu Dhabi Commercial Bank - Egypt	13,289,040,623	0.5%	713,274	95
25	MIDBANK S.A.E	10,907,715,192	0.4%	477,018	69
26	National Bank of Kuwait-Egypt	10,063,285,170	0.4%	447,627	85
27	Mashreq Bank ? Egypt	9,518,308,482	0.3%	1,620,029	99
28	AlBaraka Bank	8,900,501,728	0.3%	409,635	61
29	Bank NXT	8,580,880,867	0.3%	366,383	73
30	The United Bank	7,022,153,849	0.3%	1,079,400	104
31	Societe Arabe Internationale de Banque	5,473,601,271	0.2%	233,039	75
32	Bank ABC Egypt	3,040,660,151	0.1%	619,736	39
33	Faisal Islamic Bank Of Egypt	2,195,357,000	0.1%	102,000	26
34	AL Ahly Pharos Securities Brokerage	1,523,712,170	0.1%	61,488	4
35	OSTOUL Securities Brokerage and Bond Trading	1,093,386,097	0.0%	109,487	76
36	Commercial International Brokerage company (CIBC)	14,170,200	0.0%	600	1



Annex (4)

- SME Stocks Traded in Terms of Value Traded (excluding deals)

#	Stock Name	CR	Close Price	% Chg.	Max Price	Min Price	Max in 52Wks	Min in 52Wks	EGP Value Traded	% of Total	Volume Traded (Shares)	# of Trades	No. Listed Shares	Market Capital in EGP	Paid Capital in EGP	Trailing P/E	Sector P/E	DY %	EGP Net Profit	Net Profit Date	Last Coupon	Pay Date
1	Arab Development & Real Estate Investment	EGP	7.330	-9.84	8.2	7.25	11.71	0.82	121,503,412	17.9%	16,102,329	10,972	70,270,336	515,081,563	35,135,168	40.53	23.71		12,708,196	31/12/2025	0.03 EGP	03/05/2018
2	Integrated Engineering Group S.A.E	EGP	0.409	-3.08	0.438	0.403	0.635	0.243	104,411,450	15.4%	245,233,450	6,534	500,000,000	204,500,000	50,000,000	124.59	18.75		1,641,422	31/12/2025		
3	Heibco for commercial investments & real estate development	EGP	8.080	2.28	8.45	7.7	8.59	3.69	81,715,067	12.0%	10,189,371	5,518	40,000,000	323,200,000	40,000,000	13.88	18.75		23,290,719	30/09/2025		
4	Al Fanar Contracting Construction Trade Import And Export Co	EGP	10.110	-2.22	11.29	9.81	11.29	2.4	71,100,771	10.5%	6,811,580	5,748	16,000,000	161,760,000	16,000,000	23.62	18.75		6,847,548	31/12/2025		
5	Future Care for Medical Industries - FCMI	EGP	10.770	0.65	11.1	10.42	13.49	2.16	58,397,231	8.6%	5,394,245	3,658	57,671,796	621,125,243	57,671,796				-17,321,640	31/12/2025		
6	International Business Corporation For Trading and Agencies	EGP	11.590	2.02	12.39	10.85	16.9	2.39	48,297,422	7.1%	4,198,571	3,009	24,340,000	282,100,600	24,340,000	15.31	48.53		18,423,539	31/12/2025		
7	Vertika for Industry & Trade	EGP	6.040	17.74	6.7	5.05	6.7	0.94	32,495,366	4.8%	5,634,523	3,343	25,694,760	155,196,350	5,138,952	105.55	97.51		1,470,398	31/12/2025	0.29 EGP	10/05/2020
8	First Investment Company And Real Estate Development	EGP	3.540	29.20	3.82	2.77	3.82	1.74	30,218,463	4.4%	9,237,201	2,395	13,750,000	48,675,000	6,875,000		23.71		-2,656,737	31/12/2024		
9	TAWASOA For Factoring	EGP	6.000	22.45	6	4.39	7.09	1.91	27,909,031	4.1%	5,421,823	3,164	75,000,000	450,000,000	75,000,000	34.22	34.22	1.18	13,149,644	31/12/2025	0.07 EGP	07/05/2026
10	Fitness Prime	EGP	1.140	-4.20	1.2	1.12	1.78	1.12	19,848,118	2.9%	16,946,038	1,527	164,300,000	187,302,000	82,150,000				-6,239,543	31/12/2024		
11	REKAZ Financial Holding	EGP	3.960	31.56	4.42	2.83	4.42	1.91	17,219,541	2.5%	4,924,650	2,496	20,000,000	79,200,000	20,000,000	81.74	48.53		968,901	31/12/2025		
12	Union Pharmacist Company For Medical Services and Investment	EGP	9.140	9.59	9.75	8.55	10.7	3.9	15,952,125	2.3%	1,724,804	1,796	13,661,400	124,865,196	13,661,400		23.71		-2,306,002	31/12/2025	0.07 EGP	12/12/2017
13	Novida for Investment and Technology	EGP	2.550	-1.92	2.68	2.43	4.07	1.83	14,693,396	2.2%	5,708,617	1,982	29,924,028	76,306,271	29,924,028				-10,937,412	31/12/2025		
14	UTOPIA	EGP	85.360	-8.64	96.89	85	201.41	30.55	14,351,832	2.1%	158,117	2,045	3,000,000	256,080,000	15,000,000	22.08	23.71	2.34	11,595,603	31/12/2025	2.00 EGP	21/05/2026
15	El Badr Investment And Development BID	EGP	1.400	7.69	1.52	1.24	1.66	1.06	7,356,117	1.1%	5,416,101	1,247	22,950,000	32,130,000	11,475,000				-524,212	31/12/2024		
16	Misr Kuwait Investment & Trading Co.	EGP	2.800	-33.33	4.38	2.66	4.38	2.62	7,308,256	1.1%	2,146,660	1,400	20,000,000	56,000,000	20,000,000				-2,606,436	31/12/2024		
17	Barbary Investment Group (BIG)	EGP	0.177	-5.35	0.188	0.174	0.207	0.137	6,652,555	1.0%	36,489,873	1,612	328,061,299	58,066,850	32,806,130		97.51		-5,021,850	31/12/2025		
18	MISR INTERCONTINENTAL FOR GRANITE & MARBLE (EGY-STON)	EGP	5.510	0.00	5.56	5.52	5.78	5.51	66	0.0%	12	2	8,650,000	47,661,500	8,650,000				-951,398	31/12/2024		



Annex (5)

- Main Stocks Traded in Terms of Value Traded (excluding deals)

#	Stock Name	CR	Close Price	% Chg.	Max Price	Min Price	Max in 52Wks	Min in 52Wks	EGP Value Traded	% of Total	Volume Traded (Shares)	# of Trades	No. Listed Shares	Market Capital in EGP	Paid Capital in EGP	Trailing P/E	Sector P/E	DY%	EGP Net Profit	Net Profit Date	Last Coupon	Pay Date
1	Commercial International Bank-Egypt (CIB)	EGP	133.000	-1.48	144.93	131.5	145.01	77.03	10,360,382,127	6.6%	75,884,824	112,771	3,377,936,100	449,265,501,300	33,779,361,000	5.46	4.67	4.51	82,258,815,000	31/12/2025	6.00 EGP	09/04/2026
2	T M G Holding	EGP	96.000	2.01	101.4	92.16	101.4	50.02	9,742,276,400	6.3%	99,596,133	106,489	2,060,653,786	197,822,763,456	20,606,537,860	10.87	14.01	0.31	18,201,981,482	31/12/2025	0.30 EGP	21/05/2026
3	Palm Hills Development Company	EGP	15.170	33.54	15.25	11.49	14.99	6.62	7,229,552,755	4.6%	530,018,947	94,446	2,859,914,173	43,384,898,004	5,719,828,346	9.81	14.01		4,423,812,106	31/12/2025	0.10 EGP	30/05/2026
4	Orascom Construction PLC	EGP	744.230	23.82	744.23	601	729.9	256	4,661,119,755	3.0%	6,802,859	52,089	110,243,935	82,046,843,745	839,287,077	16.15	25.47	1.64	5,079,864,180	31/12/2020	12.23 EGP	13/08/2026
5	Fawry For Banking Technology And Electronic Payment	EGP	20.450	7.24	21.66	19.03	21.66	9.68	4,279,122,617	2.7%	212,988,022	91,430	3,406,523,244	69,663,400,340	1,703,261,622	22.47	13.07		3,100,654,415	31/12/2025		
6	Beltone Holding	EGP	3.080	1.32	3.32	3.02	3.79	2.17	3,942,088,829	2.5%	1,253,031,647	39,242	10,718,106,944	33,011,769,388	21,436,213,888	22.88	13.46		1,442,701,000	31/12/2025	4.50 EGP	14/07/2019
7	EFG Holding	EGP	26.720	-4.26	30.05	26.16	31.89	23.05	3,753,852,675	2.4%	131,429,430	32,285	1,435,893,008	38,367,061,174	7,179,465,040	6.13	13.46		6,254,632,000	31/12/2025	0.65 EGP	12/06/2019
8	Orascom Development Egypt	EGP	37.450	21.00	37.88	30.15	37.56	18.1	3,533,354,355	2.3%	105,485,820	68,810	1,130,473,523	42,336,233,436	1,130,473,523	7.88	14.01		5,370,137,872	31/12/2025	0.38 EGP	25/09/2026
9	Heliopolis Housing	EGP	6.370	2.74	7.2	6.28	11.93	3.11	3,286,950,086	2.1%	486,768,421	51,112	4,005,255,600	25,513,478,172	1,001,313,900	9.43	14.01	7.00	2,705,324,081	31/12/2025	0.45 EGP	20/05/2026
10	Abu Dhabi Islamic Bank-Egypt	EGP	47.610	6.27	50.08	44.25	50.08	20.01	3,078,918,775	2.0%	64,996,442	65,193	1,500,000,000	71,415,000,000	15,000,000,000	5.67	4.67		12,600,956,000	31/12/2025	0.80 EGP	09/04/2009
11	South Valley Cement	EGP	9.200	17.95	10.15	7.98	10.15	4.22	2,989,668,460	1.9%	331,125,996	68,099	482,256,840	4,436,762,928	2,411,284,200		13.31		-382,406,287	31/12/2024	0.20 EGP	27/07/2019
12	Zahraa Maadi Investment & Development	EGP	5.820	0.87	6.57	5.77	6.57	3	2,954,141,792	1.9%	486,841,983	42,977	1,000,000,000	5,820,000,000	1,000,000,000	8.17	14.01	4.30	712,267,001	31/12/2025	0.25 EGP	30/04/2026
13	Orascom Investment Holding	EGP	1.480	-3.90	1.66	1.44	1.66	0.67	2,545,112,773	1.6%	1,660,779,283	23,351	5,245,690,620	7,763,622,118	577,025,968		13.07		-914,664,000	31/12/2024	0.10 EGP	22/06/2019
14	El-Nile Co. For Pharmaceuticals And Chemical Industries	EGP	163.020	26.23	186.89	130.32	186.89	41.3	2,230,386,289	1.4%	13,654,245	45,523	50,000,000	8,151,000,000	500,000,000	64.83	26.05	0.74	125,727,463	30/06/2025	2.00 EGP	02/11/2026
15	Amer Group Holding	EGP	2.770	33.17	2.87	2.08	2.87	1.12	2,182,426,932	1.4%	868,164,310	37,416	902,789,840	2,500,727,857	631,952,888	12.76	14.01		196,026,551	31/12/2025	0.02 EGP	19/03/2019
16	Abou Kir Fertilizers	EGP	86.000	-5.23	92	78	95	45.01	2,143,814,634	1.4%	24,744,132	79,707	1,261,875,720	108,521,311,920	1,892,813,580	11.60	13.66	2.67	9,352,763,248	30/06/2025	2.30 EGP	22/04/2026
17	Raya Holding For Financial Investments	EGP	7.480	13.85	8	6.2	8	2.55	2,094,649,096	1.3%	294,567,036	46,930	4,281,297,768	32,024,107,305	1,070,324,442	10.91	13.46		2,934,003,628	31/12/2025	0.04 EGP	10/07/2026
18	GB Corp	EGP	26.600	0.57	29.5	25.25	33.4	19.1	2,033,539,219	1.3%	74,199,104	39,297	1,085,500,000	28,874,300,000	1,085,500,000	10.38	21.89	1.32	2,780,455,000	31/12/2025	0.35 EGP	29/04/2026
19	Egyptian Chemical Industries (Kima)	EGP	13.750	11.79	14.98	11.64	14.98	6.75	1,996,861,388	1.3%	148,880,942	37,977	1,986,578,999	27,315,461,236	9,932,894,995	27.68	13.66		986,964,000	30/06/2025	5.00 EGP	19/11/2009
20	Egypt Aluminum	EGP	322.700	5.33	344.99	294.5	344.99	143.11	1,988,294,105	1.3%	6,244,298	49,783	412,500,000	133,113,750,000	1,650,000,000	13.07	13.66	2.48	10,185,590,052	30/06/2025	8.00 EGP	16/10/2026

#	Stock Name	CR	Close Price	% Chg.	Max Price	Min Price	Max in 52Wks	Min in 52Wks	EGP Value Traded	% of Total	Volume Traded (Shares)	# of Trades	No. Listed Shares	Market Capital in EGP	Paid Capital in EGP	Trailing P/E	Sector P/E	DY%	EGP Net Profit	Net Profit Date	Last Coupon	Pay Date
21	Telecom Egypt	EGP	97.630	4.42	101.89	91	112.98	33.66	1,981,718,078	1.3%	20,532,203	57,073	1,707,071,600	166,661,400,308	17,070,716,000	7.38	13.07	1.54	22,578,063,000	31/12/2025	1.50 EGP	30/04/2025
22	Misr Fertilizers Production Company - Mopco	EGP	44.000	-12.85	52	43	52	26.21	1,981,677,473	1.3%	43,624,230	61,771	2,868,140,263	126,198,171,572	28,681,402,630	11.17	13.66	8.95	11,296,540,287	31/12/2025	3.94 EGP	06/05/2025
23	Ibsina Pharma	EGP	11.450	6.51	12.25	10.75	13.72	8.17	1,907,623,328	1.2%	163,946,518	50,731	1,008,000,000	11,541,600,000	252,000,000	12.12	26.05	1.14	951,983,367	31/12/2025	0.13 EGP	29/04/2025
24	Macro Group Pharmaceuticals -Macro Capital	EGP	1.250	5.93	1.4	1.19	4.11	0.81	1,903,976,766	1.2%	1,485,988,974	38,848	3,421,238,736	4,276,548,420	684,247,747	36.92	26.05		115,818,178	31/12/2025	0.11 EGP	20/04/2025
25	Creast Mark For Contracting And Real Estate Development	EGP	1.150	37.72	1.27	0.815	1.27	0.35	1,842,082,088	1.2%	1,780,555,082	29,149	1,122,511,488	1,290,888,211	179,601,838	16.61	25.47		77,700,450	31/12/2025		
26	Memphis Pharmaceuticals	EGP	206.000	19.97	224.88	171.52	232.95	67.02	1,666,077,320	1.1%	8,443,148	30,333	22,750,000	4,686,500,000	227,500,000	9.28	26.05	6.40	505,279,620	30/06/2025	13.19 EGP	29/10/2025
27	Egyptian for Tourism Resorts	EGP	19.610	50.04	20.99	12.9	20.99	6.68	1,559,469,593	1.0%	91,715,900	29,663	1,050,000,000	20,590,500,000	1,050,000,000	58.65	15.35		351,057,304	31/12/2024	0.20 EGP	05/06/2005
28	Emaar Misr for Development	EGP	10.500	0.00	11.39	9.83	11.39	7.92	1,555,712,102	1.0%	143,165,521	19,003	5,446,929,384	57,192,758,532	5,446,929,384	10.31	14.01		5,544,893,244	31/12/2025		
29	Alexandria Mineral Oils Company	EGP	8.260	-3.95	9.15	8.12	9.85	6.66	1,532,361,254	1.0%	177,792,430	40,822	1,291,500,000	10,667,790,000	1,291,500,000	6.87	6.40	4.84	1,551,950,331	30/06/2025	0.40 EGP	22/04/2025
30	Sidi Kerir Petrochemicals - SIDPEC	EGP	17.100	-6.25	18.62	16.8	22.14	14.2	1,509,280,059	1.0%	85,503,259	39,097	1,134,000,000	19,391,400,000	2,268,000,000	17.03	13.66		1,138,395,309	31/12/2025	1.00 EGP	29/05/2025
31	Arab Co. for Asset Management And Development	EGP	2.190	8.96	2.28	1.94	2.3	0.83	1,439,617,660	0.9%	674,611,376	22,116	1,324,079,405	2,899,733,897	132,407,941		14.01		-1,453,247	31/12/2025	0.14 EGP	28/11/2015
32	Madinet Masr For Housing and Development	EGP	6.900	12.93	7.5	6.11	7.5	3.92	1,263,001,346	0.8%	182,894,918	25,404	2,135,000,000	14,731,500,000	2,135,000,000	4.04	14.01	2.17	3,648,073,659	31/12/2025	0.15 EGP	24/05/2025
33	Eastern Company	EGP	38.000	-4.57	41.04	37.26	49.99	26.6	1,249,966,066	0.8%	31,622,837	14,133	3,000,000,000	114,000,000,000	3,000,000,000	28.29	25.64	7.50	4,029,941,000	30/06/2022	2.85 EGP	11/12/2025
34	Gogreen for Agricultural Investment	EGP	1.560	-35.00	2.5	1.35	2.85	0.71	1,190,910,119	0.8%	656,687,666	54,300	1,400,000,000	2,184,000,000	140,000,000	39.03	25.64		55,952,921	31/12/2025		
35	Dice Sport & Casual Wear	EGP	1.750	-12.50	2.02	1.71	3.34	1.45	1,148,595,365	0.7%	612,203,357	34,155	2,679,967,171	4,689,942,549	535,993,434	12.79	9.66		366,553,396	31/12/2025	0.17 EGP	05/06/2025
36	E-finance For Digital and Financial Investments	EGP	22.500	9.22	22.83	20.1	23.7	10.9	1,066,979,762	0.7%	48,833,682	28,704	3,466,666,667	78,000,000,008	1,733,333,334	31.75	13.07		2,456,651,275	31/12/2025	0.17 EGP	30/12/2025
37	Tenth Of Ramadan Pharmaceutical Industries&Diagnostic-Rameda	EGP	5.060	13.20	5.22	4.36	5.22	3.06	1,060,248,231	0.7%	214,577,564	23,926	2,000,000,000	10,120,000,000	500,000,000	32.31	26.05		313,210,576	31/12/2025	0.11 EGP	10/07/2025
38	Arab Developers Holding	EGP	0.203	0.00	0.214	0.194	0.28	0.17	977,893,176	0.6%	4,784,767,763	15,398	13,902,963,390	2,822,301,568	1,390,296,339	29.46	14.01		95,794,652	31/12/2025	0.02 EGP	24/04/2015
39	Cairo Poultry	EGP	38.080	3.65	39.17	33.8	39.17	17	955,355,002	0.6%	26,549,811	24,220	479,001,600	18,240,380,928	479,001,600	6.31	25.64	0.87	2,890,068,750	31/12/2025	0.33 EGP	29/04/2025
40	Juhayna Food Industries	EGP	28.090	-1.40	29.95	26.51	32.94	22.51	834,116,052	0.5%	29,322,562	24,241	1,176,756,353	33,055,085,956	1,176,756,353	17.31	25.64	1.42	1,910,094,835	31/12/2025	0.40 EGP	14/05/2025
41	Ismailia Misr Poultry	EGP	26.320	37.15	27.9	18.8	27.9	8.12	830,275,367	0.5%	38,278,313	16,723	89,856,499	2,365,023,054	359,425,996	51.82	25.64		45,641,409	31/12/2025	0.20 EGP	15/04/2015
42	Arab Cotton Ginning	EGP	9.880	18.32	10.86	8.3	10.86	6.94	823,162,230	0.5%	85,068,182	20,332	264,815,881	2,616,380,904	1,191,671,465	5.10	9.66		512,852,930	30/06/2025	0.25 EGP	24/01/2025
43	Iron And Steel for Mines and Quarries	EGP	7.380	0.14	7.94	7.27	8.1	4.2	819,842,835	0.5%	108,071,715	17,980	976,872,278	7,209,317,412	195,374,456	10.33	13.66	5.69	697,990,071	30/06/2025	0.42 EGP	16/10/2025
44	Misr Beni Suef Cement	EGP	272.960	3.39	295	258.5	302	83	809,133,131	0.5%	2,971,684	21,122	55,022,327	15,018,894,378	550,223,270	3.81	13.31		3,946,364,471	31/12/2025	6.00 EGP	20/07/2025
45	Sinai Cement	EGP	65.050	9.70	72.2	59.6	75	31.67	796,301,250	0.5%	12,081,815	21,410	260,812,477	16,965,851,629	2,608,124,770	7.38	13.31		2,298,246,400	31/12/2025	1.00 EGP	09/04/2015
46	Misr National Steel - Ataqa	EGP	9.450	-7.71	10.72	9.41	12.38	7.75	793,575,948	0.5%	78,414,867	20,003	1,200,000,000	11,340,000,000	600,000,000	368.80	13.66		30,748,416	31/12/2025	5.00 EGP	30/04/2015
47	Bonyan for Development and Trade	EGP	5.480	23.98	5.65	4.32	5.29	3.45	752,452,263	0.5%	153,107,615	25,024	1,704,403,226	9,340,129,678	1,704,403,226	4.67	14.01		2,001,363,173	31/12/2025		

#	Stock Name	CR	Close Price	% Chg.	Max Price	Min Price	Max in 52Wks	Min in 52Wks	EGP Value Traded	% of Total	Volume Traded (Shares)	# of Trades	No. Listed Shares	Market Capital in EGP	Paid Capital in EGP	Trailing P/E	Sector P/E	DY%	EGP Net Profit	Net Profit Date	Last Coupon	Pay Date
48	Six of October Development & Investment (SODIC)	EGP	21.250	-2.12	23.67	20.19	67.04	14.6	743,427,940	0.5%	33,250,012	15,645	1,289,293,586	27,397,488,703	5,157,174,344	6.10	14.01		4,490,485,555	31/12/2025	0.55 EGP	09/06/202
49	Edita Food Industries S.A.E	EGP	28.870	-1.97	29.95	27.49	32.5	12	734,695,842	0.5%	25,726,892	42,636	1,400,027,312	40,418,788,497	280,005,462	15.00	25.64	2.99	2,695,301,670	31/12/2025	0.86 EGP	14/05/202
50	Export Development Bank of Egypt	EGP	18.830	8.22	21.18	17.43	21.18	13.63	733,406,282	0.5%	39,420,103	12,619	1,360,000,000	25,608,800,000	13,600,000,000	4.23	4.67		6,053,155,000	31/12/2025	1.00 EGP	28/10/201
51	ASEC Company For Mining - ASCOM	EGP	47.490	5.51	50.98	43.76	53.85	28.15	716,208,418	0.5%	14,800,932	14,546	50,000,000	2,374,500,000	500,000,000		13.66		-331,823,936	31/12/2024		
52	Cairo Oils & Soap	EGP	1.530	4.79	1.65	1.44	1.68	0.27	696,689,240	0.4%	453,269,739	17,588	624,000,000	954,720,000	312,000,000		25.64		-75,412,763	31/12/2025	0.68 EGP	05/10/200
53	Oriental Weavers	EGP	22.660	-1.26	23.9	21.6	25.11	19.66	683,150,449	0.4%	29,773,896	27,305	665,107,268	15,071,330,693	665,107,268	6.66	9.66	6.62	2,263,399,873	31/12/2025	1.50 EGP	20/05/202
54	Raya Customer Experience	EGP	10.120	8.58	12.02	9.32	12.14	6.55	676,587,257	0.4%	65,631,749	21,559	199,206,202	2,015,966,764	99,603,101	6.22	13.07		323,908,281	31/12/2025	0.85 EGP	12/06/201
55	Copper For Commercial Investment & Real Estate Development	EGP	0.359	14.70	0.37	0.295	1.2	0.274	652,973,831	0.4%	1,910,277,796	21,021	1,576,642,320	566,014,593	236,496,348		25.47		-2,086,472	31/12/2025	2.90 EGP	14/07/201
56	ELSWEDY ELECTRIC	EGP	89.270	2.61	93	86.01	93	62.03	623,614,269	0.4%	6,962,927	24,761	2,140,777,876	191,107,240,991	2,140,777,876	9.96	21.89		19,186,550,057	31/12/2025	1.00 EGP	15/05/202
57	Development & Engineering Consultants	EGP	79.500	-3.05	96	79.25	117.97	45	619,819,050	0.4%	6,888,427	9,995	23,522,400	1,870,030,800	329,313,600		14.01		-140,758,402	31/12/2025	1.00 EGP	26/04/201
58	U Consumer Finance	EGP	12.300	4.24	13.19	11.09	13.19	6.93	617,673,700	0.4%	50,233,137	16,689	2,106,356,523	25,908,185,233	210,635,652	33.89	13.46		764,404,346	31/12/2025		
59	Arabian Cement Company	EGP	55.880	3.96	58.7	52.6	60.4	23.61	617,358,044	0.4%	11,124,822	29,545	378,739,700	21,163,974,436	757,479,400	5.88	13.31	9.56	3,599,690,221	31/12/2025	5.34 EGP	16/04/202
60	Arab Moltaka Investments Co	EGP	8.700	17.57	10.08	7.4	10.08	2.23	611,625,380	0.4%	69,226,023	10,689	510,570,561	4,441,963,881	510,570,561	10.92	13.46	1.15	406,641,437	31/12/2025	0.10 EGP	14/04/202
61	Qatar National Bank	EGP	54.060	8.34	61	50.25	61	26.25	609,505,522	0.4%	10,877,961	13,584	2,154,822,966	116,489,729,542	10,774,114,830	3.87	4.67	3.70	30,065,417,445	31/12/2025	2.00 EGP	12/03/202
62	Mansourah Poultry	EGP	1.600	-1.23	1.78	1.54	3.16	1.37	606,183,060	0.4%	363,666,098	22,408	1,000,000,000	1,600,000,000	200,000,000	1,157.76	25.64		1,381,984	31/12/2025	0.60 EGP	31/05/201
63	Ismailia Development and Real Estate Co	EGP	45.000	17.16	49.6	37.62	49.6	22.32	601,013,364	0.4%	13,592,067	18,886	36,838,250	1,657,721,250	147,353,000	1,261.65	14.01		1,313,930	31/12/2025		
64	Egyptians Housing Development & Reconstruction	EGP	2.250	2.27	2.44	2.2	2.61	0.34	578,622,156	0.4%	249,098,029	13,953	672,000,000	1,512,000,000	336,000,000	20.38	14.01	4.44	74,193,866	31/12/2025	0.10 EGP	16/04/202
65	South Cairo & Giza Mills & Bakeries	EGP	262.830	7.15	315	242.02	343	70	568,002,432	0.4%	1,996,471	15,579	6,000,000	1,576,980,000	30,000,000	259.76	25.64		6,071,000	30/06/2025	2.30 EGP	04/12/201
66	MM Group For Industry And International Trade	EGP	9.090	4.48	10.38	8.71	10.38	6.01	567,882,514	0.4%	60,262,751	25,099	1,888,275,148	17,164,421,095	1,170,730,592	13.29	18.38		1,291,226,239	31/12/2025		
67	Egyptian Transport (EGYTRANS)	EGP	7.930	2.72	8.18	7.37	8.45	5.6	558,982,455	0.4%	71,204,342	15,509	224,949,817	1,783,852,049	224,949,817	13.75	8.51		129,700,580	31/12/2025	0.25 EGP	07/08/202
68	Act Financial	EGP	2.750	-3.17	2.93	2.73	3.42	2.54	557,120,953	0.4%	196,081,876	10,496	1,142,571,282	3,142,071,026	285,642,821	6.33	13.46		496,194,245	31/12/2025	0.18 EGP	20/08/202
69	Ceramic & Porcelain	EGP	22.020	16.38	24.43	18.78	24.43	8.84	538,055,377	0.3%	24,571,219	12,723	50,365,900	1,109,057,118	100,731,800		13.31		-99,221,678	30/06/2025	0.09 EGP	08/11/201
70	Cairo For Investment And Real Estate Developments-CIRA Edu	EGP	26.770	35.41	28.4	19.35	28.4	12	528,047,848	0.3%	20,248,945	12,978	582,790,325	15,601,297,000	233,116,130	50.09	40.80	1.28	311,452,995	31/08/2025	0.34 EGP	30/12/202
71	North Cairo Mills	EGP	131.760	17.43	153	114.02	158.95	37.55	525,664,667	0.3%	3,889,126	15,535	10,700,000	1,409,832,000	107,000,000	21.97	25.64	2.28	64,184,844	30/06/2025	3.00 EGP	06/11/202
72	Cleopatra Hospital Company	EGP	15.120	2.09	16.6	14.58	16.6	7.2	521,826,968	0.3%	33,974,767	24,488	1,449,450,084	21,915,685,270	724,725,042	22.64	26.05		967,866,317	31/12/2025		
73	Electro Cable Egypt	EGP	2.110	-4.52	2.25	2.06	3.36	1.9	519,798,207	0.3%	238,507,936	15,195	3,313,540,373	6,991,570,187	662,708,075	13.97	21.89		500,316,748	31/12/2025	0.05 EGP	18/09/201
74	El Kahera Housing	EGP	1.150	3.60	1.25	1.1	2.85	0.96	500,941,294	0.3%	423,462,506	11,718	1,856,764,556	2,135,279,239	928,382,278	3.57	14.01		598,717,448	31/12/2025	0.25 EGP	28/11/201
75	Alexandria Containers and goods	EGP	29.510	-2.41	31.2	28.4	34.7	20.5	496,014,209	0.3%	16,468,686	19,996	2,979,506,800	87,925,245,668	1,489,753,400	13.27	8.51	3.36	6,627,568,000	30/06/2025	0.99 EGP	14/05/202

#	Stock Name	CR	Close Price	% Chg.	Max Price	Min Price	Max in 52Wks	Min in 52Wks	EGP Value Traded	% of Total	Volume Traded (Shares)	# of Trades	No. Listed Shares	Market Capital in EGP	Paid Capital in EGP	Trailing P/E	Sector P/E	DY%	EGP Net Profit	Net Profit Date	Last Coupon	Pay Date
76	Medical Packaging Company	EGP	1.670	3.09	1.84	1.63	2.02	1.06	487,181,934	0.3%	279,690,090	15,256	655,000,000	1,093,850,000	131,000,000	45.14	26.05		24,230,442	31/12/2025		
77	Gourmet Egypt.Com Foods	EGP	12.370	-1.43	14.14	12.11	15.4	8.5	479,951,514	0.3%	35,970,427	18,931	400,000,000	4,948,000,000	100,000,000	23.43	18.38		211,212,632	31/12/2025		
78	Gulf Canadian Real Estate Investment Co.	EGP	2.410	22.34	2.7	1.96	4.84	1.2	475,148,777	0.3%	211,536,167	11,429	210,000,000	506,100,000	105,000,000		14.01		-219,812	31/12/2025	0.24 EGP	28/04/2019
79	El Shams Housing & Urbanization	EGP	8.310	9.92	8.67	7.58	9.54	6.32	470,547,149	0.3%	57,474,413	12,651	226,875,000	1,885,331,250	226,875,000	11.61	14.01		162,330,200	31/12/2025	0.05 EGP	28/12/2022
80	Egyptian International Pharmaceuticals (EIPICO)	EGP	84.330	-0.73	92.4	83.96	92.4	43.6	448,203,982	0.3%	5,104,937	13,203	168,755,750	14,231,172,398	1,687,557,500	9.76	26.05	4.15	1,457,893,015	31/12/2025	3.50 EGP	30/04/2022
81	Atlas For Investment and Food Industries	EGP	1.760	0.00	1.97	1.65	3.64	1.45	430,800,932	0.3%	240,096,966	13,686	1,151,285,400	2,026,262,304	115,128,540		14.01		-7,323,118	31/12/2025		
82	Taqa Arabia	EGP	13.420	-1.83	14.35	13.07	16.04	10.5	424,662,023	0.3%	30,677,269	14,013	1,352,353,800	18,148,587,996	676,176,900	15.03	18.34		1,207,218,780	31/12/2025		
83	Sharkia National Food	EGP	12.450	1.06	12.79	11.66	12.79	7	420,251,367	0.3%	34,597,344	9,022	163,927,120	2,040,892,644	81,963,560	2,552.42	25.64		799,592	31/12/2025	0.10 EGP	27/04/2019
84	Obour Land For Food Industries	EGP	21.520	-2.49	22.9	21	26.5	17.5	410,618,554	0.3%	18,583,706	16,133	400,000,000	8,608,000,000	400,000,000	10.08	25.64	8.13	854,180,006	31/12/2025	1.75 EGP	26/03/2022
85	Misr Oils & Soap	EGP	278.490	-8.91	335	271	340	68	407,940,618	0.3%	1,300,273	14,179	6,000,000	1,670,940,000	60,000,000	33.32	25.64	0.18	50,152,501	30/06/2025	0.50 EGP	29/01/2022
86	General Company For Land Reclamation,Development & Reconstru	EGP	201.640	-5.82	256.93	195.1	280.36	53.01	398,312,395	0.3%	1,734,455	14,302	6,510,000	1,312,676,400	65,100,000		25.47		-24,864,705	30/06/2025	0.83 EGP	20/10/2009
87	Arab Aluminum	EGP	23.160	11.29	26.12	20.75	26.12	10.5	384,188,473	0.2%	16,281,907	10,966	42,390,300	981,759,348	42,390,300	488.40	13.66		2,010,150	31/12/2025	0.08 EGP	02/06/2022
88	El Arabia for Land Reclamation	EGP	352.360	-11.05	449	346.01	547	76.33	381,055,733	0.2%	952,910	11,636	5,200,000	1,832,272,000	26,000,000	358.69	25.47		5,108,199	30/06/2025	1.92 EGP	20/06/2019
89	The Arab Dairy Products Co. Arab Dairy - Panda	EGP	3.600	-4.00	4.45	3.54	4.45	2.53	374,601,734	0.2%	94,842,420	11,409	500,000,000	1,800,000,000	500,000,000		25.64		-183,171,393	31/12/2025	0.50 EGP	29/04/2019
90	Tycoon Holding Company For Financial Investments	EGP	14.050	3.01	15.55	13.5	169.5	13.5	369,746,248	0.2%	25,479,561	16,383	52,250,000	734,112,500	26,125,000	227.41	13.46		3,228,198	31/12/2025		
91	Egyptian Real Estate Group	EGP	1.320	0.00	1.43	1.27	1.7	0.82	367,359,271	0.2%	269,121,650	9,047	400,000,000	528,000,000	80,000,000		14.01		-39,420,685	31/12/2025	0.50 EGP	20/07/2022
92	Arabia for Investment and Development	EGP	0.615	30.85	0.641	0.466	0.641	0.249	364,514,800	0.2%	650,958,473	11,189	1,558,128,698	958,249,149	171,394,157	341.71	13.46		2,804,242	31/12/2025		
93	Speed Medical	EGP	0.413	4.03	0.427	0.381	0.419	0.3	359,159,357	0.2%	896,795,503	12,073	1,663,716,715	687,115,003	332,743,343		26.05		-98,456,344	31/12/2025		
94	Ismailia National Food Industries	EGP	103.610	6.35	112.5	97.85	139.99	61	344,634,290	0.2%	3,291,895	11,058	20,366,500	2,110,173,065	101,832,500	29.41	25.64		71,762,139	31/12/2025	0.25 EGP	30/04/2022
95	Misr Cement (Qena)	EGP	193.990	2.95	201	187	205.47	27.2	344,310,760	0.2%	1,779,283	14,440	96,000,000	18,623,040,000	960,000,000	7.28	13.31	5.15	2,558,385,461	31/12/2025	10.00 EGP	27/04/2022
96	Canal Shipping Agencies	EGP	31.300	2.29	32.43	30.05	37.79	23.61	343,362,156	0.2%	10,938,710	13,300	300,000,000	9,390,000,000	300,000,000	9.16	8.51	9.27	1,024,880,038	30/06/2025	2.90 EGP	22/12/2022
97	International Agricultural Products	EGP	20.100	-1.23	22.2	19.51	26.5	14.5	343,342,369	0.2%	16,247,821	14,584	497,288,366	9,995,496,157	994,576,732	21.31	18.38		468,995,121	30/06/2025	1.00 EGP	26/10/2022
98	Sharm Dreams Co. for Tourism Investment	EGP	44.930	1.97	46.25	43.15	46.49	15.2	339,492,387	0.2%	7,613,773	3,975	52,985,460	2,380,636,718	529,854,600	10.60	15.35		224,605,000	31/12/2025	0.50 EGP	18/08/2019
99	Arab Real Estate Investment CO.-ALICO	EGP	3.400	-8.60	3.85	3.32	4.12	1.66	338,179,213	0.2%	92,294,907	8,887	246,400,000	837,760,000	246,400,000	145.53	14.01		5,756,663	31/12/2024	14.50 EGP	18/04/2009
100	O B Financial Holding	EGP	0.606	-3.96	0.654	0.6	0.82	0.436	334,407,803	0.2%	528,322,950	9,335	4,626,699,188	2,803,779,708	1,434,276,748	4.79	13.46		585,312,000	31/12/2025		
101	Pioneers Properties For Urban Development - PRE Group	EGP	5.700	13.10	6.09	5.01	6.09	2.71	321,521,879	0.2%	57,619,735	6,799	1,047,150,160	5,968,755,912	4,712,175,720	8.85	14.01		674,303,642	31/12/2025		
102	Arab Valves Company	EGP	8.080	-2.18	9.23	7.71	10.1	3.76	320,667,230	0.2%	36,430,914	8,442	74,942,787	605,537,719	74,942,787	1,358.14	13.31		445,858	31/12/2025	0.10 EGP	15/05/2022
103	El Arabia Engineering Industries	EGP	2.300	-1.29	2.58	2.27	2.77	1.31	313,252,412	0.2%	129,559,482	8,487	222,114,680	510,863,764	83,293,005	78.37	21.89		6,518,374	31/12/2025	0.04 EGP	22/04/2022

#	Stock Name	CR	Close Price	% Chg.	Max Price	Min Price	Max in 52Wks	Min in 52Wks	EGP Value Traded	% of Total	Volume Traded (Shares)	# of Trades	No. Listed Shares	Market Capital in EGP	Paid Capital in EGP	Trailing P/E	Sector P/E	DY%	EGP Net Profit	Net Profit Date	Last Coupon	Pay Date
104	October Pharma	EGP	359.790	4.52	416.5	343.12	416.5	100.15	308,423,074	0.2%	801,294	10,187	12,000,000	4,317,480,000	120,000,000	20.99	26.05		205,723,937	31/12/2025	2.50 EGP	30/05/2025
105	Lecico Egypt	EGP	27.740	6.69	29.29	26.01	29.5	21	306,952,585	0.2%	11,151,572	9,167	80,000,000	2,219,200,000	400,000,000	2.41	13.31		919,390,055	31/12/2024	0.25 EGP	30/04/2025
106	Rubex International for Plastic and Acrylic Manufacturing	EGP	10.160	-11.65	11.69	9.8	13.9	8.07	306,465,980	0.2%	27,485,425	10,603	61,519,946	625,042,651	153,799,865	33.38	13.31		18,723,584	31/12/2024	0.20 EGP	31/05/2025
107	Housing & Development Bank	EGP	143.750	-3.30	151	140	166.9	50.8	305,163,375	0.2%	2,086,478	9,934	531,300,000	76,374,375,000	5,313,000,000	4.08	4.67	5.57	18,714,779,201	31/12/2025	8.00 EGP	09/04/2025
108	Nozha International Hospital	EGP	18.080	-11.98	25.99	17.53	25.99	7	303,425,664	0.2%	13,573,203	18,485	300,000,000	5,424,000,000	300,000,000	31.14	26.05		174,192,974	31/12/2025	0.10 EGP	30/04/2025
109	Natural Gas & Mining Project (Egypt Gas)	EGP	48.310	-0.84	51.9	46.51	51.9	33.03	301,872,633	0.2%	6,112,449	11,372	144,222,343	6,967,381,390	1,442,223,430	21.65	18.34	1.03	321,852,599	31/12/2025	0.50 EGP	06/05/2025
110	Cairo Educational Services	EGP	73.430	15.29	89.99	61.05	89.99	28.7	298,978,320	0.2%	3,854,550	13,604	12,000,000	881,160,000	48,000,000	61.53	40.80	1.91	14,320,483	31/08/2025	1.40 EGP	21/01/2025
111	Misr Hotels	EGP	30.600	11.84	34.3	26.3	35.85	22.06	282,153,329	0.2%	9,054,678	9,481	396,000,000	12,117,600,000	396,000,000	8.72	15.35	4.90	1,389,393,161	30/06/2025	1.50 EGP	01/10/2025
112	International Company For Fertilizers & Chemicals	EGP	15.820	-2.16	16.61	15.01	33.2	13.5	280,633,185	0.2%	17,391,275	9,348	116,775,000	1,847,380,500	233,550,000	8.63	18.38		214,103,796	31/12/2025	0.20 EGP	30/09/2025
113	Contact Financial Holding	EGP	4.520	3.43	4.95	4.34	6.2	3.71	280,274,482	0.2%	59,562,765	10,225	1,196,974,000	5,410,322,480	191,515,840	11.49	13.46		470,857,742	31/12/2025	0.25 EGP	13/04/2025
114	Alexandria Flour Mills	EGP	72.000	5.70	80.89	68	83.8	25.11	279,098,087	0.2%	3,731,090	11,681	32,891,778	2,368,208,016	164,458,890	43.72	25.64	1.04	54,165,000	30/06/2025	0.75 EGP	12/11/2025
115	Misr Duty Free Shops	EGP	51.630	61.50	65.6	31.9	65.6	25	274,460,954	0.2%	5,201,621	14,616	93,750,000	4,840,312,500	93,750,000	12.06	18.38	6.46	401,297,728	30/06/2025	3.34 EGP	30/09/2025
116	Delta Sugar	EGP	48.530	-0.98	52.9	47	55.49	43.5	272,733,444	0.2%	5,427,606	11,666	142,198,075	6,900,872,580	710,990,375		25.64		-526,127,247	31/12/2025	5.00 EGP	26/12/2025
117	Pyramisa Hotels	EGP	212.200	1.15	233	201.5	233	105	272,346,993	0.2%	1,261,084	6,681	25,350,000	5,379,270,000	507,000,000	6.27	15.35	1.89	858,086,616	31/12/2025	4.00 EGP	13/05/2025
118	Al Baraka Bank Egypt	EGP	22.950	2.82	25.1	21.8	25.1	10.75	272,070,283	0.2%	11,631,811	12,743	727,139,130	16,687,843,034	5,089,973,910	4.17	4.67	4.79	4,003,261,000	31/12/2025	1.10 EGP	16/04/2025
119	El Nasr Clothes & Textiles (Kabo)	EGP	6.240	2.63	6.3	5.92	7.3	4.63	271,788,055	0.2%	44,604,344	7,033	564,693,841	3,523,689,568	564,693,841	22.85	9.66		154,203,977	30/06/2025	2.00 EGP	29/05/2000
120	El Ahli Investment and Development	EGP	41.610	17.64	44.6	35.5	44.6	23.9	269,201,434	0.2%	6,650,892	7,986	18,000,000	748,980,000	180,000,000	23.07	13.46		32,468,709	31/12/2024	1.70 EGP	04/04/1990
121	Elsaeed Contracting& Real Estate Investment Company SCCD	EGP	1.320	-2.94	1.43	1.3	1.63	0.83	254,882,266	0.2%	184,781,553	5,446	725,231,685	957,305,824	725,231,685	10.31	14.01		92,887,233	31/12/2025	0.10 EGP	23/11/2025
122	M.B Engineering	EGP	3.730	5.67	4.23	3.54	4.99	2.03	254,231,208	0.2%	64,811,651	9,841	202,544,221	755,489,944	101,272,111	22.28	21.89		33,912,188	31/12/2025		
123	Egyptian Media Production City	EGP	31.100	1.47	33	30.01	37.19	19.9	249,295,367	0.2%	7,913,754	5,712	189,630,000	5,897,493,000	1,896,300,000	7.53	13.07		783,568,936	31/12/2025	0.50 EGP	31/07/2025
124	Kafr El Zayat Pesticides	EGP	10.350	0.88	11.6	10.3	14.59	8.8	246,262,341	0.2%	22,456,127	8,259	240,089,400	2,484,925,290	240,089,400	9.35	13.66	4.35	265,693,830	31/12/2024	0.45 EGP	30/09/2025
125	The Arab Ceramic CO.- Ceramica Remas	EGP	1.150	0.00	1.23	1.13	2	0.93	241,712,336	0.2%	204,873,744	6,452	1,078,125,000	1,239,843,750	269,531,250	33.00	13.31		37,567,318	31/12/2025	0.03 EGP	24/04/2025
126	Samad Misr -EGYFERT	EGP	208.060	3.89	239.9	200.04	259.99	95	237,982,896	0.2%	1,104,219	8,846	9,600,000	1,997,376,000	48,000,000	31.57	18.38	1.84	63,258,371	31/12/2025	3.84 EGP	30/04/2025
127	Aspire Capital Holding For Financial Investments	EGP	0.310	3.68	0.32	0.295	0.352	0.24	237,827,492	0.2%	772,872,838	7,087	2,000,000,000	620,000,000	400,000,000	9.13	13.46		67,881,004	31/12/2024	0.05 EGP	11/05/2025
128	Wadi Kom Ombo Land Reclamation	EGP	293.010	-11.21	364.6	290	364.6	99	235,385,472	0.2%	712,926	8,798	5,600,000	1,640,856,000	28,000,000	38.06	25.47	5.14	43,114,007	30/06/2024	15.07 EGP	30/12/2025
129	The Egyptian Modern Education Systems	EGP	0.718	-12.44	0.843	0.675	0.989	0.378	234,515,406	0.2%	296,617,317	9,926	1,005,000,000	721,590,000	100,500,000	145.82	40.80		4,948,625	30/06/2025		
130	General Silos & Storage	EGP	255.150	-5.11	277.77	254.1	347.99	152.2	232,431,844	0.1%	865,265	6,351	17,500,000	4,465,125,000	175,000,000	21.67	25.64	1.67	206,020,691	30/06/2024	4.25 EGP	21/12/2025
131	National Housing for Professional Syndicates	EGP	68.660	-10.30	80	67.56	107.9	44	229,877,593	0.1%	3,190,235	7,664	16,000,000	1,098,560,000	160,000,000	18.68	14.01		58,808,023	31/12/2025	7.50 EGP	29/12/2025

#	Stock Name	CR	Close Price	% Chg.	Max Price	Min Price	Max in 52Wks	Min in 52Wks	EGP Value Traded	% of Total	Volume Traded (Shares)	# of Trades	No. Listed Shares	Market Capital in EGP	Paid Capital in EGP	Trailing P/E	Sector P/E	DY%	EGP Net Profit	Net Profit Date	Last Coupon	Pay Date
132	Sues Canal Company For Technology Settling	EGP	633.560	-3.86	709	590.01	829.02	112.6	229,353,739	0.1%	347,805	11,646	90,900,000	57,590,604,000	909,000,000	31.92	40.80	0.16	1,804,409,000	31/08/2025	1.01 EGP	31/12/2025
133	Alexandria New Medical Center	EGP	52.300	-6.39	65.87	52.3	67	19.1	228,873,930	0.1%	3,973,798	15,803	124,581,600	6,515,617,680	124,581,600	118.37	26.05		55,042,560	31/12/2025	0.80 EGP	15/06/2025
134	Suez Canal Bank S.A.E	EGP	35.500	7.12	38	33	53.79	21.6	227,886,874	0.1%	6,526,138	8,410	1,000,000,000	35,500,000,000	10,000,000,000	5.53	4.67		6,421,407,000	31/12/2025	1.00 EGP	23/04/2025
135	Tanmiya for Real Estate Investment	EGP	4.790	0.00	5.99	4.64	5.99	2.6	225,173,858	0.1%	43,090,181	9,452	145,500,000	696,945,000	145,500,000	18.67	14.01		37,332,561	31/12/2025		
136	Rowad Tourism (Al Rowad)	EGP	32.760	-6.98	36.69	32.66	38.01	23.14	225,107,025	0.1%	6,552,261	6,221	17,311,800	567,134,568	173,118,000	12.60	15.35		45,023,874	31/12/2025	1.50 EGP	03/06/2025
137	Credit Agricole Egypt	EGP	23.490	-4.08	24.8	23.31	28.49	16	225,090,085	0.1%	9,364,719	12,554	1,250,000,000	29,362,500,000	5,000,000,000	4.22	4.67	14.15	6,960,041,000	31/12/2025	3.32 EGP	22/04/2025
138	Golden Textiles & Clothes Wool	EGP	48.210	3.68	59.79	47.61	59.79	24	224,458,271	0.1%	4,196,044	6,332	14,283,363	688,600,930	142,833,630	6.21	9.66		110,891,091	31/12/2025	0.50 EGP	15/08/2025
139	Taaleem Management Services	EGP	15.520	0.00	17.27	15.12	18.7	10.05	224,154,160	0.1%	13,633,512	6,898	734,037,191	11,392,257,204	734,037,191	19.65	40.80		579,636,114	31/08/2025		
140	El Obour Real Estate Investment	EGP	34.840	-6.17	40.84	34.71	45.75	8.36	223,931,348	0.1%	5,827,449	7,342	40,000,000	1,393,600,000	200,000,000	28.26	14.01		49,317,233	31/12/2025	0.30 EGP	31/08/2025
141	Sabaa International Company for Pharmaceutical and Chemical	EGP	3.520	0.57	3.8	3.4	4.9	1.19	221,053,427	0.1%	60,993,857	9,566	250,000,000	880,000,000	100,000,000		26.05		-18,038,915	31/12/2024		
142	Al Khair River For Development Agricultural Investment&Envir	EGP	0.344	-3.37	0.358	0.335	0.74	0.335	215,258,007	0.1%	617,374,301	10,476	2,000,000,000	688,000,000	200,000,000	12.30	25.64		55,944,133	31/12/2025		
143	Egypt for Poultry	EGP	9.020	-2.17	9.9	8.56	12.25	4.4	213,758,361	0.1%	22,872,706	9,484	42,570,000	383,981,400	85,140,000		25.64		-10,776,159	31/12/2025	0.25 EGP	15/08/2025
144	Arabia Investments Holding	EGP	0.341	0.89	0.368	0.336	0.8	0.264	199,063,363	0.1%	565,331,952	8,478	1,558,128,698	531,321,886	296,044,453		13.46		-214,436,987	31/12/2025	0.20 EGP	30/01/2025
145	B Investments Holding	EGP	43.500	8.91	45	38	45.89	22.7	192,152,735	0.1%	4,597,772	8,377	218,362,786	9,498,781,191	1,091,813,930	14.52	13.46		654,122,351	31/12/2025	0.03 USD	24/06/2025
146	Engineering Industries (ICON)	EGP	32.810	-3.73	35.86	32.31	39.77	21	190,594,626	0.1%	5,557,023	7,383	145,500,000	4,773,855,000	582,000,000	4.51	25.47		1,059,539,297	31/12/2025	1.25 EGP	08/05/2025
147	Gadwa For Industrial Development	EGP	0.778	-4.66	0.842	0.766	8.17	0.733	176,731,694	0.1%	218,315,727	6,953	5,391,194,685	4,194,349,465	2,048,653,980	8.33	21.89		503,377,819	31/12/2025		
148	Prime Holding	EGP	2.260	9.18	2.35	2.05	2.45	0.85	171,208,039	0.1%	76,740,683	6,276	350,000,000	791,000,000	350,000,000	7.29	13.46		108,448,274	31/12/2025	0.30 EGP	17/04/2025
149	Nasr Company for Civil Works	EGP	5.300	-2.57	5.78	5.13	9.35	3.52	170,955,470	0.1%	31,155,048	8,391	210,000,000	1,113,000,000	210,000,000	18.44	25.47		60,347,386	31/12/2025	0.50 EGP	29/04/2025
150	AJWA for Food Industries company Egypt	EGP	132.920	1.10	139.5	130.01	155.5	92.55	167,212,982	0.1%	1,245,046	4,046	20,095,300	2,671,067,276	200,953,000	245.55	25.64		10,877,969	31/12/2024	2.50 EGP	17/05/1999
151	ODIN Investments	EGP	1.910	-1.04	2.07	1.89	2.37	1.32	165,631,487	0.1%	83,776,795	4,444	600,000,000	1,146,000,000	150,000,000	9.87	13.46	3.93	116,085,888	30/06/2025	0.08 EGP	22/04/2025
152	Industrial & Engineering Enterprises Co.	EGP	0.439	-1.35	0.468	0.428	0.545	0.275	165,599,469	0.1%	365,535,106	7,387	1,458,000,000	640,062,000	291,600,000	24.28	25.47		26,357,293	31/12/2025	1.50 EGP	11/02/2025
153	Grand Investment Capital	EGP	58.940	11.48	60.95	53	60.95	11.62	162,653,364	0.1%	2,820,966	4,345	7,800,000	459,732,000	39,000,000	40.42	13.46		11,374,441	31/03/2025	0.20 Piaster	27/06/2019
154	Premium HealthCare Group	EGP	0.090	-5.26	0.095	0.088	0.132	0.07	160,145,162	0.1%	1,764,801,895	8,572	23,630,397,700	2,126,735,793	2,363,039,770	252.77	26.05		8,413,824	31/12/2023		
155	Naeem Real Estate Holding Group	EGP	9.470	0.32	10.58	9.3	10.58	6.2	160,132,223	0.1%	16,016,550	4,937	127,745,048	1,209,745,605	638,725,240	9.46	14.01		127,871,659	31/12/2025		
156	GPI For Urban Growth	EGP	0.861	0.12	0.9	0.801	0.919	0.218	152,238,947	0.1%	176,602,931	5,010	1,636,363,630	1,408,909,085	163,636,363	79.59	25.47		17,701,144	31/12/2025	0.08 EGP	10/08/2025
157	Mena Touristic & Real Estate Investment	EGP	6.370	10.21	6.8	5.62	6.8	3.94	151,429,459	0.1%	24,217,521	5,201	241,921,635	1,541,040,815	241,921,635		14.01		-25,260,993	31/12/2025	1.25 EGP	03/05/2025
158	Glaxo Smith Kline	EGP	72.130	6.06	79.99	68.01	81.5	34.34	150,696,099	0.1%	2,024,625	6,575	83,514,200	6,023,879,246	835,142,000	28.25	26.05	1.39	213,235,741	31/12/2025	1.00 EGP	14/01/2025
159	Egyptian Iron & Steel	EGP	32.540	-3.93	35.08	31.83	49.37	22.05	147,124,290	0.1%	4,442,214	7,285	976,872,278	31,787,423,926	1,758,370,100		13.66		-646,923,187	30/06/2021	0.40 EGP	20/11/2009

#	Stock Name	CR	Close Price	% Chg.	Max Price	Min Price	Max in 52Wks	Min in 52Wks	EGP Value Traded	% of Total	Volume Traded (Shares)	# of Trades	No. Listed Shares	Market Capital in EGP	Paid Capital in EGP	Trailing P/E	Sector P/E	DY%	EGP Net Profit	Net Profit Date	Last Coupon	Pay Date
160	Al Tawfeek Leasing Company-A.T.LEASE	EGP	4.830	4.32	5.44	4.64	5.68	3.3	145,416,210	0.1%	28,420,394	5,532	400,000,000	1,932,000,000	1,000,000,000	7.14	13.46	7.18	270,604,977	31/12/2025	0.35 EGP	15/04/2025
161	Cairo Pharmaceuticals	EGP	347.780	9.21	383	315.1	383	160	145,121,699	0.1%	410,730	6,798	14,934,375	5,193,876,938	149,343,750	11.71	26.05	4.81	443,721,265	30/06/2025	16.74 EGP	16/11/2025
162	Extracted Oils	EGP	8.600	-7.73	9.7	8.43	10.32	3.11	143,874,344	0.1%	15,481,000	7,341	200,000,000	1,720,000,000	200,000,000	670.83	25.64		2,564,000	30/06/2025	0.05 EGP	09/04/2025
163	A Capital Holding	EGP	8.490	11.56	9.47	7.53	10	2.63	141,556,704	0.1%	16,904,389	8,973	731,259,771	6,208,395,456	219,377,931	8.65	14.01		717,939,801	31/12/2025		
164	Middle Egypt Flour Mills	EGP	106.170	3.51	119.9	97.1	138	51.72	140,007,226	0.1%	1,252,165	6,418	14,722,935	1,563,134,009	147,229,350	11.16	25.64	4.71	140,112,324	30/06/2025	5.00 EGP	06/11/2025
165	Misr Chemical Industries	EGP	35.460	0.06	38	34.96	39.39	25	138,346,567	0.1%	3,832,745	8,799	109,687,500	3,889,518,750	438,750,000	6.83	13.66	11.28	569,747,000	30/06/2025	4.00 EGP	06/11/2025
166	Universal For Paper and Packaging Materials (Unipack)	EGP	0.285	-0.70	0.3	0.282	1.44	0.231	135,710,683	0.1%	466,527,584	5,725	2,291,442,606	653,061,143	229,144,261	50.06	21.43		13,045,758	31/12/2025	0.01 EGP	20/06/2025
167	Arab Pharmaceuticals	EGP	214.980	17.28	225	183.51	249.98	98.15	135,500,995	0.1%	646,039	6,054	12,000,000	2,579,760,000	120,000,000	11.32	26.05	3.88	227,858,000	30/06/2025	8.33 EGP	30/10/2025
168	Maridive & oil services	USD	0.465	5.92	0.475	0.438	0.51	0.243	135,074,057	0.1%	5,574,545	1,740	470,255,740	11,439,839,438	9,840,722,097	9.98	6.40		1,146,172,371	31/12/2024	0.06 USD	31/05/2019
169	Egyptian Gulf Bank	USD	0.455	19.74	0.474	0.378	0.474	0.247	134,695,431	0.1%	5,744,917	1,790	510,106,066	12,142,406,152	26,686,606,928	2.90	4.67		4,188,531,419	31/12/2025	0.59 EGP	19/06/2025
170	FERCHEM MISR CO. FOR FERTILLIZERS & CHEMICALS	EGP	77.650	-4.17	83	77	101	54.73	124,557,016	0.1%	1,545,481	6,108	400,000,000	31,060,000,000	800,000,000	14.22	13.66		2,184,285,878	31/12/2025	6.04 EGP	16/10/2025
171	Delta For Printing & Packaging	EGP	129.920	-10.03	147.47	121	152.9	66.54	122,815,954	0.1%	915,637	5,957	5,600,000	727,552,000	28,000,000	9.90	21.89	7.70	73,492,218	31/12/2025	10.00 EGP	07/05/2025
172	United Housing & Development	EGP	12.920	24.11	14.4	10.31	14.4	6.85	121,953,511	0.1%	9,475,714	5,036	235,423,613	3,041,673,080	294,279,516	13.81	14.01	0.97	220,291,703	31/12/2025	0.13 EGP	14/05/2025
173	Subscription Rights Of South Valley Cement -1	EGP	2.060	-23.99	5.8	1.87	5.8	0.89	116,691,950	0.1%	36,471,452	11,680	482,256,840	993,449,090	554,595,366		13.31					
174	Egyptian Gulf Marseilia For Real Estate Investment	EGP	5.160	13.66	5.17	4.44	5.17	2.48	114,741,061	0.1%	24,437,842	4,847	207,648,000	1,071,463,680	103,824,000		14.01		-15,962,137	31/12/2024	0.10 EGP	04/10/2025
175	International Co For Investment & Development	EGP	5.040	14.55	5.07	4.3	4.99	2.77	113,070,839	0.1%	23,865,054	3,587	100,000,000	504,000,000	100,000,000	38.00	14.01		13,263,231	31/12/2025	0.70 EGP	25/05/2009
176	Alexandria Pharmaceuticals	EGP	1,127.420	23.87	1,239	910	1,239	400.02	112,717,590	0.1%	100,571	5,849	5,000,000	5,637,100,000	50,000,000	14.41	26.05	5.58	391,169,830	30/06/2025	62.95 EGP	06/11/2025
177	Lotus For Agricultural Investments And Development	EGP	0.552	-0.54	0.589	0.541	0.68	0.413	104,336,569	0.1%	184,623,897	5,383	1,050,000,000	579,600,000	105,000,000	71.26	25.64		8,133,359	31/12/2025		
178	Remco for Touristic Villages Construction	EGP	3.760	-7.62	4.4	3.75	4.64	3.06	103,370,186	0.1%	25,418,675	4,395	246,797,813	927,959,777	2,467,978,130	0.33	15.35		2,810,705,840	31/12/2024	1.25 EGP	07/08/2009
179	Gharbia Islamic Housing Development	EGP	40.000	-0.52	44.5	39.1	57.13	23.1	97,041,097	0.1%	2,303,513	4,177	5,625,000	225,000,000	22,500,000	40.55	14.01		5,549,285	31/12/2025	0.20 EGP	13/06/2019
180	Minapharm Pharmaceuticals	EGP	651.800	-2.42	772	640	772	170	93,448,047	0.1%	133,421	4,201	11,780,940	7,678,816,692	117,809,400	47.66	26.05	0.40	161,109,433	31/12/2024	2.50 EGP	17/08/2025
181	Alexandria Spinning & Weaving (SPINALEX)	EGP	14.390	0.98	15.2	13.69	15.38	9	91,272,971	0.1%	6,264,185	2,621	360,720,911	5,190,773,909	721,441,822		9.66		-13,611,758	30/06/2025	0.05 EGP	14/12/2025
182	Subscription Rights Of Alexandria New Medical Center -2	EGP	43.510	7.04	59	40.65	59	40	88,365,467	0.1%	1,857,376	6,947	120,000,000	5,221,200,000	3,760,800,000		26.05					
183	El Kahera El Watania Investment	EGP	69.550	-10.35	90	69	109	22.52	87,342,933	0.1%	1,119,627	4,607	10,500,000	730,275,000	105,000,000	17.24	13.46		42,361,498	31/12/2025	0.50 EGP	26/04/2019
184	El Ezz Porcelain (Gemma)	EGP	30.360	6.53	31.33	28.54	37	22.24	86,393,405	0.1%	2,893,159	3,375	53,342,513	1,619,478,695	266,712,565		13.31		-88,788,290	31/12/2025	0.90 EGP	20/04/2025
185	Egyptian Financial & Industrial	EGP	209.160	-2.18	219.1	195.25	283	153	85,932,518	0.1%	404,031	1,959	100,000,000	20,916,000,000	1,000,000,000	25.52	13.66	0.96	819,752,000	31/12/2025	2.00 EGP	30/04/2025
186	CI Capital Holding For Financial Investments	EGP	12.550	12.15	13.47	10.9	13.47	5.43	80,931,232	0.1%	6,578,687	2,989	1,000,000,000	12,550,000,000	1,000,000,000	8.28	13.46		1,515,786,644	31/12/2025	0.70 EGP	29/05/2025

#	Stock Name	CR	Close Price	% Chg.	Max Price	Min Price	Max in 52Wks	Min in 52Wks	EGP Value Traded	% of Total	Volume Traded (Shares)	# of Trades	No. Listed Shares	Market Capital in EGP	Paid Capital in EGP	Trailing P/E	Sector P/E	DY%	EGP Net Profit	Net Profit Date	Last Coupon	Pay Date
187	The United Bank	EGP	13.590	-0.59	14.35	13.58	19.08	12.4	75,969,469	0.0%	5,471,857	3,801	1,100,000,000	14,949,000,000	5,500,000,000	6.15	4.67		2,431,285,000	31/12/2025	0.75 EGP	18/06/2025
188	Digitize for Investment And Technology	EGP	2.640	-8.65	2.92	2.55	8.97	2.55	68,308,677	0.0%	25,112,761	5,164	108,000,000	285,120,000	108,000,000	10.95	13.07		26,045,378	31/12/2024		
189	National Printing	EGP	25.320	9.47	29	22.1	29	18	67,674,792	0.0%	2,637,225	2,358	215,338,669	5,452,375,099	215,338,669	13.53	21.43		403,027,663	31/12/2025		
190	Giza General Contracting	EGP	0.396	-6.16	0.426	0.389	0.67	0.351	61,148,703	0.0%	149,079,160	3,860	2,164,070,000	856,971,720	432,814,000	6.08	25.47		140,950,518	31/12/2025	0.60 EGP	12/02/2000
191	Mohandes Insurance	EGP	25.270	0.96	26.49	23.13	33.77	17	54,783,419	0.0%	2,175,822	1,905	260,000,000	6,570,200,000	650,000,000	33.62	13.46		195,399,220	30/06/2025	0.39 EGP	20/01/2025
192	Catalyst Partners Middle East ?CPME	EGP	19.950	-9.28	25	17	25	10	52,766,702	0.0%	2,392,849	313	301,901,933	6,022,943,563	3,019,019,330		13.46					
193	El Wadi For International and Investement Development	EGP	2.030	12.15	2.04	1.79	1.95	1.02	48,613,612	0.0%	25,710,438	1,202	182,000,000	369,460,000	182,000,000		15.35		-13,906,073	31/12/2024	0.44 EGP	02/06/2019
194	Arabian Food Industries DOMTY	EGP	25.450	1.68	26.49	24.5	27.5	18.05	38,501,871	0.0%	1,504,212	2,414	282,608,695	7,192,391,288	56,521,739	44.60	25.64		161,266,829	31/12/2025	0.85 EGP	26/05/2025
195	Upper Egypt Flour Mills	EGP	472.840	-5.52	530	455.6	748.99	253	34,615,832	0.0%	69,412	2,074	7,000,000	3,309,880,000	70,000,000	11.88	25.64	4.23	278,495,356	30/06/2025	20.00 EGP	11/12/2025
196	Egyptian Arabian(Themar)Comp. For Securities&Bonds Brok. EAC	EGP	4.820	-5.49	5.28	4.61	5.4	2.65	31,739,298	0.0%	6,348,477	2,456	100,000,000	482,000,000	80,000,000	19.67	13.46		24,507,617	31/12/2025	0.05 EGP	13/05/2025
197	Naeem Holding	USD	0.103	0.00	0.107	0.101	0.136	0.1	27,693,121	0.0%	4,997,702	488	350,414,638	1,888,218,878	12,832,555,483		13.46		-2,320,061,652	31/12/2025	0.07 USD	28/04/2019
198	Osool ESB Securities Brokerage	EGP	1.670	-10.22	1.89	1.64	2.29	0.8	27,082,525	0.0%	15,057,480	1,795	522,663,550	872,848,129	52,266,355	52.03	13.46		16,774,936	31/12/2025	0.38 EGP	24/11/2019
199	ARAB POLVARA SPINNING & WEAVING CO.	EGP	8.880	1.37	9.38	8.62	11.65	7.52	22,734,539	0.0%	2,539,486	1,917	93,686,560	831,936,653	468,432,800		9.66		-46,947,449	31/12/2025	0.23 EGP	10/05/2000
200	Certificates of Odin Egyptian Equity Investment Fund-KASAB	EGP	3.700	1.09	3.85	3.52	8.07	1.2	20,684,741	0.0%	5,661,233	1,453	20,184,548	74,682,828	20,184,548	7.14	13.46		10,458,183	31/12/2025		
201	East Delta Flour Mills	EGP	330.200	1.13	378	320.2	470	225.1	20,160,607	0.0%	58,619	1,504	6,000,000	1,981,200,000	60,000,000	8.38	25.64	6.97	236,371,000	30/06/2025	23.00 EGP	09/11/2025
202	Egyptian Satellites (NileSat)	USD	9.100	8.08	9.19	8.3	9.19	6.39	16,842,721	0.0%	35,496	499	37,324,984	17,769,446,221	9,763,431,990	5.18	13.07	7.14	3,432,042,456	31/12/2025	0.65 USD	20/05/2025
203	Northern Upper Egypt Development & Agricultural Production	EGP	2.730	-10.20	3.03	2.65	4.08	2.11	14,532,031	0.0%	5,186,698	1,789	63,496,550	173,345,582	63,496,550		25.64		-12,160,526	31/12/2025		
204	Middle & West Delta Flour Mills	EGP	543.320	0.13	570	530.26	580	331.11	14,101,749	0.0%	25,680	909	7,500,000	4,074,900,000	75,000,000	9.59	25.64	6.63	424,847,000	30/06/2025	36.00 EGP	29/10/2025
205	El Ahram Co. For Printing And Packing	EGP	12.510	-1.96	13.6	12.01	14.39	7.41	12,138,333	0.0%	955,566	882	8,320,000	104,083,200	41,600,000		21.43		-96,763,495	31/12/2025	0.25 EGP	11/08/2019
206	El Nasr For Manufacturing Agricultural Crops	EGP	39.270	4.94	42.79	37.62	51.7	31.03	7,498,412	0.0%	187,833	687	7,865,428	308,875,358	78,654,280		25.64		-2,337,318	31/03/2025		
207	Rakta Paper Manufacturing	EGP	23.080	-8.27	26.1	22.1	29.85	19.2	5,788,038	0.0%	239,250	552	30,000,000	692,400,000	150,000,000		21.43		-51,764,576	30/06/2023	0.25 EGP	31/12/2000
208	GMC GROUP FOR INDUSTRIAL COMMERCIAL & FINANCIAL INVESTMENTS	EGP	1.760	0.00	1.8	1.67	2.26	1.05	5,666,784	0.0%	3,291,024	847	41,616,333	73,244,746	83,232,666		18.38		-47,507,258	31/12/2024		
209	Egyptians Real Estate Fund Certificates	EGP	13.160	-2.52	13.5	12.75	16.38	8.06	4,066,978	0.0%	310,018	635	18,003,720	236,928,955	180,037,200	5.26	13.46		45,011,340	31/12/2025		
210	Concrete Fashion Group For Commercial& Industrial Investment	USD	0.106	-2.75	0.109	0.105	0.147	0.088	2,954,400	0.0%	521,991	135	470,250,000	2,607,759,525	1,722,105,347	5.88	9.66		443,485,588	31/01/2024	0.01 USD	04/02/2019
211	El Orouba Securities Brokerage	EGP	1.410	5.22	1.54	1.34	1.54	1.04	2,481,426	0.0%	1,692,086	902	29,500,000	41,595,000	29,500,000	14.74	13.46		2,821,892	31/12/2025	0.09 EGP	22/02/2019

#	Stock Name	CR	Close Price	% Chg.	Max Price	Min Price	Max in 52Wks	Min in 52Wks	EGP Value Traded	% of Total	Volume Traded (Shares)	# of Trades	No. Listed Shares	Market Capital in EGP	Paid Capital in EGP	Trailing P/E	Sector P/E	DY%	EGP Net Profit	Net Profit Date	Last Coupon	Pay Date
212	GTEX For Commercial And Industrial	USD	0.035	6.06	0.035	0.033	0.039	0.031	1,656,905	0.0%	918,712	77	470,250,000	861,052,673	885,654,178	8.14	9.66		105,820,529	31/01/2026		
213	TransOceans Tours	USD	0.034	0.00	0.035	0.033	0.039	0.03	543,687	0.0%	305,780	52	100,000,000	177,873,720	523,158,000	12.20	15.35		14,584,273	31/12/2025	0.00 USD	14/10/201
214	Marsa Marsa Alam For Tourism Development	EGP	3.370	0.00	3.53	3.53	3.53	2.2	47,366	0.0%	13,418	4	50,000,000	168,500,000	50,000,000	555.67	15.35		303,236	31/12/2025		
215	National Drilling	USD	4.690	0.00	5.62	5.62			30,209	0.0%	100	4	5,000,000	1,226,805,510	418,526,400	2.36	6.40		520,624,032	31/12/2025		
216	Golden Pyramids Plaza	USD	1.400	0.00	1.33	1.33	1.48	0.89	28,429	0.0%	400	1	577,591,386	42,304,017,604	30,217,155,432	26.15	15.35		1,617,806,527	31/12/2024	0.10 USD	28/06/201
217	Delta Insurance	EGP	11.380	0.00	13.65	13.65	17.07	13.65	41	0.0%	3	1	125,000,000	1,422,500,000	500,000,000	1.60	13.46		888,091,436	31/12/2025	2.00 EGP	22/06/202

- Main Market Companies with more than one ISIN

Stock Name	CR	No. Listed Shares	Paid Capital in EGP	Market Capital in EGP	EGP Net Profit	Net Profit Date	Last Coupon	Pay Date	Trailing P/E	Sector P/E	DY %
Faisal Islamic Bank of Egypt - In EGP	EGP	637,845,023	25,100,604,191	29,809,252,558	4,679,155,000	31/12/2025	1.91 EGP	16/04/2026	5.09	4.67	5.11
Faisal Islamic Bank of Egypt - In US Dollars	USD	637,845,023	25,100,604,191	29,809,252,558	4,679,155,000	31/12/2025	0.04 USD	16/04/2026	7.07	4.67	4.03
Saudi Egyptian Investment & Finance	EGP	5,000,000	529,858,000	572,825,025	45,250,788	31/12/2025	2.00 EGP	03/05/2026	19.83	13.46	1.11
Saudi Egyptian Investment & Finance \$	USD	5,000,000	529,858,000	572,825,025	45,250,788	31/12/2025	0.04 USD	03/05/2026	5.49	13.46	4.00
Valmore Holding-EGP	EGP	1,183,229,551	12,251,232,404	38,854,039,432	9,731,565,023	31/12/2025	2.37 EGP	29/04/2026	3.51	13.46	8.22
Valmore Holding	USD	1,183,229,551	12,251,232,404	38,854,039,432	9,731,565,023	31/12/2025	0.04 USD	29/04/2025	4.20	13.46	
QALAA For Financial Investments	EGP	4,226,464,000	21,132,320,000	21,518,296,734	8,188,398,000	31/12/2024			2.01	13.46	
QALA For Financial Investments - Preferred Shares	EGP	4,226,464,000	21,132,320,000	21,518,296,734	8,188,398,000	31/12/2024			0.62	13.46	

- Main Market Traded Companies that have more than one ISIN

Stock Name	CR	Open Price	Max Price	Min Price	Max in 52Wks	Min in 52Wks	Close Price	% Chg.	EGP Value Traded	% of Total	Volume Traded (Shares)	# of Trades
Faisal Islamic Bank of Egypt - In EGP	EGP	33.330	38.48	33	38.48	26.01	37.320	11.97	132,609,673	0.8%	3,711,072	5,708
Faisal Islamic Bank of Egypt - In US Dollars	USD	0.980	1	0.966	1.04	0.95	0.992	1.22	47,682,191	0.3%	907,609	592
Saudi Egyptian Investment & Finance	EGP	194.210	207.99	173.35	214	70	179.430	-7.61	95,240,749	0.6%	503,840	3,599
Valmore Holding-EGP	EGP	33.400	33.65	28.76	35.3	22.7	28.850	-13.62	1,349,885,348	8.6%	43,005,724	34,105
Valmore Holding	USD	0.690	0.69	0.659	0.737	0.63	0.660	-4.35	213,249,290	1.4%	5,938,015	2,872
QALAA For Financial Investments	EGP	4.730	5.66	4.47	5.66	2.2	5.120	8.25	13,850,831,510	88.3%	2,759,074,074	71,208



Annex (6)

- Treasury Bonds

#	ISIN	Bond Name	CR	Issue Date	Maturity Date	Coupons	CP Rate %	EGP Issue Size	Weighted Average Current Yield %	Weighted Average YTM %	Average Clean Price %	Last Clean Price %	Last Gross Price	No. of Trades	Value Traded	Last Trade Date
1	EGBGR04731F8	Treasury Bonds 16 May 2026	EGP	16/05/2023	16/05/2026	1	23	7,500,000,000					1,000.00			
2	EGBGR04741V4	Treasury Bonds 23 May 2026 Variable Return	EGP	23/05/2023	23/05/2026	4	24.9	50,000,000					1,000.00			
3	EGBGR04651V5	Treasury Bonds 06 June 2026 Variable Return	EGP	06/06/2023	06/06/2026	4	24.9	50,000,000					1,000.00			
4	EGBGR04751F6	Treasury Bonds 27 June 2026	EGP	27/06/2023	27/06/2026	1	21.7	10,884,797,000					1,000.00			
5	EGBGR03241F9	Treasury Bonds 29 June 2026	EGP	29/06/2021	29/06/2026	2	14.562	4,950,000,000					1,000.00			
6	EGBGR05751F5	Treasury Bonds 02 July 2026	EGP	02/07/2024	02/07/2026	1	24.7	700,000,000					1,000.00			
7	EGBGR01841F8	Treasury Bonds 05 July 2026	EGP	05/07/2016	05/07/2026	2	17.15	10,247,049,000				99.77	1,035.60			26/03/2025
8	EGBGR03361F5	Treasury Bonds 06 July 2026	EGP	06/07/2021	06/07/2026	2	14.563	16,817,320,000				97.04	990.96			26/02/2026
9	EGBGR04771F4	Treasury Bonds 11 July 2026	EGP	11/07/2023	11/07/2026	1	23	7,335,747,000				99.28	1,030.63			08/09/2025
10	EGBGR04781V0	Treasury Bonds 11 July 2026 Variable Return	EGP	11/07/2023	11/07/2026	4	25	5,325,000,000					1,000.00			
11	EGBGR02301F2	Treasury Bonds 06 AUG 2026	EGP	06/08/2019	06/08/2026	2	15.6	15,414,427,000				103.94	1,060.08			26/03/2025
12	EGBGR04791F2	Treasury Bonds 28 August 2026	EGP	28/08/2023	28/08/2026	1	23.99	5,000,000,000					1,000.00			
13	EGBGR04811F8	Treasury Bonds 05 September 2026	EGP	05/09/2023	05/09/2026	1	25	262,272,000,000				101.00	1,142.91			18/03/2026
14	EGBGR04821F7	Treasury Bonds 10 September 2026	EGP	10/09/2023	10/09/2026	1	24.04	438,150,000					1,000.00			
15	EGBGR05911F5	Treasury Bonds 17 September 2026	EGP	17/09/2024	17/09/2026	1	25.744	550,000,000				100.43	1,007.84			22/09/2024
16	EGBGR04841F5	Treasury Bonds 24 September 2026	EGP	24/09/2023	24/09/2026	1	24.087	511,204,000					1,000.00			
17	EGBGR04871F2	Treasury Bonds 01 October 2026	EGP	01/10/2023	01/10/2026	1	24.09	9,132,319,000					1,000.00			
18	EGBGR05921F4	Treasury Bonds 01 October 2026	EGP	01/10/2024	01/10/2026	2	25.072	25,527,475,000				99.41	1,118.75			30/09/2025
19	EGBGR04861V0	Treasury Bonds 03 October 2026 Variable Return	EGP	03/10/2023	03/10/2026	4	25	255,000,000					1,000.00			
20	EGBGR04891F0	Treasury Bonds 04 October 2026	EGP	04/10/2023	04/10/2026	1	24.09	172,064,000					1,000.00			
21	EGBGR03501F6	Treasury Bonds 05 October, 2026	EGP	05/10/2021	05/10/2026	2	14.424	9,009,168,000				82.17	864.89			22/01/2025

#	ISIN	Bond Name	CR	Issue Date	Maturity Date	Coupons	CP Rate %	EGP Issue Size	Weighted Average Current Yield %	Weighted Average YTM %	Average Clean Price %	Last Clean Price %	Last Gross Price	No. of Trades	Value Traded	Last Trade Date
22	EGBGR04911F6	Treasury Bonds 08 October 2026	EGP	08/10/2023	08/10/2026	1	24.09	974,760,000					1,000.00			
23	EGBGR04931F4	Treasury Bonds 12 October 2026	EGP	12/10/2023	12/10/2026	1	24.09	553,555,000					1,000.00			
24	EGBGR02371F5	Treasury Bonds 15 October 2026	EGP	15/10/2019	15/10/2026	2	14.217	17,394,832,000				95.69	1,006.09			18/02/2026
25	EGBGR04941F3	Treasury Bonds 15 October 2026	EGP	15/10/2023	15/10/2026	1	24.09	218,265,000					1,000.00			
26	EGBGR04981F9	Treasury Bonds 22 October 2026	EGP	22/10/2023	22/10/2026	1	24.09	380,662,000					1,000.00			
27	EGBGR04991F8	Treasury Bonds 31 October 2026	EGP	31/10/2023	31/10/2026	1	24.09	10,000,000,000					1,000.00			
28	EGBGR06001F4	Treasury Bonds 31 October 2026	EGP	31/10/2024	31/10/2026	2	24.791	8,852,371,000					1,000.00			
29	EGBGR04961F1	Treasury Bonds 07 November 2026	EGP	07/11/2023	07/11/2026	1	23.54	56,861,000					1,000.00			
30	EGBGR05011F4	Treasury Bonds 30 November 2026	EGP	30/11/2023	30/11/2026	1	23.987	16,841,860,000					1,000.00			
31	EGBGR05041F1	Treasury Bonds 14 December 2026	EGP	14/12/2023	14/12/2026	2	23.987	2,638,470,000					1,000.00			
32	EGBGR05051F0	Treasury Bonds 20 December 2026	EGP	20/12/2023	20/12/2026	2	23.987	24,924,000					1,000.00			
33	EGBGR06041F0	Treasury Bonds 31 December 2026	EGP	31/12/2024	31/12/2026	1	24.903	12,000,000,000					1,000.00			
34	EGBGR05131F0	Treasury Bonds 04 January 2027	EGP	04/01/2024	04/01/2027	2	23.987	601,103,000					1,000.00			
35	EGBGR02481F2	Treasury Bonds 07 JAN 2027	EGP	07/01/2020	07/01/2027	2	13.771	14,603,846,000				94.08	956.44			17/02/2026
36	EGBGR03601F4	Treasury Bonds 11 January 2027	EGP	11/01/2022	11/01/2027	2	14.285	5,360,298,000				75.52	809.78			28/05/2024
37	EGBGR06061F8	Treasury Bonds 14 January 2027	EGP	14/01/2025	14/01/2027	2	23.463	8,360,611,000				100.20	1,011.69			29/01/2025
38	EGBGR06071F7	Treasury Bonds 04 February 2027	EGP	04/02/2025	04/02/2027	2	22.957	4,991,450,000				99.11	1,012.62			10/03/2025
39	EGBGR06201F0	Treasury Bonds 27 February 2027	EGP	27/02/2025	27/02/2027	2	23.445	7,852,371,000					1,000.00			
40	EGBGR05261V2	Treasury Bonds 28 February 2027 Variable Return	EGP	28/02/2024	28/02/2027	4	25	2,500,000,000					1,000.00			
41	EGBGR05271V1	Treasury Bonds 01 March 2027 Variable Return	EGP	29/02/2024	01/03/2027	4	25	8,421,188,000					1,000.00			
42	EGBGR05281F3	Treasury Bonds 01 March 2027	EGP	29/02/2024	01/03/2027	1	25.75	8,420,930,000					1,000.00			
43	EGBGR06081F6	Treasury Bonds 04 March 2027	EGP	04/03/2025	04/03/2027	2	23.531	14,060,600,000				98.57	1,007.48			07/04/2026
44	EGBGR05311F8	Treasury Bonds 07 March 2027	EGP	07/03/2024	07/03/2027	2	23.987	94,955,000					1,000.00			
45	EGBGR05321F7	Treasury Bonds 10 March 2027	EGP	10/03/2024	10/03/2027	2	23.987	438,150,000					1,000.00			
46	EGBGR05331F6	Treasury Bonds 19 March 2027	EGP	19/03/2024	19/03/2027	2	26.233	4,597,350,000				101.15	1,136.89			11/03/2026
47	EGBGR05371F2	Treasury Bonds 24 March 2027	EGP	24/03/2024	24/03/2027	2	26.233	529,139,000					1,000.00			
48	EGBGR02561F1	Treasury Bonds 31 March 2027	EGP	31/03/2020	31/03/2027	2	14	1,000,000,000				99.97	1,031.87			22/06/2020
49	EGBGR06221F8	Treasury Bonds 01 April 2027	EGP	01/04/2025	01/04/2027	2	22.143	2,487,200,000				98.78	1,030.94			11/12/2025

#	ISIN	Bond Name	CR	Issue Date	Maturity Date	Coupons	CP Rate %	EGP Issue Size	Weighted Average Current Yield %	Weighted Average YTM %	Average Clean Price %	Last Clean Price %	Last Gross Price	No. of Trades	Value Traded	Last Trade Date
50	EGBGR03721F0	Treasury Bonds 05 April 2027	EGP	05/04/2022	05/04/2027	2	14.222	1,035,245,000				100.15	1,007.75			20/04/2022
51	EGBGR05471F0	Treasury Bonds 07 April 2027	EGP	07/04/2024	07/04/2027	2	25.46	1,186,282,000					1,000.00			
52	EGBGR02591F8	Treasury Bonds 14 APR 2027	EGP	14/04/2020	14/04/2027	2	13.204	3,725,800,000				74.88	804.32			15/03/2023
53	EGBGR05491F8	Treasury Bonds 15 April 2027	EGP	15/04/2024	15/04/2027	2	25.151	2,615,510,000					1,000.00			
54	EGBGR05501V1	Treasury Bonds 15 April 2027 Variable Return	EGP	15/04/2024	15/04/2027	4	24.9375	1,098,695,000					1,000.00			
55	EGBGR05481F9	Treasury Bonds 16 April 2027	EGP	16/04/2024	16/04/2027	2	25.151	9,662,600,000				101.92	1,057.90			11/12/2025
56	EGBGR05521F2	Treasury Bonds 21 April 2027	EGP	21/04/2024	21/04/2027	2	25.151	393,459,000					1,000.00			
57	EGBGR02631F2	Treasury Bonds 28 APR 2027	EGP	28/04/2020	28/04/2027	2	13.391	3,375,000,000					1,000.00			
58	EGBGR06281F2	Treasury Bonds 06 May 2027	EGP	06/05/2025	06/05/2027	2	22.262	5,880,100,000				99.79	1,026.19			22/12/2025
59	EGBGR05441F3	Treasury Bonds 07 May 2027	EGP	07/05/2024	07/05/2027	2	25.021	20,049,988,000				100.35	1,099.61			26/03/2026
60	EGBGR01981F2	Treasury Bonds 09 MAY 2027	EGP	09/05/2017	09/05/2027	2	17.18	14,912,480,000				108.55	1,150.52			26/03/2025
61	EGBGR05591F5	Treasury Bonds 12 May 2027	EGP	12/05/2024	12/05/2027	2	25.021	265,086,000					1,000.00			
62	EGBGR02681F7	Treasury Bonds 19 May 2027	EGP	19/05/2020	19/05/2027	2	13.548	5,000,000,000					1,000.00			
63	EGBGR05611F1	Treasury Bonds 19 May 2027	EGP	19/05/2024	19/05/2027	1	25.021	672,750,000					1,000.00			
64	EGBGR05621F0	Treasury Bonds 21 May 2027	EGP	21/05/2024	21/05/2027	2	24.832	1,508,802,000					1,000.00			
65	EGBGR05651F7	Treasury Bonds 26 May 2027	EGP	26/05/2024	26/05/2027	2	24.832	1,671,287,000					1,000.00			
66	EGBGR05661F6	Treasury Bonds 28 May 2027	EGP	28/05/2024	28/05/2027	2	24.347	660,080,000					1,000.00			
67	EGBGR05681F4	Treasury Bonds 30 May 2027	EGP	30/05/2024	30/05/2027	2	24.347	1,343,400,000					1,000.00			
68	EGBGR05691F3	Treasury Bonds 03 June 2027	EGP	03/06/2024	03/06/2027	2	23.865	1,879,951,000					1,000.00			
69	EGBGR05451F2	Treasury Bonds 04 June 2027	EGP	04/06/2024	04/06/2027	2	23.865	52,517,173,000	24.091	24.800	99.06	99.06	1,090.26	5	1,662,646,729.60	05/05/2026
70	EGBGR02711F2	Treasury Bonds 09 June 2027	EGP	09/06/2020	09/06/2027	2	13.723	1,238,275,000				87.98	943.88			27/11/2025
71	EGBGR05711F9	Treasury Bonds 09 June 2027	EGP	09/06/2024	09/06/2027	1	23.865	184,439,000					1,000.00			
72	EGBGR02791F4	Treasury Bonds 23 June 2027	EGP	23/06/2020	23/06/2027	2	13.861	8,375,000,000					1,000.00			
73	EGBGR05741F6	Treasury Bonds 23 June 2027	EGP	23/06/2024	23/06/2027	1	23.837	5,716,678,000					1,000.00			
74	EGBGR05771F3	Treasury Bonds 27 June 2027	EGP	27/06/2024	27/06/2027	2	23.837	9,999,999,000					1,000.00			
75	EGBGR03861F4	Treasury Bonds 28 June 2027	EGP	28/06/2022	28/06/2027	2	14.233	3,000,000,000					1,000.00			
76	EGBGR06381F0	Treasury Bonds 29 June 2027	EGP	29/06/2025	29/06/2027	2	23.98	7,000,000,000					1,000.00			
77	EGBGR05781F2	Treasury Bonds 01 July 2027	EGP	01/07/2024	01/07/2027	1	23.851	3,946,017,000					1,000.00			

#	ISIN	Bond Name	CR	Issue Date	Maturity Date	Coupons	CP Rate %	EGP Issue Size	Weighted Average Current Yield %	Weighted Average YTM %	Average Clean Price %	Last Clean Price %	Last Gross Price	No. of Trades	Value Traded	Last Trade Date
78	EGBGR05761F4	Treasury Bonds 02 July 2027	EGP	02/07/2024	02/07/2027	1	23.851	17,619,782,000				98.85	1,157.07			17/03/2026
79	EGBGR02831F8	Treasury Bonds 07 JUL 2027	EGP	07/07/2020	07/07/2027	2	14.406	16,598,775,000				90.02	947.21			04/11/2025
80	EGBGR06391F9	Treasury Bonds 08 July 2027	EGP	08/07/2025	08/07/2027	2	24.114	3,181,375,000				101.25	1,076.06			13/10/2025
81	EGBGR03911F7	Treasury Bonds 12 July 2027	EGP	12/07/2022	12/07/2027	2	15.5	259,627,000					1,000.00			
82	EGBGR06421F4	Treasury Bonds 05 August 2027	EGP	05/08/2025	05/08/2027	2	24.829	18,514,000,000				104.39	1,099.50			27/04/2026
83	EGBGR05841V1	Treasury Bonds 13 August 2027 Variable Return	EGP	13/08/2024	13/08/2027	4	24.7428	9,576,540,000				101.45	1,071.45			17/07/2025
84	EGBGR05851F3	Treasury Bonds 13 August 2027	EGP	13/08/2024	13/08/2027	1	25.318	195,886,359,000	25.403	25.097	99.67	99.71	1,187.18	8	850,027,415.80	14/05/2026
85	EGBGR06441F2	Treasury Bonds 02 September 2027	EGP	02/09/2025	02/09/2027	2	23.727	15,897,050,000				98.17	1,004.90			07/04/2026
86	EGBGR06491F7	Treasury Bonds 07 September 2027	EGP	07/09/2025	07/09/2027	2	23.523	2,000,000,000					1,000.00			
87	EGBGR05891F9	Treasury Bonds 09 September 2027	EGP	09/09/2024	09/09/2027	1	25.187	900,000,000					1,000.00			
88	EGBGR05901F6	Treasury Bonds 10 September 2027	EGP	10/09/2024	10/09/2027	1	25.187	2,250,000,000					1,000.00			
89	EGBGR04221V7	Treasury Bonds 29 September 2027 Variable Return	EGP	29/09/2022	29/09/2027	1	27.5	8,884,797,000					1,000.00			
90	EGBGR05931F3	Treasury Bonds 01 October 2027	EGP	01/10/2024	01/10/2027	1	24.458	192,103,955,000	24.937	25.643	98.08	98.20	1,140.13	174	28,646,186,456.06	25/05/2026
91	EGBGR06501F3	Treasury Bonds 07 October 2027 Fixed Return	EGP	07/10/2025	07/10/2027	2	22.845	31,861,155,000				96.89	1,079.35			01/04/2026
92	EGBGR05961V7	Treasury Bonds 08 October 2027 Variable Return	EGP	08/10/2024	08/10/2027	4	24.3496	29,325,500,000				100.79	1,050.52			09/03/2026
93	EGBGR02941F5	Treasury Bonds 13 October 2027	EGP	13/10/2020	13/10/2027	2	14.556	33,340,889,000				90.65	960.47			25/02/2026
94	EGBGR06571F6	Treasury Bonds 30 October 2027	EGP	30/10/2025	30/10/2027	2	22.778	13,000,000,000					1,000.00			
95	EGBGR05991F7	Treasury Bonds 31 October 2027	EGP	31/10/2024	31/10/2027	1	24.047	9,000,000,000					1,000.00			
96	EGBGR06551F8	Treasury Bonds 04 November 2027	EGP	04/11/2025	04/11/2027	2	22.74	15,122,900,000				100.89	1,040.32			24/12/2025
97	EGBGR05971F9	Treasury Bonds 05 November 2027	EGP	05/11/2024	05/11/2027	1	24.072	64,606,810,000				101.68	1,132.17			29/04/2025
98	EGBGR02041F4	Treasury Bonds 07 November 2027	EGP	07/11/2017	07/11/2027	2	15.7	13,649,321,000				85.19	858.29			22/05/2025
99	EGBGR06591F4	Treasury Bonds 10 November 2027	EGP	10/11/2025	10/11/2027	2	22.706	1,934,962,000					1,000.00			
100	EGBGR02991F0	Treasury Bonds 25 NOV 2027	EGP	25/11/2020	25/11/2027	2	14.423	2,000,000,000					1,000.00			
101	EGBGR06011F3	Treasury Bonds 28 November 2027	EGP	28/11/2024	28/11/2027	1	24.084	167,973,000					1,000.00			
102	EGBGR06611F0	Treasury Bonds 02 December 2027	EGP	02/12/2025	02/12/2027	2	22.695	35,155,040,000	23.219	24.436	97.74	99.81	1,097.26	6	1,291,081,207.72	10/05/2026
103	EGBGR05981F8	Treasury Bonds 03 December 2027	EGP	03/12/2024	03/12/2027	1	24.144	322,966,884,000	24.389	24.448	99.00	99.23	1,102.09	2	339,751.38	18/05/2026
104	EGBGR06021F2	Treasury Bonds 09 December 2027	EGP	09/12/2024	09/12/2027	1	24.216	2,418,879,000					1,000.00			
105	EGBGR03031F4	Treasury Bonds 29 December 2027	EGP	29/12/2020	29/12/2027	2	14.18	4,000,000,000					1,000.00			

#	ISIN	Bond Name	CR	Issue Date	Maturity Date	Coupons	CP Rate %	EGP Issue Size	Weighted Average Current Yield %	Weighted Average YTM %	Average Clean Price %	Last Clean Price %	Last Gross Price	No. of Trades	Value Traded	Last Trade Date
106	EGBGR06051F9	Treasury Bonds 31 December 2027	EGP	31/12/2024	31/12/2027	1	23.976	5,852,371,000					1,000.00			
107	EGBGR03081F9	Treasury Bonds 05 January 2028	EGP	05/01/2021	05/01/2028	2	14.292	29,722,459,000				88.79	943.43			25/11/2025
108	EGBGR06661F5	Treasury Bonds 06 January 2028	EGP	06/01/2026	06/01/2028	2	22.422	42,713,130,000	22.501	22.584	99.65	99.97	1,074.01	9	4,702,791,382.12	06/05/2026
109	EGBGR06091F5	Treasury Bonds 07 January 2028	EGP	07/01/2025	07/01/2028	2	22.576	48,626,639,000	23.121	24.280	97.65	99.33	1,076.87	16	2,199,811,367.63	21/05/2026
110	EGBGR06131V6	Treasury Bonds 14 January 2028 Variable Return	EGP	14/01/2025	14/01/2028	4	24.1936	41,005,665,000				100.12	1,004.49			19/04/2026
111	EGBGR06811F6	Treasury Bonds 28 January 2028	EGP	28/01/2026	28/01/2028	2	22.114	8,923,514,000					1,000.00			
112	EGBGR06171V2	Treasury Bonds 03 February 2028 Variable Return	EGP	03/02/2025	03/02/2028	4	23.9075	1,996,704,000					1,000.00			
113	EGBGR06721Z5	Treasury Bonds 03 February 2028 Zero Coupon	EGP	03/02/2026	03/02/2028	0	0	3,479,000,000				69.72	697.16			17/03/2026
114	EGBGR06101F2	Treasury Bonds 04 February 2028	EGP	04/02/2025	04/02/2028	2	21.383	16,698,859,000	21.446	21.500	99.71	99.71	1,057.89	1	419,982.90	18/05/2026
115	EGBGR06831F4	Treasury Bonds 17 February 2028	EGP	17/02/2026	17/02/2028	2	21.762	129,730,905,000	22.513	24.093	96.67	97.82	1,032.87	11	2,543,146,036.31	19/05/2026
116	EGBGR06191V0	Treasury Bonds 20 February 2028 Variable Return	EGP	20/02/2025	20/02/2028	4	23.7739	1,766,666,000					1,000.00			
117	EGBGR06211V6	Treasury Bonds 27 February 2028 Variable Return	EGP	27/02/2025	27/02/2028	4	23.7739	10,000,000,000					1,000.00			
118	EGBGR03131F2	Treasury Bonds 28 February 2028	EGP	28/02/2021	28/02/2028	2	14.374	4,164,125,000					1,000.00			
119	EGBGR06111F1	Treasury Bonds 04 March 2028	EGP	04/03/2025	04/03/2028	2	21.954	98,887,272,000	22.730	24.275	96.59	99.80	1,042.71	3	1,312,478,014.32	18/05/2026
120	EGBGR06141V5	Treasury Bonds 04 March 2028 Variable Return	EGP	04/03/2025	04/03/2028	4	23.8586	35,948,000,000				100.00	1,057.60			19/11/2025
121	EGBGR06851F2	Treasury Bonds 17 March 2028	EGP	17/03/2026	17/03/2028	2	22.7	56,000,000				100.00	1,000.00			17/03/2026
122	EGBGR06901F5	Treasury Bonds 30 March 2028	EGP	30/03/2026	30/03/2028	2	22.7	5,884,797,000					1,000.00			
123	EGBGR06871F0	Treasury Bonds 31 March 2028	EGP	31/03/2026	31/03/2028	2	22.7	2,000,000,000					1,000.00			
124	EGBGR06231F7	Treasury Bonds 01 April 2028	EGP	01/04/2025	01/04/2028	2	21.263	8,182,200,000				100.20	1,046.17			16/06/2025
125	EGBGR03181F7	Treasury Bonds 13 April 2028	EGP	13/04/2021	13/04/2028	2	14.551	9,228,514,000				65.31	696.04			28/01/2024
126	EGBGR06251V2	Treasury Bonds 22 April 2028 Variable Return	EGP	22/04/2025	22/04/2028	4	23.7824	52,835,500,000				100.27	1,060.41			15/04/2026
127	EGBGR06271F3	Treasury Bonds 06 May 2028	EGP	06/05/2025	06/05/2028	2	21.333	70,323,500,000				96.92	1,051.72			26/03/2026
128	EGBGR02111F5	Treasury Bonds 08 MAY 2028	EGP	08/05/2018	08/05/2028	2	14.9	5,170,085,000				74.78	810.01			07/04/2024
129	EGBGR06331V2	Treasury Bonds 19 May 2028 Variable Return	EGP	19/05/2025	19/05/2028	4	23.8357	4,950,000,000					1,000.00			
130	EGBGR06291V8	Treasury Bonds 27 May 2028 Variable Return	EGP	27/05/2025	27/05/2028	4	23.9975	18,210,000,000	23.995	23.969	100.01	100.01	1,043.92	2	2,922,988,768.28	03/05/2026
131	EGBGR04761F5	Treasury Bonds 27 June 2028	EGP	27/06/2023	27/06/2028	2	17	5,000,000,000					1,000.00			
132	EGBGR03251F8	Treasury Bonds 29 June 2028	EGP	29/06/2021	29/06/2028	2	14.59	5,000,000,000					1,000.00			
133	EGBGR06371V8	Treasury Bonds 29 June 2028 Variable Return	EGP	29/06/2025	29/06/2028	4	24.3208	17,852,371,000					1,000.00			

#	ISIN	Bond Name	CR	Issue Date	Maturity Date	Coupons	CP Rate %	EGP Issue Size	Weighted Average Current Yield %	Weighted Average YTM %	Average Clean Price %	Last Clean Price %	Last Gross Price	No. of Trades	Value Traded	Last Trade Date
134	EGBGR06351F3	Treasury Bonds 01 July 2028	EGP	01/07/2025	01/07/2028	1	23.44	110,734,716,000	23.366	23.059	100.32	100.42	1,210.30	3	44,283,609.59	18/05/2026
135	EGBGR06401V3	Treasury Bonds 08 July 2028 Variable Return	EGP	08/07/2025	08/07/2028	4	24.5545	12,110,000,000				100.45	1,031.01			13/11/2025
136	EGBGR03371F4	Treasury Bonds 13 July 2028	EGP	13/07/2021	13/07/2028	2	14.585	2,346,925,000				86.85	893.86			17/03/2026
137	EGBGR06431F3	Treasury Bonds 05 August 2028	EGP	05/08/2025	05/08/2028	1	24.439	138,644,020,000	24.502	24.280	99.74	99.74	1,179.54	3	265,395,810.09	04/05/2026
138	EGBGR06481F8	Treasury Bonds 26 August 2028	EGP	26/08/2025	26/08/2028	1	23.381	211,266,792,000	24.056	24.792	97.20	98.49	1,154.70	3	474,038,306.05	18/05/2026
139	EGBGR04801F9	Treasury Bonds 28 August 2028	EGP	28/08/2023	28/08/2028	1	21.5	12,861,851,000					1,000.00			
140	EGBGR06461V7	Treasury Bonds 02 September 2028 Variable Return	EGP	02/09/2025	02/09/2028	4	24.6833	16,854,000,000				100.24	1,024.32			30/09/2025
141	EGBGR04831F6	Treasury Bonds 12 September 2028	EGP	12/09/2023	12/09/2028	1	20	10,000,000,000					1,000.00			
142	EGBGR04881F1	Treasury Bonds 01 October 2028	EGP	01/10/2023	01/10/2028	1	21.5	12,875,447,000					1,000.00			
143	EGBGR06511F2	Treasury Bonds 07 October 2028 Fixed Return	EGP	07/10/2025	07/10/2028	2	21.738	42,315,750,000				101.73	1,100.27			23/02/2026
144	EGBGR06521V8	Treasury Bonds 07 October 2028 Variable Return	EGP	07/10/2025	07/10/2028	4	24.6983	14,476,000,000				99.72	1,023.77			12/11/2025
145	EGBGR03511F5	Treasury Bonds 12 October 2028	EGP	12/10/2021	12/10/2028	2	14.575	1,425,328,000				66.98	676.93			30/10/2023
146	EGBGR06581F5	Treasury Bonds 30 October 2028	EGP	30/10/2025	30/10/2028	2	21.822	5,923,514,000					1,000.00			
147	EGBGR03551F1	Treasury Bonds 31 October 2028	EGP	31/10/2021	31/10/2028	2	14.595	2,000,000,000					1,000.00			
148	EGBGR05001F5	Treasury Bonds 31 October 2028	EGP	31/10/2023	31/10/2028	1	21.5	6,841,860,000					1,000.00			
149	EGBGR06561F7	Treasury Bonds 04 November 2028	EGP	04/11/2025	04/11/2028	2	21.703	30,668,355,000	21.332	20.770	101.74	101.74	1,020.98	4	3,669,934,118.40	10/05/2026
150	EGBGR02181F8	Treasury Bonds 06 November 2028	EGP	06/11/2018	06/11/2028	2	18	9,075,678,000				112.80	1,197.61			26/03/2025
151	EGBGR06601V8	Treasury Bonds 25 November 2028 Variable Return	EGP	25/11/2025	25/11/2028	4	24.875	7,840,000,000				100.05	1,021.32			23/12/2025
152	EGBGR06621F9	Treasury Bonds 02 December 2028	EGP	02/12/2025	02/12/2028	2	21.492	80,137,518,000	21.863	22.350	98.30	98.30	1,072.78	1	1,072,776.91	03/05/2026
153	EGBGR06651F6	Treasury Bonds 29 December 2028	EGP	29/12/2025	29/12/2028	2	21.141	5,884,797,000					1,000.00			
154	EGBGR03611F3	Treasury Bonds 04 January 2029	EGP	04/01/2022	04/01/2029	2	14.598	3,895,872,000				93.09	1,000.68			26/06/2023
155	EGBGR06681V0	Treasury Bonds 06 January 2029 Variable Return	EGP	06/01/2026	06/01/2029	4	24.825	298,500,000				99.51	1,035.66			03/03/2026
156	EGBGR06691F2	Treasury Bonds 06 January 2029	EGP	06/01/2026	06/01/2029	2	21.182	62,443,880,000	21.174	21.100	100.05	100.05	1,068.95	3	125,548,364.66	03/05/2026
157	EGBGR05151V5	Treasury Bonds 16 January 2029 Variable Return	EGP	16/01/2024	16/01/2029	4	26.6875	4,600,000,000				99.84	1,058.68			31/12/2025
158	EGBGR06711F8	Treasury Bonds 20 January 2029	EGP	20/01/2026	20/01/2029	2	21.173	73,828,745,000	21.785	22.565	97.20	97.20	1,042.82	3	402,773,053.48	21/05/2026
159	EGBGR06821F5	Treasury Bonds 28 January 2029	EGP	28/01/2026	28/01/2029	2	20.981	10,000,000,000					1,000.00			
160	EGBGR06751F4	Treasury Bonds 17 February 2029	EGP	17/02/2026	17/02/2029	2	20.741	22,829,030,000				97.65	1,012.58			21/04/2026
161	EGBGR05231V5	Treasury Bonds 20 February 2029 Variable Return	EGP	20/02/2024	20/02/2029	4	27.1875	14,650,000,000					1,000.00			

#	ISIN	Bond Name	CR	Issue Date	Maturity Date	Coupons	CP Rate %	EGP Issue Size	Weighted Average Current Yield %	Weighted Average YTM %	Average Clean Price %	Last Clean Price %	Last Gross Price	No. of Trades	Value Traded	Last Trade Date
162	EGBGR06801F7	Treasury Bonds 17 March 2029	EGP	17/03/2026	17/03/2029	2	21.17	1,280,000,000				100.01	1,004.67			25/03/2026
163	EGBGR06881F9	Treasury Bonds 31 March 2029	EGP	31/03/2026	31/03/2029	2	21.2	21,219,513,000	21.540	21.922	98.42	98.22	1,006.54	5	699,319,213.55	12/05/2026
164	EGBGR06961V6	Treasury Bonds 21 April 2029	EGP	21/04/2026	21/04/2029	4	24.9458	2,097,645,000	24.968	24.972	99.91	99.91	1,013.52	4	215,520,062.58	12/05/2026
165	EGBGR02271F7	Treasury Bonds 07 MAY 2029	EGP	07/05/2019	07/05/2029	2	16.1	22,121,666,000				89.54	912.27			15/12/2025
166	EGBGR03751F7	Treasury Bonds 10 May 2029	EGP	10/05/2022	10/05/2029	2	14.63	176,440,000					1,000.00			
167	EGBGR06971F8	Treasury Bonds 21 May 2029	EGP	21/05/2026	21/05/2029	2	23.098	120,900,000,000	23.097	23.097	100.00	100.00	1,000.03	5	53,569,361,070.00	21/05/2026
168	EGBGR03871F3	Treasury Bonds 28 June 2029	EGP	28/06/2022	28/06/2029	2	14.63	4,999,808,000					1,000.00			
169	EGBGR03901F8	Treasury Bonds 05 July 2029	EGP	05/07/2022	05/07/2029	2	14.65	54,250,000					1,000.00			
170	EGBGR05831V2	Treasury Bonds 06 August 2029 Variable Return	EGP	06/08/2024	06/08/2029	4	24.787	7,808,100,000				117.12	1,242.93			30/10/2025
171	EGBGR02341F8	Treasury Bonds 10 SEP 2029	EGP	10/09/2019	10/09/2029	2	14.4	19,080,960,000				86.24	931.57			03/03/2026
172	EGBGR05951V8	Treasury Bonds 01 October 2029 Variable Return	EGP	01/10/2024	01/10/2029	4	24.5155	4,907,405,000				110.54	1,136.91			11/11/2025
173	EGBGR02441F6	Treasury Bonds 31 December 2029	EGP	31/12/2019	31/12/2029	2	13.703	11,750,000,000				93.01	955.89			08/03/2022
174	EGBGR06151V4	Treasury Bonds 07 January 2030 Variable Return	EGP	07/01/2025	07/01/2030	4	24.3691	10,664,390,000				99.97	1,010.37			23/04/2026
175	EGBGR02491F1	Treasury Bonds 14 January 2030	EGP	14/01/2020	14/01/2030	2	13.564	15,697,920,000				74.97	758.87			08/08/2024
176	EGBGR02541F3	Treasury Bonds 24 March 2030	EGP	24/03/2020	24/03/2030	2	13.938	6,500,000,000				81.37	815.60			28/09/2022
177	EGBGR06241V3	Treasury Bonds 01 April 2030 Variable Return	EGP	01/04/2025	01/04/2030	4	24.2793	810,000,000				110.83	1,118.24			14/10/2025
178	EGBGR02601F5	Treasury Bonds 21 APR 2030	EGP	21/04/2020	21/04/2030	2	13.411	3,162,000,000				81.60	861.46			22/08/2022
179	EGBGR06261V1	Treasury Bonds 29 April 2030 Variable Return	EGP	29/04/2025	29/04/2030	4	24.2102	2,849,840,000				108.79	1,156.73			17/07/2025
180	EGBGR06321F6	Treasury Bonds 20 May 2030	EGP	20/05/2025	20/05/2030	2	19.98	41,815,300,000				101.49	1,026.29			10/06/2025
181	EGBGR06341V1	Treasury Bonds 10 June 2030 Variable Return	EGP	10/06/2025	10/06/2030	4	24.7471	1,490,000,000				99.56	1,020.01			09/07/2025
182	EGBGR02731F0	Treasury Bonds 16 June 2030	EGP	16/06/2020	16/06/2030	2	13.8	11,500,000					1,000.00			
183	EGBGR06361V9	Treasury Bonds 01 July 2030 Variable Return	EGP	01/07/2025	01/07/2030	4	24.9876	9,449,855,000				110.41	1,114.27			15/01/2026
184	EGBGR06411F5	Treasury Bonds 08 July 2030	EGP	08/07/2025	08/07/2030	2	19.945	8,210,685,000				99.38	1,028.55			12/03/2026
185	EGBGR02841F7	Treasury Bonds 14 July 2030	EGP	14/07/2020	14/07/2030	2	14.425	10,460,304,000				84.02	882.15			29/10/2025
186	EGBGR06471V6	Treasury Bonds 09 September 2030 Variable Return	EGP	09/09/2025	09/09/2030	4	24.975	4,600,000,000				104.02	1,041.60			11/03/2026
187	EGBGR02951F4	Treasury Bonds 06 October 2030	EGP	06/10/2020	06/10/2030	2	14.664	20,129,017,000	16.845	19.117	87.05	87.05	881.74	3	20,923,607.80	04/05/2026
188	EGBGR06531V7	Treasury Bonds 07 October 2030 Variable Return	EGP	07/10/2025	07/10/2030	4	24.9956	6,922,690,000				108.98	1,094.65			14/04/2026
189	EGBGR06541F9	Treasury Bonds 14 October 2030 Fixed Return	EGP	14/10/2025	14/10/2030	2	19.698	93,202,022,000				96.56	1,048.89			17/03/2026

#	ISIN	Bond Name	CR	Issue Date	Maturity Date	Coupons	CP Rate %	EGP Issue Size	Weighted Average Current Yield %	Weighted Average YTM %	Average Clean Price %	Last Clean Price %	Last Gross Price	No. of Trades	Value Traded	Last Trade Date
190	EGBGR02971F2	Treasury Bonds 27 OCT 2030	EGP	27/10/2020	27/10/2030	2	14.731	10,000,000,000					1,000.00			
191	EGBGR03001F7	Treasury Bonds 25 NOV 2030	EGP	25/11/2020	25/11/2030	2	14.505	10,164,125,000					1,000.00			
192	EGBGR06631V5	Treasury Bonds 02 December 2030 Variable Return	EGP	02/12/2025	02/12/2030	4	25.4929	16,902,260,000				109.61	1,103.02			12/03/2026
193	EGBGR03041F3	Treasury Bonds 29 December 2030	EGP	29/12/2020	29/12/2030	2	14.394	4,164,125,000					1,000.00			
194	EGBGR06671F4	Treasury Bonds 06 January 2031	EGP	06/01/2026	06/01/2031	2	19.48	7,267,900,000				99.87	1,021.87			18/02/2026
195	EGBGR03091F8	Treasury Bonds 12 January 2031	EGP	12/01/2021	12/01/2031	2	14.382	15,240,536,000				66.81	702.50			08/10/2025
196	EGBGR06701V6	Treasury Bonds 13 January 2031 Variable Return	EGP	13/01/2026	13/01/2031	4	25.476	5,593,850,000	24.765	24.410	102.89	104.31	1,068.30	4	12,821,570.49	19/05/2026
197	EGBGR06761V0	Treasury Bonds 24 February 2031 Variable Return	EGP	24/02/2026	24/02/2031	4	25.5375	1,641,490,000	24.455	23.950	104.43	104.57	1,100.96	4	39,932,966.66	12/05/2026
198	EGBGR06891F8	Treasury Bonds 31 March 2031	EGP	31/03/2026	31/03/2031	2	19.7	20,000,000,000					1,000.00			
199	EGBGR03191F6	Treasury Bonds 06 April 2031	EGP	06/04/2021	06/04/2031	2	14.82	10,901,610,000				72.51	776.57			11/08/2025
200	EGBGR03261F7	Treasury Bonds 29 June 2031	EGP	29/06/2021	29/06/2031	2	14.826	4,164,125,000					1,000.00			
201	EGBGR03381F3	Treasury Bonds 06 July 2031	EGP	06/07/2021	06/07/2031	2	14.82	2,871,378,000				71.58	770.55			19/11/2024
202	EGBGR03521F4	Treasury Bonds 05 October, 2031	EGP	05/10/2021	05/10/2031	2	14.7	540,262,000				60.39	613.98			30/10/2023
203	EGBGR03621F2	Treasury Bonds 11 January 2032	EGP	11/01/2022	11/01/2032	2	14.72	205,183,000				57.12	627.16			27/11/2023
204	EGBGR03841F6	Treasury Bonds 17 May 2032	EGP	17/05/2022	17/05/2032	2	14.372	4,255,000					1,000.00			
205	EGBGR02851F6	Treasury Bonds 28 JUL 2035	EGP	28/07/2020	28/07/2035	1	15.433	5,720,950,000				79.92	858.37			15/12/2025
206	EGBGR02961F3	Treasury Bonds 27 OCT 2035	EGP	27/10/2020	27/10/2035	1	15.342	6,200,300,000				72.29	835.56			22/07/2025
207	EGBGR03101F5	Treasury Bonds 26 January 2036	EGP	26/01/2021	26/01/2036	1	15.276	1,868,750,000				73.11	837.37			07/10/2025
208	EGBGR03201F3	Treasury Bonds 27 April 2036	EGP	27/04/2021	27/04/2036	1	15.37	1,612,570,000				100.00	1,140.23			26/03/2025
209	EGBGR03391F2	Treasury Bonds 13 July 2036	EGP	13/07/2021	13/07/2036	1	15.387	2,214,620,000				114.37	1,202.74			30/11/2025
210	EGBGR03531F3	Treasury Bonds 26 October, 2036	EGP	26/10/2021	26/10/2036	1	15.371	521,151,000				118.87	1,299.07			15/07/2025
211	EGBGR03561F0	Treasury Bonds 31 October 2036	EGP	31/10/2021	31/10/2036	1	15.371	10,999,808,000					1,000.00			
212	EGBGR03591F7	Treasury Bonds 18 January 2037	EGP	18/01/2022	18/01/2037	1	15.379	674,535,000				80.88	816.39			05/02/2026
Total								3,972,866,087,000								



Annex (7)

- Housing Bonds

#	ISIN	Bond Name	CR	Issue Date	Call Date	Maturity Date	Coupons	Interest Rate	Years to Maturity	EGP Issue Size	Last Trade Date
1	EGBGH00291F9	Housing Bonds - Dec 2011 / 2026	EGP	01/12/2006	01/12/2011	01/12/2026	1	Yr1-Yr5=8%,Yr6-Yr10=8.5%,Yr11-Yr20=9%	1	2,778,470	03/03/2008
2	EGBGH00301V3	Housing Bonds 2012/ 2027	EGP	01/12/2007	01/12/2012	01/12/2027	1	Yr1-Yr5=8%,Yr6-Yr10=8.5%,Yr11-Yr20=9%	2	2,654,720	
3	EGBGH00311V2	Housing Bonds 2013/ 2028	EGP	01/12/2008	01/12/2013	01/12/2028	1	Yr1-Yr5=8%,Yr6-Yr10=8.5%,Yr11-Yr20=9%	3	3,654,140	
4	EGBGH00321V1	Housing 32 DEC 2009 / 2014 / 2029	EGP	01/12/2009	01/12/2014	01/12/2029	1	Yr1-Yr5=8%,Yr6-Yr10=8.5%,Yr11-Yr20=9%	4	6,649,440	29/12/2011
5	EGBGH00331V0	Housing 33 DEC 2015 / 2030	EGP	01/12/2010	01/12/2015	01/12/2030	1	Yr1-Yr5=8%,Yr6-Yr10=8.5%,Yr11-Yr20=9%	5	3,489,710	25/12/2013
6	EGBGH00341V9	Housing 34 DEC 2016 / 2031	EGP	01/12/2011	01/12/2016	01/12/2031	1	Yr1-Yr5=8%,Yr6-Yr10=8.5%,Yr11-Yr20=9%	6	3,940,150	
7	EGBGH00351V8	Housing 35 DEC 2017 / 2032	EGP	01/12/2012	01/12/2017	01/12/2032	1	Yr1-Yr5=8%,Yr6-Yr10=8.5%,Yr11-Yr20=9%	7	2,006,860	
8	EGBGH00361V7	Housing Bonds (36) December 2018 / 2033	EGP	01/12/2013	01/12/2018	01/12/2033	1	Yr1-Yr5=8%,Yr6-Yr10=8.5%,Yr11-Yr20=9%	8	3,332,580	
9	EGBGH00371V6	Housing Bonds (37) December 2019 / 2034	EGP	01/12/2014	01/12/2019	01/12/2034	1	Yr1-Yr5=8%,Yr6-Yr10=8.5%,Yr11-Yr20=9%	9	3,180,080	
10	EGBGH00381V5	Housing Bonds (38) December 2020 / 2035	EGP	01/12/2015	01/12/2020	01/12/2035	1	Yr1-Yr5=8%,Yr6-Yr10=8.5%,Yr11-Yr20=9%	10	4,022,110	
11	EGBGH00391F7	Housing Bonds (39) December 2021 / 2036	EGP	01/12/2016	01/12/2021	01/12/2036	1	Yr1-Yr5=8%,Yr6-Yr10=8.5%,Yr11-Yr20=9%	11	2,270,460	
12	EGBGH00401F4	Housing Bonds No. 40 2022 / 2037	EGP	01/12/2017	01/12/2022	01/12/2037	1	Yr1-Yr5=8%,Yr6-Yr10=8.5%,Yr11-Yr20=9%	12	2,618,090	
13	EGBGH00411V0	Housing Bonds No. 41 2023 / 2038	EGP	01/12/2018	01/12/2023	01/12/2038	1	Yr1-Yr5=8%,Yr6-Yr10=8.5%,Yr11-Yr20=9%	13	2,346,310	
14	EGBGH00421V9	Housing Bonds No. 42 2024 / 2039	EGP	01/12/2019	01/12/2024	01/12/2039	1	Yr1-Yr5=8%,Yr6-Yr10=8.5%,Yr11-Yr20=9%	14	2,667,070	
15	EGBGH00431V8	Housing Bonds No. 43 2025 / 2040	EGP	01/12/2020	01/12/2025	01/12/2040	1	Yr1-Yr5=8%,Yr6-Yr10=8.5%,Yr11-Yr20=9%	15	2,613,060	
16	EGBGH00441V7	Housing Bonds No. 44 2026 / 2041	EGP	01/12/2021	01/12/2026	01/12/2041	1	Yr1-Yr5=8%,Yr6-Yr10=8.5%,Yr11-Yr20=9%	16	3,599,470	
17	EGBGH00451V6	Housing Bonds 45 Mature2042Call2027	EGP	01/12/2022	01/12/2027	01/12/2042	1	Yr1-Yr5=8%,Yr6-Yr10=8.5%,Yr11-Yr20=9%	17	3,767,610	
18	EGBGH00461V5	Housing Bonds 46 Mature2043Call2028	EGP	01/12/2023	01/12/2028	01/12/2043	1	Yr1-Yr5=8%,Yr6-Yr10=8.5%,Yr11-Yr20=9%	18	3,783,270	
19	EGBGH00471V4	Housing Bonds 47 Mature2044Call2029	EGP	01/12/2024	01/12/2029	01/12/2044	1	Yr1-Yr5=8%,Yr6-Yr10=8.5%,Yr11-Yr20=9%	19	3,796,780	
Total										63,170,380	



Annex (8)

- Corporate Bonds

#	ISIN	Bond Name	CR	Issue Date	Listing Date	Call Date	Maturity Date	Interest Rate	Last Coupon No.	Last Coupon Date	Last Coupon Rate %	Last Coupon Value	Issue Price	Last Trade Date	EGP Issue Size
1	EGB610M1L012	Tasaheel For Financing The First Issuance - The First Program Tranche A May 2026 F.R	EGP	05/05/2025	13/08/2025		31/05/2026	Fixed Rate 25.5 % Paid Quarterly	4	25/05/2026	25.5	6.357534	100		2,000,000,000
2	EGB610D1L054	EFG Corp-Solutions The Second Issuance June 2026 V.R	EGP	26/05/2025	14/08/2025		30/06/2026	Variable Rate Lending Rate + 0.25 % Paid Monthly	9	29/04/2026	20.25	1.664384	100		2,650,000,000
3	EGB662Z1L014	Corporate Leasing Company Egypt The First Issuance - The First Program November 2026 F.R	EGP	05/11/2025	31/12/2025		04/11/2026	Fixed Rate 22 % Paid Quarterly	2	03/05/2026	22	5.364384	100		2,000,000,000
4	EGB7CNX1L027	Drive Finance And Non-Banking Services The First Issue-First Program Tranche B June 2027	EGP	26/06/2022	08/09/2022	31/08/2023	30/06/2027	Fixed Rate 13.50% paid monthly	48	25/05/2026	13.5	0.267534	23.33		93,333,333
5	EGB610M1L020	Tasaheel For Financing The First Issuance - The First Program Tranche B May 2028 F.R	EGP	05/05/2025	13/08/2025		31/05/2028	Fixed Rate 23.5 % Paid Quarterly	4	25/05/2026	23.5	4.822445	82.31		411,548,422
6	EGB70342L026	Golden Pyramids Plaza - First Instalment - 2nd Issue - 31 July 2028	USD	15/04/2015	15/07/2015	31/07/2017	31/07/2028	Fixed Rate 6% + Variable Rate	22	28/01/2026	9.57418	2.105987	43.75	30/09/2018	6,408,685,500
7	EGB610D1L047	EFG Corp-Solutions The Second Issuance - First Program October 2029 V.R	EGP	10/10/2024	14/01/2025	31/05/2025	31/10/2029	Variable Rate Lending Rate + 1 % Paid Monthly	16	29/04/2026	21	1.553425	90		405,000,000
Total															13,968,567,255

- Sukuk

#	ISIN	Bond Name	CR	Issue Date	Listing Date	Call Date	Maturity Date	Interest Rate	Last Coupon No.	Last Coupon Date	Last Coupon Rate %	Last Coupon Value	Issue Price	Last Trade Date	EGP Issue Size
1	EGB696G1L025	EFG Hermes Sukuk The Second Issuance October 2027 Variable Return	EGP	29/12/2020	02/08/2021	29/12/2020	31/10/2027	Variable Rate Lending Rate+0.75% paid Semi-Annually	11	29/04/2026	22.75	4.46274	30		180,000,000
2	EGB69671L013	Sarwa Sukuk The First Issue November 2027	EGP	25/11/2020	17/02/2021	30/12/2022	30/11/2027	variable return, based on the net returns paid Monthly	66	25/05/2026	13.188763	0.02438	2.18		54,416,023

#	ISIN	Bond Name	CR	Issue Date	Listing Date	Call Date	Maturity Date	Interest Rate	Last Coupon No.	Last Coupon Date	Last Coupon Rate %	Last Coupon Value	Issue Price	Last Trade Date	EGP Issue Size
3	EGB69671S026	Sarwa Sukuk The Second Issue June 2028	EGP	26/07/2021	19/08/2021	30/07/2023	30/06/2028	variable return, based on the net returns paid Monthly	58	25/05/2026	15.099252	0.11011	8.59	26/01/2022	214,657,422
4	EGB69671L047	Sarwa Sukuk The Fourth Issue August 2029	EGP	21/09/2022	27/10/2022	30/10/2024	30/08/2029	variable return, based on the net returns paid Monthly	44	25/05/2026	19.619473	0.40086	24.06		481,132,687
5	EGB67AQ1L013	Alkan Finance Sukuk The First Issuance February 2030 V.R	EGP	25/02/2025	30/04/2025		28/02/2030	variable return, based on the Average return paid Monthly	14	25/05/2026	22.562138	1.85442	100		7,000,000,000
6	EGB698A1S024	Al Ahly SUKUK The Second Issuance March 2031 V.R	EGP	01/10/2025	06/11/2025	15/07/2026	15/03/2031	Variable Rate Lending Rate (corridor) + 1.25 % Paid Monthly	7	14/05/2026	20.746273	1.81885	100		5,520,000,000
7	EGB698A1L011	Al Ahly SUKUK The First Issuance March 2032 V.R	EGP	28/04/2025	13/07/2025	30/04/2028	31/03/2032	variable return, based on the Average return paid Monthly	11	25/05/2026	21.514219	18.27235	1,000		2,800,000,000
8	EGB69881L018	Bokra Taskeek The First Issuance April 2032 V.R	EGP	28/04/2025	01/06/2025		30/04/2032	variable return, based on the net returns paid Monthly	12	29/04/2026	22.186494	1.88433	100	25/05/2026	3,000,000,000
9	EGB698A1L037	Musharaka Sukuks Al Ahly SUKUK The Third Issuance September 2032 V.R	EGP	29/09/2025	10/12/2025	30/09/2027	30/09/2032	Variable Rate Lending Rate (corridor) + 1 % Paid Monthly	6	25/05/2026	18.719016	15.89834	1,000		2,400,000,000
Total															21,650,206,133

- Securitization Bonds

#	ISIN	Bond Name	CR	Issue Date	Listing Date	Call Date	Maturity Date	Interest Rate	Last Coupon No.	Last Coupon Date	Last Coupon Rate %	Last Coupon Value	Issue Price	Last Trade Date	EGP Issue Size
1	EGB69561S012	Financial Group For Securitization The First Issue-Second Program Tranche C January 2026	EGP	12/01/2021	19/08/2021	12/03/2022	12/01/2026	Fixed Rate 10.4% paid Monthly	28	11/02/2024	10.4	0.826301	100		129,500,000
2	EGB69611S1P3	Capital For Securitization The First Issuance - The Thirteenth Program May 2026 F.R	EGP	22/05/2025	29/06/2025		31/05/2026	Fixed Rate 23 % Paid Monthly	12	25/05/2026	23	0.076909	3.94		19,587,286
3	EGB69611S881	Capital For Securitization The Second Issuance - Fourth Program Tranche H May 2026 V.R	EGP	27/05/2024	27/06/2024		31/05/2026	Variable Rate , Lending & Discount Rate +1.25%, paid monthly	24	25/05/2026	27.5	0.268596	11.5		42,090,000
4	EGB697J1S158	Aman For Securitization The Fourth Issuance - First Program Tranche D May 2026 V.R	EGP	06/06/2024	28/07/2024		31/05/2026	Variable Rate Corridor Rate + 1.25 % Paid Monthly	22	29/04/2026	25.5	0.030822	0.37		500,000
5	EGB697J1S331	Aman For Securitization The Third Issuance Tranche B May 2026 F.R	EGP	11/06/2025	28/07/2025		31/05/2026	Fixed Rate 23.10 % Paid Monthly	10	29/04/2026	23.1	0.017105	0.45		1,000,000
6	EGB692R1S302	EL TAAMIR Securitization The First Issuance-The Second Program Tranche B June 2026 Variable Return	EGP	18/05/2023	22/06/2023	03/07/2024	03/06/2026	Variable Rate Lending rate +0.50%paid Monthly	34	30/04/2026	20.5	0.155403	5.22		30,943,000
7	EGB69611S1Y5	Capital For Securitization The Second Issuance - The Twelveth Program Tranche C June 2026 F.R	EGP	25/06/2025	04/08/2025		05/06/2026	Fixed Rate 22.70 % Paid Monthly	10	04/05/2026	22.7	1.492603	60		300,000,000

#	ISIN	Bond Name	CR	Issue Date	Listing Date	Call Date	Maturity Date	Interest Rate	Last Coupon No.	Last Coupon Date	Last Coupon Rate %	Last Coupon Value	Issue Price	Last Trade Date	EGP Issue Size
8	EGB69801S383	Al Ahly Securitization The First Issuance - The Seventh Program Tranche B June 2026 F.R	EGP	16/06/2025	08/07/2025		07/06/2026	Fixed Rate 23.20 % Paid Monthly	11	06/05/2026	23.2	0.470331	7.83		6,420,916
9	EGB69801S417	Al Ahly Securitization The Second Issuance - Fifth Program Tranche A June 2026 V.R	EGP	17/12/2025	11/01/2026		07/06/2026	Variable Rate Lending Rate (corridor) + 0.10 % Paid Monthly	5	06/05/2026	21.1	0.466811	6.57		22,337,962
10	EGB69801S458	Al Ahly Securitization The Second Issuance - Sixth Program Tranche A June 2026 V.R	EGP	25/12/2025	05/02/2026		07/06/2026	Variable Rate Lending Rate (corridor) + 0.10 % Paid Monthly	4	04/05/2026	21.1	0.651969	17.62		44,408,675
11	EGB692C1S499	Egyptian Co. For Securitization The Third Issuance - Second Program Tranche A June 2026 F.R	EGP	29/12/2025	11/02/2026		30/06/2026	Fixed Rate 21.80 % Paid Monthly	4	25/05/2026	21.8	0.95274	51.46		232,073,635
12	EGB694K1S547	EFG Securitization The Sixth Issuance - Sixth Program June 2026 F.R	EGP	25/06/2025	11/09/2025		30/06/2026	Fixed Rate 22.5 % Paid Monthly	8	29/04/2026	22.5	0.533946	15.02		128,989,000
13	EGB69611S2D7	Capital For Securitization The Third Issuance - Eighth Program Tranche B June 2026 F.R	EGP	02/07/2025	07/08/2025		30/06/2026	Fixed Rate 22.20 % Paid Monthly	10	25/05/2026	22.2	0.999088	52.99		159,389,478
14	EGB69611S3J2	Capital For Securitization The Second Issuance - Tenth Program Tranche A June 2026 F.R	EGP	29/12/2025	18/02/2026		30/06/2026	Fixed Rate 21.80 % Paid Monthly	4	25/05/2026	21.8	1.156817	62.48		108,090,000
15	EGB697J1S257	Aman For Securitization The First Issuance Tranche D June 2026 F.R	EGP	31/12/2024	27/02/2025		30/06/2026	Fixed Rate 23.25 % Paid Monthly	15	29/04/2026	23.25	0.549285	18.84		39,000,000
16	EGB697J1S380	Aman For Securitization The Second Issuance - Second Program Tranche A June 2026 F.R	EGP	29/12/2025	25/02/2026		30/06/2026	Fixed Rate 21.60 % Paid Monthly	3	29/04/2026	21.6	0.91388	33.5		130,500,000
17	EGB69611S1I8	Capital For Securitization The First Issuance - The Twelfth Program Tranche D July 2026 F.R	EGP	30/12/2024	06/03/2025		07/07/2026	Fixed Rate 23.25 % Paid Monthly	15	06/05/2026	23.25	1.208682	51.5		636,025,000
18	EGB69801S276	Al Ahly Securitization The Second Issuance - Second Program Tranche D July 2026 F.R	EGP	30/12/2024	06/03/2025		07/07/2026	Fixed Rate 23.25 % Paid Monthly	15	05/05/2026	23.25	1.10647	39.3		70,747,620
19	EGB69561S474	EFG Hermes Securitization The First Issuance - The Ninth Program Tranche B July 2026 Fixed Return	EGP	17/07/2023	01/10/2023	30/09/2024	30/07/2026	Fixed Rate 19.90% paid Monthly	24	29/04/2026	19.9	0.102524	5.16		7,067,000
20	EGB692R1S336	EL TAAMIR Securitization The First Issuance - Third Program Tranche B July 2026 Variable Return	EGP	14/07/2023	07/09/2023	31/08/2024	31/07/2026	Variable Rate Lending rate +0.35%paid semi-annually	5	29/01/2026	25.35	64.535459	334.81		2,028,970,939
21	EGB694Y1S210	Tawreeq Securitization The Seventh Issue Tranche H July 2026	EGP	05/07/2021	25/10/2021	30/09/2022	31/07/2026	Fixed Rate 10.55% paid Monthly	57	25/05/2026	10.55	0.00768	0.86		300,000
22	EGB69611S0D1	Capital For Securitization The Second Issuance - Seventh Program Tranche H August 2026 V.R	EGP	26/08/2024	03/10/2024		07/08/2026	Variable Rate Lending Rate (corridor) + 1.25 % Paid Monthly	20	06/05/2026	25.5	1.278493	42		81,060,000
23	EGB694K1S554	EFG Securitization The First Issuance - The Seventh Program August 2026 F.R	EGP	18/08/2025	12/10/2025		31/08/2026	Fixed Rate 22.5 % Paid Monthly	6	29/04/2026	22.5	0.328212	9.87		45,475,000
24	EGB69611S1A5	Capital For Securitization The First Issuance - The Tenth Program Tranche C August 2026 V.R	EGP	31/12/2024	27/02/2025		31/08/2026	Variable Rate Lending Rate + 1 % Paid Monthly	16	25/05/2026	25.25	1.52299	71.02		65,336,302

#	ISIN	Bond Name	CR	Issue Date	Listing Date	Call Date	Maturity Date	Interest Rate	Last Coupon No.	Last Coupon Date	Last Coupon Rate %	Last Coupon Value	Issue Price	Last Trade Date	EGP Issue Size
25	EGB69611S584	Capital For Securitization The Fifth Issuance - Second Program Tranche D August 2026 F.R	EGP	31/10/2023	30/11/2023		31/08/2026	Fixed Rate, 22.95%, Paid Monthly	31	25/05/2026	22.95	0.243647	12.5		129,500,000
26	EGB69611S675	Capital For Securitization The Third Issuance - Third Program Tranche W August 2026 F.R	EGP	20/12/2023	01/02/2024		31/08/2026	Fixed Rate, 23.25%, Paid Monthly	29	25/05/2026	23.25	0.296199	15		10,335,000
27	EGB697J1S182	Aman For Securitization The Fifth Issuance - First Program Tranche C August 2026 V.R	EGP	17/09/2024	27/10/2024		31/08/2026	Variable Rate Corridor Rate + 1.10 % Paid Monthly	19	29/04/2026	25.35	0.788824	30.19		94,500,000
28	EGB69761S124	Global Corp Securitization The Fourth Issuance - First Program Tranche B September 2026 Variable Ret	EGP	30/08/2023	08/10/2023	07/10/2024	07/09/2026	Variable Rate lending rate+0.50% paid Monthly	31	06/05/2026	20.5	0.460646	19.13		263,446,442
29	EGB69761S173	Global Corp Securitization The Sixth Issuance - First Program Tranche A September 2026 V.R	EGP	08/08/2024	17/10/2024		10/09/2026	Variable Rate Lending Rate + 0.5 % Paid Monthly	19	06/05/2026	20.5	0.290714	16.38		121,994,026
30	EGB694K1S331	EFG Securitization The Third Issuance - Third Program Tranche B September 2026 V.R	EGP	22/09/2023	23/11/2023	22/12/2024	22/09/2026	Variable Return Despost &Lending Rate +0.75% Paid every 3 months	8	12/03/2026	22.75	2.703597	35.9		167,116,000
31	EGB69611S2E5	Capital For Securitization The Fifth Issuance - Sixth Program Tranche A September 2026 V.R	EGP	01/09/2025	08/10/2025		26/09/2026	Variable Rate Lending Rate + 0.25 % Paid Monthly	8	25/05/2026	20.25	0.941554	56.57		96,901,172
32	EGB694K1S562	EFG Securitization The Second Issuance - Fifth Program Tranche A September 2026 F.R	EGP	01/10/2025	17/12/2025		30/09/2026	Fixed Rate 22.20 % Paid Monthly	5	29/04/2026	22.2	0.742079	32.83	23/02/2026	251,871,000
33	EGB69561S508	EFG Hermes Securitization The First Issuance - The Eighth Program Tranche B September 2026 V.R	EGP	08/09/2023	07/12/2023	30/11/2024	30/09/2026	Variable Rate Lending Rate + 0.50 % Paid monthly	22	29/04/2026	20.5	0.504269	27.18		52,595,000
34	EGB69561S664	EFG Hermes Securitization The Fourth Issuance - Seventh Program Tranche A September 2026 F.R	EGP	24/09/2025	17/12/2025		30/09/2026	Fixed Rate 22.50 % Paid Monthly	5	29/04/2026	22.5	1.002902	43.4		30,140,000
35	EGB69611S2J4	Capital For Securitization The Fourth Issuance - Seventh Program Tranche B September 2026 F.R	EGP	01/10/2025	27/10/2025		30/09/2026	Fixed Rate 22.15 % Paid Monthly	8	25/05/2026	22.15	1.61786	86		912,116,000
36	EGB69611S2O4	Capital For Securitization The Third Issuance - The Twelveth Program Tranche B September 2026 F.R	EGP	01/10/2025	27/10/2025		30/09/2026	Fixed Rate 22.15 % Paid Monthly	8	25/05/2026	22.15	1.69311	90		759,600,000
37	EGB69611S2S5	Capital For Securitization The First Issuance - The Fourteenth Program October 2026 F.R	EGP	09/10/2025	30/10/2025		05/10/2026	Fixed Rate 22 % Paid Monthly	7	04/05/2026	22	0.647937	28.6		429,028,036
38	EGB695R1S119	A.T. Securitization The Fourth Issuance Tranche B October 2026 Variable Return	EGP	31/08/2023	02/10/2023	07/11/2024	07/10/2026	Variable Rate lending rate+0.45% paid Monthly	32	06/05/2026	20.45	0.470331	17.97		154,007,000
39	EGB69801S359	Al Ahly Securitization The First Issuance -The Sixth Program Tranche D October 2026 F.R	EGP	07/04/2025	02/06/2025		07/10/2026	Fixed Rate 22.75 % Paid Monthly	12	04/05/2026	22.75	1.979801	83.55		256,500,000
40	EGB69561S565	EFG Hermes Securitization The Second Issuance - Second Program Tranche B October 2026 V.R	EGP	18/10/2023	31/12/2023		15/10/2026	Variable Rate Lending & Discount Rate +2.5%, Paid Monthly	22	14/05/2026	22.5	0.152567	2.61	24/02/2025	1,909,000

#	ISIN	Bond Name	CR	Issue Date	Listing Date	Call Date	Maturity Date	Interest Rate	Last Coupon No.	Last Coupon Date	Last Coupon Rate %	Last Coupon Value	Issue Price	Last Trade Date	EGP Issue Size
41	EGB690R1S0K9	Sarwa Securitization The Forty-Sixth Issuance Tranche A October 2026 F.R	EGP	01/10/2025	03/11/2025		30/10/2026	Fixed Rate 22 % Paid Monthly	8	25/05/2026	22	1.32023	70.66		301,000,000
42	EGB69561S524	EFG Hermes Securitization The Second Issuance - Sixth Program Tranche A October 2026 V.R	EGP	31/10/2023	03/01/2024	30/04/2024	31/10/2026	Variable rate Lending Rate +1.15% Paid Semi-Annually	5	29/04/2026	23.15	11.353014	62		54,250,000
43	EGB69611S0N0	Capital For Securitization The Third Issuance - Fourth Program Tranche H October 2026 V.R	EGP	30/10/2024	01/12/2024		31/10/2026	Variable Rate Lending Rate + 1.25 % Paid Monthly	19	25/05/2026	25.5	2.165753	100		296,000,000
44	EGB697J1S265	Aman For Securitization The First Issuance Tranche H October 2026 F.R	EGP	31/12/2024	27/02/2025		31/10/2026	Fixed Rate 23.50 % Paid Monthly	15	29/04/2026	23.5	1.931507	100		31,000,000
45	EGB697J1S364	Aman For Securitization The First Issuance - Second Program Tranche B October 2026 F.R	EGP	30/10/2025	24/12/2025		31/10/2026	Fixed Rate 21.55 % Paid Monthly	5	29/04/2026	21.55	1.279224	54.25		166,000,000
46	EGB69781S254	Tamweel Securitization The First Issuance - Fourth Program Tranche A November 2026 V.R	EGP	02/12/2024	26/12/2024		03/11/2026	Variable Rate Lending Rate + 0.55 % Paid Monthly	17	30/04/2026	20.55	0.491568	25.27		158,100,000
47	EGB692R1S377	EL TAAMIR Securitization The Second Issuance - Third Program Tranche B November 2026 V.R	EGP	28/11/2023	31/12/2023	31/12/2024	30/11/2026	Variable rate Lending Rate +0.35% Paid Semi-Annually	5	25/05/2026	22.35	61.138616	545.61		2,144,235,092
48	EGB694K1S588	EFG Securitization The Third Issuance - Fifth Program Tranche A November 2026 F.R	EGP	13/11/2025	21/01/2026		30/11/2026	Fixed Rate 21.80 % Paid Monthly	3	29/04/2026	21.8	0.888968	40.67		252,606,000
49	EGB69561S680	EFG Hermes Securitization The Fifth Issuance Tranche A November 2026 V.R	EGP	19/11/2025	24/12/2025		30/11/2026	Variable Rate Lending Rate + 0.25 % Paid Monthly	5	29/04/2026	20.25	1.280163	65.92		516,324,000
50	EGB69611S2W7	Capital For Securitization The Second Issuance - Ninth Program Tranche A November 2026 F.R	EGP	24/11/2025	24/12/2025		30/11/2026	Fixed Rate 21.55 % Paid Monthly	6	25/05/2026	21.55	0.6711	36.67		143,000,000
51	EGB694Y1S251	Tawreeq Securitization The Eighth Issue Tranche D December 2026	EGP	30/12/2021	10/03/2022	05/02/2023	05/12/2026	Fixed Rate 10.85% paid monthly	52	04/05/2026	10.85	0.0411	2.8		2,186,773
52	EGB69611S1Z2	Capital For Securitization The Second Issuance - The Twelveth Program Tranche D December 2026 F.R	EGP	25/06/2025	04/08/2025		05/12/2026	Fixed Rate 21.30 % Paid Monthly	10	04/05/2026	21.3	1.750685	100		1,020,000,000
53	EGB69801S110	Al Ahly Securitization The First Issuance - Fourth Program Tranche B December 2026 V.R	EGP	02/11/2023	14/12/2023	05/01/2025	05/12/2026	Variable rate Lending Rate +0.50% Paid monthly	21	04/05/2026	28.75	0.374877	20.24		54,449,192
54	EGB69611S1T5	Capital For Securitization The Third Issuance - Seventh Program Tranche D December 2026 F.R	EGP	05/06/2025	07/07/2025		07/12/2026	Fixed Rate 23.25 % Paid Monthly	11	06/05/2026	23.25	1.910959	92		165,140,000
55	EGB69801S144	Al Ahly Securitization The First Issuance - Third Program Tranche B December 2026 V.R	EGP	22/11/2023	22/01/2024	07/01/2026	07/12/2026	Variable Rate , Lending Rate, + 0.50%, Paid Monthly	13	06/05/2026	28.75	1.071849	54.69		148,221,229
56	EGB69801S391	Al Ahly Securitization The First Issuance - The Seventh Program Tranche C December 2026 F.R	EGP	16/06/2025	08/07/2025		07/12/2026	Fixed Rate 22.50 % Paid Monthly	11	06/05/2026	22.5	2.034247	100		45,000,000
57	EGB69801S425	Al Ahly Securitization The Second Issuance - Fifth Program Tranche B December 2026 V.R	EGP	17/12/2025	11/01/2026		07/12/2026	Variable Rate Lending Rate (corridor) + 0.20 % Paid Monthly	5	06/05/2026	21.2	1.826301	100		460,000,000

#	ISIN	Bond Name	CR	Issue Date	Listing Date	Call Date	Maturity Date	Interest Rate	Last Coupon No.	Last Coupon Date	Last Coupon Rate %	Last Coupon Value	Issue Price	Last Trade Date	EGP Issue Size
58	EGB69801S466	Al Ahly Securitization The Second Issuance - Sixth Program Tranche B December 2026 V.R	EGP	25/12/2025	05/02/2026		07/12/2026	Variable Rate Lending Rate (corridor) + 0.20 % Paid Monthly	4	04/05/2026	21.2	1.826301	100		292,000,000
59	EGB690R1S0C6	Sarwa Securitization The Forty-Third Issuance Tranche B December 2026 V.R	EGP	27/12/2023	29/01/2024	30/01/2025	30/12/2026	Variable Rate, Lending Rate +1.25%, Paid Monthly	29	25/05/2026	21.25	0.09679	5.36		37,809,978
60	EGB69561S185	EFG Hermes Securitization The First Issuance - Fourth Program Tranche C December 2026 Fixed Return	EGP	30/12/2021	22/03/2022	28/02/2023	30/12/2026	Fixed Rate 10.20% paid monthly	43	29/04/2026	10.2	0.333104	37.28		59,204,000
61	EGB692C1S507	Egyptian Co. For Securitization The Third Issuance - Second Program Tranche B December 2026 F.R	EGP	29/12/2025	11/02/2026		31/12/2026	Fixed Rate 21.55 % Paid Monthly	4	25/05/2026	21.55	1.830274	100		413,000,000
62	EGB692R1S435	EL TAAMIR Securitization The Eighth Issuance Tranche A December 2026 V.R	EGP	23/12/2025	11/03/2026		31/12/2026	Variable Rate Lending Rate (corridor) + 0.20 % Paid SemiAnuualy					1,000		4,770,000,000
63	EGB694K1S604	EFG Securitization The First Issuance - The Eighth Program Tranche A December 2026 F.R	EGP	17/12/2025	04/03/2026		31/12/2026	Fixed Rate 21.50 % Paid Monthly	2	29/04/2026	21.5	1.226269	58.21		507,892,500
64	EGB69561S599	EFG Hermes Securitization The Second Issuance - Ninth Program Tranche B December 2026 V.R	EGP	21/12/2023	22/02/2024		31/12/2026	Variable Rate, Lending & Discount Rate + 1.15%, Paid Monthly	19	29/04/2026	21.15	0.470114	24.25		37,781,000
65	EGB69561S714	EFG Hermes Securitization The First Issuance - The Tenth Program Tranche A December 2026 F.R	EGP	10/11/2025	21/01/2026		31/12/2026	Fixed Rate 23 % Paid Quarterly	1	30/03/2026	23	8.884932	63.42		52,915,000
66	EGB69611S238	Capital For Securitization The Second Issue-First Program Tranche C December 2026	EGP	02/01/2022	10/03/2022	28/02/2023	31/12/2026	Variable Rate lending rate+0.45% paid Monthly	53	25/05/2026	20.45	0.517818	29.81		227,150,000
67	EGB69611S2Z0	Capital For Securitization The Fourth Issuance - The Twelveth Program Tranche A December 2026 F.R	EGP	25/12/2025	28/01/2026		31/12/2026	Fixed Rate 21 % Paid Monthly	5	25/05/2026	21	1.426849	80		1,476,000,000
68	EGB69611S345	Capital For Securitization The Seventh Issuance Tranche C December 2026	EGP	30/12/2022	30/01/2023	31/01/2025	31/12/2026	Fixed Rate 18.50% paid monthly	40	29/04/2026	18.5	1.085738	61.7		48,061,707
69	EGB69611S3F0	Capital For Securitization The First Issuance - The Sixteenth Program Tranche A December 2026 F.R	EGP	31/12/2025	28/01/2026		31/12/2026	Fixed Rate 21.25 % Paid Monthly	5	25/05/2026	21.25	1.523425	84.41		712,621,952
70	EGB69611S3K0	Capital For Securitization The Second Issuance - Tenth Program Tranche B December 2026 F.R	EGP	29/12/2025	18/02/2026		31/12/2026	Fixed Rate 21.55 % Paid Monthly	4	25/05/2026	21.55	1.830274	100		192,000,000
71	EGB69611S600	Capital For Securitization The First Issuance - Fifth Program Tranche B December 2026 F.R	EGP	06/12/2023	22/01/2024	28/02/2025	31/12/2026	Fixed Rate, 22.5%, Paid Monthly	29	25/05/2026	22.5	0.431164	22.56		156,946,261
72	EGB69611S733	Capital For Securitization The First Issuance - Fourth Program Tranche W December 2026 F.R	EGP	01/01/2024	01/02/2024		31/12/2026	Fixed Rate, 23.25 %, Paid Monthly	29	25/05/2026	23.25	1.293401	65.5		150,870,080
73	EGB69781S031	Tamweel Securitization The First Issue-First Program Tranche C December 2026	EGP	29/12/2021	03/07/2022	31/01/2023	31/12/2026	Variable Rate lending rate+1.10% paid Monthly	52	25/05/2026	21.1	0.829243	46.27		44,700,000

#	ISIN	Bond Name	CR	Issue Date	Listing Date	Call Date	Maturity Date	Interest Rate	Last Coupon No.	Last Coupon Date	Last Coupon Rate %	Last Coupon Value	Issue Price	Last Trade Date	EGP Issue Size
74	EGB69781S239	Tamweel Securitization The First Issuance - Third Program Tranche B December 2026 F.R	EGP	27/12/2023	28/01/2024	28/02/2025	31/12/2026	Fixed Rate, 22.6%, Paid Monthly	29	25/05/2026	22.6	0.477383	24.9		81,900,000
75	EGB69781S312	Tamweel Securitization The Second Issuance - Third Program Tranche B December 2026 F.R	EGP	23/12/2024	19/01/2025	31/01/2026	31/12/2026	Fixed Rate 27.6 % Paid Monthly	17	25/05/2026	27.6	0.799913	34.12		83,400,000
76	EGB697J1S299	Aman For Securitization The Second Issuance Tranche C December 2026 F.R	EGP	01/01/2025	27/02/2025		31/12/2026	Fixed Rate 23.5 % Paid Monthly	15	29/04/2026	23.5	1.277566	56.73	10/03/2025	126,500,000
77	EGB69611S3I4	Capital For Securitization The Second Issuance - The Fourteenth Program January 2027 F.R	EGP	29/12/2025	04/02/2026		05/01/2027	Fixed Rate 21 % Paid Monthly	4	04/05/2026	21	1.328355	66.67		1,172,644,989
78	EGB695R1S135	A.T. Securitization The Fifth Issuance Tranche A January 2027 V.R	EGP	02/12/2024	09/01/2025		07/01/2027	Variable Rate Lending Rate + 0.45 % Paid Monthly	15	06/05/2026	20.45	0.743914	39.04		242,455,000
79	EGB69611S1J6	Capital For Securitization The First Issuance - The Twelveth Program Tranche H January 2027 F.R	EGP	30/12/2024	06/03/2025		07/01/2027	Fixed Rate 23.5 % Paid Monthly	15	06/05/2026	23.5	1.931507	100		550,000,000
80	EGB69611S790	Capital For Securitization The Fourth Issuance - First Program Tranche B January 2027 V.R	EGP	29/12/2023	29/02/2024	07/02/2025	07/01/2027	Variable Rate , Lending Rate + 0.6%, Paid Monthly	27	06/05/2026	20.6	0.407213	20.09		158,700,000
81	EGB69761S033	Global Corp Securitization The First Issue-First Program Tranche C January 2027	EGP	28/12/2021	27/02/2022	07/02/2023	07/01/2027	Variable Rate lending rate+0.60% paid Monthly	52	06/05/2026	20.6	0.217108	11.29		46,194,069
82	EGB69781S189	Tamweel Securitization The Third Issuance - First Program Tranche B January 2027 V.R	EGP	20/12/2023	10/01/2024	07/02/2026	07/01/2027	Variable Rate Lending Rate + 0.60%, Paid Monthly	29	06/05/2026	20.6	0.711893	34.47		91,000,000
83	EGB69781S411	Tamweel Securitization The Second Issuance - Fifth Program Tranche A January 2027 F.R	EGP	27/01/2026	18/02/2026		07/01/2027	Fixed Rate 21.25 % Paid Monthly	3	06/05/2026	21.25	1.203069	61.64		93,700,000
84	EGB69801S284	Al Ahly Securitization The Second Issuance - Second Program Tranche H January 2027 F.R	EGP	30/12/2024	06/03/2025		07/01/2027	Fixed Rate 23.5 % Paid Monthly	15	04/05/2026	23.5	2.124658	100		40,000,000
85	EGB69801S292	Al Ahly Securitization The Second Issuance - Third Program Tranche A January 2027 V.R	EGP	30/12/2024	20/02/2025		07/01/2027	Variable Rate Lending Rate + 0.50 % Paid Quarterly	5	06/04/2026	28.75	3.949962	62.33		193,859,639
86	EGB69611S3B9	Capital For Securitization The Second Issuance - The Eleventh Program Tranche A January 2027 V.R	EGP	31/12/2025	04/02/2026		10/01/2027	Variable Rate Lending Rate + 0.20 % Paid Monthly	4	06/05/2026	20.2	1.261665	68.18		663,700,000
87	EGB69561S748	EFG Hermes Securitization The First Issuance - The Twelveth Program Tranche A January 2027 V.R	EGP	18/12/2025	18/02/2026		31/01/2027	Variable Rate Lending Rate + 0.25 % Paid Monthly	3	29/04/2026	20.25	1.0063	46.01		86,464,000
88	EGB69611S758	Capital For Securitization The First Issuance -The Sixth Program Tranche B January 2027 V.R	EGP	29/12/2023	22/02/2024	28/02/2025	31/01/2027	Variable Rate, Lending Rate + 0.60 % Paid Monthly	28	25/05/2026	20.6	0.373644	21.36		65,563,239
89	EGB69611S899	Capital For Securitization The Second Issuance - Fourth Program Tranche W January 2027 V.R	EGP	27/05/2024	27/06/2024		31/01/2027	Variable Rate , Lending & Discount Rate +1.75%, paid monthly	24	25/05/2026	28	2.378082	100	24/02/2025	248,000,000
90	EGB697J1S398	Aman For Securitization The Second Issuance - Second Program Tranche B	EGP	29/12/2025	25/02/2026		31/01/2027	Variable Rate Lending Rate + 0.40 % Paid	3	29/04/2026	20.4	1.676712	100		265,000,000

#	ISIN	Bond Name	CR	Issue Date	Listing Date	Call Date	Maturity Date	Interest Rate	Last Coupon No.	Last Coupon Date	Last Coupon Rate %	Last Coupon Value	Issue Price	Last Trade Date	EGP Issue Size
		January 2027 V.R						Monthly							
91	EGB692C1S341	Egyptian Co. For Securitization The Eleventh Issue Tranche C February 2027	EGP	02/01/2022	10/02/2022	10/03/2023	10/02/2027	Variable Rate overnight lending rate+0.45% paid Monthly	51	09/04/2026	20.45	1.028548	45.66		339,949,996
92	EGB692C1S432	Egyptian Co. For Securitization The Thirteenth Issuance Tranche B February 2027 V.R	EGP	29/12/2023	08/02/2024	10/03/2025	10/02/2027	Variable Rate , Overnight Lending rate + 0.60%, Paid monthly	28	06/05/2026	20.6	0.623207	38.54		460,994,748
93	EGB69611S1C1	Capital For Securitization The First Issuance - The Eleventh Program Tranche B February 2027 V.R	EGP	30/12/2024	06/03/2025	10/02/2026	10/02/2027	Variable Rate Lending Rate + 0.5 % Paid Monthly	15	06/05/2026	20.5	1.042233	54.02		301,790,000
94	EGB692R1S179	EL TAAMIR Securitization The Sixth Issue Tranche C March 2027	EGP	17/03/2022	26/04/2022	05/05/2023	05/03/2027	Variable Rate lending rate+0.60% paid Monthly	50	04/05/2026	20.6	0.856976	38.95		78,877,261
95	EGB69761S157	Global Corp Securitization The Fifth Issuance - First Program Tranche B March 2027 V.R	EGP	13/02/2024	28/04/2024	10/03/2026	10/03/2027	Variable Rate , Lending Rate + 0.60%, Paid monthly	11	06/05/2026	20.6	0.744084	40.78		156,578,365
96	EGB694K1S570	EFG Securitization The Second Issuance - Fifth Program Tranche B March 2027 F.R	EGP	01/10/2025	17/12/2025		31/03/2027	Fixed Rate 21.60 % Paid Monthly	5	29/04/2026	21.6	1.775342	100		328,770,000
97	EGB694Y1S285	Tawreeq Securitization The Sixth Issue Tranche C March 2027	EGP	09/03/2022	02/06/2022	31/05/2023	31/03/2027	Variable Rate lending rate+0.85% paid Monthly	50	25/05/2026	20.85	0.518695	29.29		54,716,000
98	EGB69561S789	EFG Hermes Securitization The First Issuance - The Eleventh Program Tranche A March 2027 F.R	EGP	03/02/2026	10/05/2026		31/03/2027	Fixed Rate 20.75 % Paid Monthly					100		423,150,000
99	EGB69611S2K2	Capital For Securitization The Fourth Issuance - Seventh Program Tranche C March 2027 F.R	EGP	01/10/2025	27/10/2025		31/03/2027	Fixed Rate 21.90 % Paid Monthly	8	25/05/2026	21.9	1.86	100		650,700,000
100	EGB69611S2P1	Capital For Securitization The Third Issuance - The Twelveth Program Tranche C March 2027 F.R	EGP	01/10/2025	27/10/2025		31/03/2027	Fixed Rate 21.90 % Paid Monthly	8	25/05/2026	21.9	1.86	100		740,000,000
101	EGB69611S3M6	Capital For Securitization The Third Issuance - The Fourteenth Program March 2027 F.R	EGP	08/04/2026	30/04/2026		31/03/2027	Fixed Rate 19 % Paid Monthly	2	25/05/2026	19	1.566285	97.06		1,268,112,315
102	EGB69611S0E9	Capital For Securitization The Second Issuance - Seventh Program Tranche W April 2027 V.R	EGP	26/08/2024	03/10/2024		07/04/2027	Variable Rate Lending Rate (corridor) + 1.75 % Paid Monthly	20	06/05/2026	26	2.136986	100		114,000,000
103	EGB69801S367	Al Ahly Securitization The First Issuance -The Sixth Program Tranche H April 2027 F.R	EGP	07/04/2025	02/06/2025		07/04/2027	Fixed Rate 23 % Paid Monthly	12	04/05/2026	23	2.079452	100		74,500,000
104	EGB694K1S596	EFG Securitization The Third Issuance - Fifth Program Tranche B April 2027 F.R	EGP	13/11/2025	21/01/2026		30/04/2027	Fixed Rate 21.50 % Paid Monthly	3	29/04/2026	21.5	1.767123	100		113,925,000
105	EGB697J1S349	Aman For Securitization The Third Issuance Tranche C April 2027 V.R	EGP	11/06/2025	28/07/2025		30/04/2027	Variable Rate Lending Rate (corridor) + 1 % Paid Monthly	10	29/04/2026	21	1.726027	78.02		106,500,000

#	ISIN	Bond Name	CR	Issue Date	Listing Date	Call Date	Maturity Date	Interest Rate	Last Coupon No.	Last Coupon Date	Last Coupon Rate %	Last Coupon Value	Issue Price	Last Trade Date	EGP Issue Size
106	EGB69801S409	Al Ahly Securitization The First Issuance - The Seventh Program Tranche D May 2027 F.R	EGP	16/06/2025	08/07/2025		07/05/2027	Fixed Rate 22.75 % Paid Monthly	11	06/05/2026	22.75	2.056849	100		15,000,000
107	EGB690R1S0F9	Sarwa Securitization The Forty-Fourth Issuance Tranche B May 2027 V.R	EGP	08/05/2024	27/06/2024	30/06/2025	30/05/2027	Variable Rate Lending Rate (corridor) + 1.25 % Paid Monthly	24	25/05/2026	25.5	0.06492	3	24/02/2025	16,305,713
108	EGB69611S0O8	Capital For Securitization The Third Issuance - Fourth Program Tranche W May 2027 V.R	EGP	30/10/2024	01/12/2024		31/05/2027	Variable Rate Lending Rate + 1.75 % Paid Monthly	19	25/05/2026	26	2.208219	100	24/02/2025	231,000,000
109	EGB69611S2A3	Capital For Securitization The Second Issuance - The Twelveth Program Tranche H June 2027 F.R	EGP	25/06/2025	04/08/2025		05/06/2027	Fixed Rate 21.40 % Paid Monthly	10	04/05/2026	21.4	1.758904	100		670,000,000
110	EGB697Q1S050	Aur Securitization The First Issuance-The First Program Tranche B June 2027 Variable Return	EGP	01/06/2023	26/07/2023	06/09/2025	06/06/2027	Variable Rate Lending rate +0.55%paid quarterly	11	05/03/2026	22.55	4.528832	69		378,130,000
111	EGB694Z1S060	Beltone Securitization The Second Issuance Tranche A June 2027 V.R	EGP	19/05/2025	07/07/2025		07/06/2027	Variable Rate Lending Rate + 0.50 % Paid Monthly	11	06/05/2026	20.5	0.95191	49.68		363,157,000
112	EGB695R1S093	A.T. Securitization The Third Issue Tranche C June 2027	EGP	31/05/2022	03/07/2022	07/08/2023	07/06/2027	Variable Rate lending rate+0.45% paid Monthly	47	06/05/2026	20.45	0.259122	13.99		88,112,410
113	EGB69611S1U3	Capital For Securitization The Third Issuance - Seventh Program Tranche H June 2027 F.R	EGP	05/06/2025	07/07/2025		07/06/2027	Fixed Rate 23.5 % Paid Monthly	11	06/05/2026	23.5	1.931507	100		70,000,000
114	EGB69801S433	Al Ahly Securitization The Second Issuance - Fifth Program Tranche C June 2027 V.R	EGP	17/12/2025	11/01/2026		07/06/2027	Variable Rate Lending Rate (corridor) + 0.30 % Paid Monthly	5	06/05/2026	21.3	1.835342	100		285,000,000
115	EGB692C1S242	Egyptian Co. For Securitization The Eighth Issue Tranche D June 2027	EGP	30/12/2019	10/06/2020	10/03/2021	10/06/2027	Variable Rate overnight lending rate+1.80% paid Monthly	71	06/05/2026	21.8	0.701446	40.93		74,691,492
116	EGB694K1S612	EFG Securitization The First Issuance - The Eighth Program Tranche B June 2027 F.R	EGP	17/12/2025	04/03/2026		30/06/2027	Fixed Rate 21.20 % Paid Monthly	2	29/04/2026	21.2	1.742466	100		238,972,500
117	EGB694Z1S094	Beltone Securitization The First Issuance - Second Program Tranche A July 2027 V.R	EGP	18/08/2025	23/09/2025		30/07/2027	Variable Rate Lending Rate (corridor) + 0.40 % Paid Monthly	9	25/05/2026	20.4	1.122846	66.97		368,989,000
118	EGB692C1S515	Egyptian Co. For Securitization The Third Issuance - Second Program Tranche C July 2027 F.R	EGP	29/12/2025	29/12/2025		31/07/2027	Fixed Rate 21.30 % Paid Monthly	4	25/05/2026	21.3	1.809041	100		200,000,000
119	EGB697Q1S035	Aur Securitization The First Issuance Tranche C August 2027 Variable Return Rate	EGP	02/04/2023	01/06/2023	07/05/2025	07/08/2027	Variable Rate lending rate+0.7% paid Monthly	36	06/05/2026	28.95	0.995317	40.53		76,193,398
120	EGB69761S231	Global Corp Securitization The First Issuance - Second Program Tranche A August 2027 V.R	EGP	28/08/2025	21/10/2025		25/08/2027	Variable Rate Lending Rate + 0.35 % Paid Monthly	8	24/05/2026	20.35	1.044736	61.75		549,543,698
121	EGB697J1S190	Aman For Securitization The Fifth Issuance - First Program Tranche D August 2027 V.R	EGP	17/09/2024	27/10/2024		31/08/2027	Variable Rate Corridor Rate + 1.25 % Paid Monthly	19	29/04/2026	25.5	2.09589	100		202,000,000

#	ISIN	Bond Name	CR	Issue Date	Listing Date	Call Date	Maturity Date	Interest Rate	Last Coupon No.	Last Coupon Date	Last Coupon Rate %	Last Coupon Value	Issue Price	Last Trade Date	EGP Issue Size
122	EGB69611S311	Capital For Securitization The Third Issuance - First Program Tranche C September 2027	EGP	02/01/2023	30/01/2023	05/03/2024	05/09/2027	Variable Rate Lending&Discount rate +0.60%paid monthly	40	04/05/2026	20.6	1.580015	90.91		494,550,000
123	EGB69611S1K4	Capital For Securitization The First Issuance - The Twelveth Program Tranche W September 2027 F.R	EGP	30/12/2024	06/03/2025		07/09/2027	Fixed Rate 23.75 % Paid Monthly	15	06/05/2026	23.75	1.952055	100		380,000,000
124	EGB69801S474	Al Ahly Securitization The Second Issuance - Sixth Program Tranche C September 2027 V.R	EGP	25/12/2025	05/02/2026		07/09/2027	Variable Rate Lending Rate (corridor) + 0.40 % Paid Monthly	4	04/05/2026	21.4	1.844384	100		233,000,000
125	EGB69761S181	Global Corp Securitization The Sixth Issuance - First Program Tranche B September 2027 V.R	EGP	08/08/2024	17/10/2024	10/10/2026	10/09/2027	Variable Rate Lending Rate + 0.6 % Paid Monthly	19	06/05/2026	20.6	1.410226	96.1		370,000,000
126	EGB69761S207	Global Corp Securitization The Second Issuance - Second Program Tranche A September 2027 V.R	EGP	28/08/2025	21/10/2025		15/09/2027	Variable Rate Lending Rate + 0.35 % Paid Monthly	7	14/05/2026	20.35	1.302032	70.23		727,534,579
127	EGB690R1S916	Sarwa Securitization The Thirty-Ninth Issuance Tranche C September 2027	EGP	13/11/2022	24/11/2022	30/11/2023	30/09/2027	Fixed Rate 16.10 % paid Monthly	43	25/05/2026	16.1	0.877	64.14		153,286,004
128	EGB692R1S203	EL TAAMIR Securitization The Seventh Issue Tranche C September 2027	EGP	30/09/2022	17/11/2022	30/10/2023	30/09/2027	Variable Rate Lending&Discount rate+0.50% paid Semi Annually	7	30/03/2026	23.5	114.999518	696.84	01/08/2023	2,661,919,310
129	EGB69471S518	AL Rehab For Securitization The First Issuance - Second Program Tranche B September 2027 F.R	EGP	01/10/2024	21/11/2024		30/09/2027	Fixed Rate 24 % Paid SemiAnuualy	3	31/03/2026	24	11.967123	82.6		144,000,000
130	EGB69561S631	EFG Hermes Securitization The Fourth Issuance Tranche A September 2027 V.R	EGP	31/12/2024	17/03/2025	31/03/2025	30/09/2027	Variable Rate Lending Rate + 1.25 % Paid SemiAnuualy	3	30/03/2026	24.25	12.091781	100		62,500,000
131	EGB69611S2L0	Capital For Securitization The Fourth Issuance - Seventh Program Tranche D September 2027 F.R	EGP	01/10/2025	27/10/2025		30/09/2027	Fixed Rate 21.65 % Paid Monthly	8	25/05/2026	21.65	1.838767	100		351,800,000
132	EGB69611S2Q9	Capital For Securitization The Third Issuance - The Twelveth Program Tranche D September 2027 F.R	EGP	01/10/2025	27/10/2025		30/09/2027	Fixed Rate 21.65 % Paid Monthly	8	25/05/2026	21.65	1.838767	100		633,000,000
133	EGB69611S3L8	Capital For Securitization The Second Issuance - Tenth Program Tranche C September 2027 F.R	EGP	29/12/2025	18/02/2026		30/09/2027	Fixed Rate 21.05 % Paid Monthly	4	25/05/2026	21.05	1.787808	100		113,000,000
134	EGB692R1S310	EL TAAMIR Securitization The First Issuance-The Second Program Tranche C October 2027 Variable Retur	EGP	18/05/2023	22/06/2023	03/07/2024	03/10/2027	Variable Rate Lending rate +0.60%paid Monthly	34	30/04/2026	20.6	1.693151	100		310,000,000
135	EGB692R1S401	EL TAAMIR Securitization The Second Issuance - Second Program Tranche A October 2027 V.R	EGP	02/09/2025	13/10/2025		03/10/2027	Variable Rate Lending Rate + 0.35 % Paid Monthly	7	30/04/2026	20.35	1.472071	85.25		488,920,000
136	EGB694Z1S045	Beltone Securitization The First Issuance Tranche B October 2027 V.R	EGP	21/10/2024	02/01/2025	07/01/2026	07/10/2027	Variable Rate Lending Rate + 0.75 % Paid Monthly	6	06/04/2026	21.75	4.682486	77.03		727,927,000
137	EGB69761S066	Global Corp Securitization The Second Issue-First Program Tranche C October 2027	EGP	02/10/2022	17/11/2022	07/12/2023	07/10/2027	Variable Rate Lending&Discount rate+0.45% paid Monthly	42	06/05/2026	20.45	0.81918	39.02		188,866,995

#	ISIN	Bond Name	CR	Issue Date	Listing Date	Call Date	Maturity Date	Interest Rate	Last Coupon No.	Last Coupon Date	Last Coupon Rate %	Last Coupon Value	Issue Price	Last Trade Date	EGP Issue Size
138	EGB69561S284	EFG Hermes Securitization The First Issuance -The Sixth Program Tranche B October 2027 Variable Retu	EGP	03/11/2022	22/01/2023	30/04/2023	31/10/2027	Variable Rate Lending rate +0.55%paid Semi-Annually	7	29/04/2026	22.55	11.058767	75		228,000,000
139	EGB69611S0G4	Capital For Securitization The Second Issuance - Sixth Program Tranche B October 2027 V.R	EGP	11/10/2024	21/11/2024	30/11/2025	31/10/2027	Variable Rate Lending Rate + 0.4 % Paid Monthly	19	25/05/2026	20.4	1.065184	61.48		217,558,289
140	EGB697J1S034	Aman For Securitization The First Issuance-The First Program Tranche C October 2027	EGP	05/02/2023	21/03/2023	28/02/2025	31/10/2027	Fixed Rate 18.70 % paid Monthly	38	29/04/2026	18.7	1.228082	73.04		74,500,000
141	EGB697J1S372	Aman For Securitization The First Issuance - Second Program Tranche C October 2027 F.R	EGP	30/10/2025	24/12/2025		31/10/2027	Fixed Rate 21.05 % Paid Monthly	5	29/04/2026	21.05	1.730137	100		191,000,000
142	EGB69781S262	Tamweel Securitization The First Issuance - Fourth Program Tranche B November 2027 V.R	EGP	02/12/2024	26/12/2024	03/12/2026	03/11/2027	Variable Rate Lending Rate + 0.6 % Paid Monthly	17	30/04/2026	20.6	1.693151	92.47		319,500,000
143	EGB69761S132	Global Corp Securitization The Fourth Issuance - First Program Tranche C November 2027 Variable Retu	EGP	30/08/2023	08/10/2023	07/10/2024	07/11/2027	Variable Rate lending rate+0.60% paid Monthly	31	06/05/2026	20.6	1.862466	100		772,000,000
144	EGB697Q1S100	Aur Securitization The Second Issuance - First Program Tranche B November 2027 V.R	EGP	20/12/2023	01/02/2024	07/02/2026	07/11/2027	Variable Rate , Lending Rate + 1.375%, Paid quarterly	10	06/05/2026	21.375	5.123767	80.93		708,125,000
145	EGB69781S098	Tamweel Securitization The Second Issue-First Program Tranche C November 2027	EGP	02/10/2022	03/11/2022	10/12/2023	10/11/2027	Variable Rate lending rate+0.60% paid Monthly	43	06/05/2026	20.6	1.076066	59.27		248,800,000
146	EGB69471S435	AL Rehab For Securitization The Fourth Issue-First Program Tranche C November 2027	EGP	29/11/2021	10/03/2022	29/01/2023	29/11/2027	Fixed Rate 10.25 % paid monthly	45	25/05/2026	10.25	0.033327	3.96		9,595,000
147	EGB69611S2X5	Capital For Securitization The Second Issuance - Ninth Program Tranche B November 2027 F.R	EGP	24/11/2025	24/12/2025		30/11/2027	Fixed Rate 21.05 % Paid Monthly	6	25/05/2026	21.05	1.787808	100		150,000,000
148	EGB69611S2T3	Capital For Securitization The First Issuance - The Fifteenth Program Tranche A December 2027 V.R	EGP	10/11/2025	03/12/2025		03/12/2027	Variable Rate Lending Rate + 0.35 % Paid Monthly	6	30/04/2026	20.35	1.470862	87.39		369,672,000
149	EGB69781S361	Tamweel Securitization The Second Issuance - Fourth Program Tranche A December 2027 V.R	EGP	10/12/2025	31/12/2025		07/12/2027	Variable Rate Lending Rate + 0.35 % Paid Monthly	5	06/05/2026	20.35	1.500795	88.07		583,000,000
150	EGB69801S441	AI Ahly Securitization The Second Issuance - Fifth Program Tranche D December 2027 V.R	EGP	17/12/2025	11/01/2026		07/12/2027	Variable Rate Lending Rate (corridor) + 0.50 % Paid Monthly	5	06/05/2026	21.5	1.853425	100		70,000,000
151	EGB692C1S317	Egyptian Co. For Securitization The Tenth Issue Tranche D December 2027	EGP	31/12/2020	17/06/2021	10/03/2022	12/12/2027	Variable Rate overnight lending rate+0.80% paid Monthly	64	06/05/2026	20.8	0.071642	2.24		3,640,055
152	EGB690R1S0I3	Sarwa Securitization The Forty-Fifth Issuance Tranche B December 2027 F.R	EGP	27/12/2024	23/01/2025		30/12/2027	Fixed Rate 23.25 % Paid Monthly	17	25/05/2026	23.25	0.68597	34.74		264,012,086
153	EGB69561S227	EFG Hermes Securitization The First Issuance - Third Program Tranche C December 2027 Fixed Return	EGP	30/12/2021	28/03/2022	28/02/2023	30/12/2027	Fixed Rate10.25% paid monthly	43	29/04/2026	10.25	0.219127	23.5		33,177,500

#	ISIN	Bond Name	CR	Issue Date	Listing Date	Call Date	Maturity Date	Interest Rate	Last Coupon No.	Last Coupon Date	Last Coupon Rate %	Last Coupon Value	Issue Price	Last Trade Date	EGP Issue Size
154	EGB69561S623	EFG Hermes Securitization The Third Issuance - Seventh Program Tranche B December 2027 V.R	EGP	30/12/2024	13/03/2025		31/12/2027	Variable Rate Lending Rate + 1 % Paid Monthly	14	29/04/2026	24.25	1.273316	56.93		77,427,000
155	EGB69611S0T7	Capital For Securitization The Third Issuance - Sixth Program Tranche B December 2027 V.R	EGP	27/12/2024	03/02/2025	31/01/2026	31/12/2027	Variable Rate Lending Rate + 0.4 % Paid Monthly	17	25/05/2026	20.4	1.413123	81.56		464,700,216
156	EGB69611S3A1	Capital For Securitization The Fourth Issuance - The Twelveth Program Tranche B December 2027 F.R	EGP	25/12/2025	28/01/2026		31/12/2027	Fixed Rate 20 % Paid Monthly	5	25/05/2026	20	1.69863	100		1,675,000,000
157	EGB69781S247	Tamweel Securitization The First Issuance - Third Program Tranche C December 2027 F.R	EGP	27/12/2023	28/01/2024	28/02/2025	31/12/2027	Fixed Rate, 22.55%, Paid Monthly	29	25/05/2026	22.55	1.915205	100		155,300,000
158	EGB69781S320	Tamweel Securitization The Second Issuance - Third Program Tranche C December 2027 F.R	EGP	23/12/2024	19/01/2025	31/01/2026	31/12/2027	Fixed Rate 28.4 % Paid Monthly	17	25/05/2026	28.4	2.412055	100		235,700,000
159	EGB697J1S307	Aman For Securitization The Second Issuance Tranche D December 2027 F.R	EGP	01/01/2025	27/02/2025		31/12/2027	Fixed Rate 24 % Paid Monthly	15	29/04/2026	24	1.972603	100	10/03/2025	84,000,000
160	EGB697J1S406	Aman For Securitization The Second Issuance - Second Program Tranche C December 2027 V.R	EGP	29/12/2025	25/02/2026		31/12/2027	Variable Rate Lending Rate + 1.05 % Paid Monthly	3	29/04/2026	21.05	1.730137	100		156,000,000
161	EGB69761S108	Global Corp Securitization The Third Issuance-First Program Tranche C January 2028	EGP	02/01/2023	27/02/2023	05/04/2025	05/01/2028	Variable Rate Deposit & Lending rate +0.65%paid every 3 months	13	09/04/2026	21.65	5.516301	92.21		563,377,000
162	EGB69761S272	Global Corp Securitization The Third Issuance - Second Program Tranche A January 2028 V.R	EGP	30/12/2025	28/01/2026		05/01/2028	Variable Rate Lending Rate + 0.30 % Paid Monthly	4	04/05/2026	20.3	1.575319	93.82		1,217,792,663
163	EGB69801S177	Al Ahly Securitization The Second Issuance Tranche B January 2028 V.R	EGP	29/12/2023	11/03/2024		05/01/2028	Variable Rate , Lending Rate + 1.40%, Paid Quarterly	9	02/04/2026	24.65	4.322963	64.53		220,676,344
164	EGB695R1S127	A.T. Securitization The Fourth Issuance Tranche C January 2028 Variable Return	EGP	31/08/2023	02/10/2023	07/11/2024	07/01/2028	Variable Rate lending rate+0.55% paid Monthly	32	06/05/2026	20.55	1.752245	93.32		557,136,000
165	EGB695R1S143	A.T. Securitization The Fifth Issuance Tranche B January 2028 V.R	EGP	02/12/2024	09/01/2025	07/02/2027	07/01/2028	Variable Rate Lending Rate + 0.55 % Paid Monthly	15	06/05/2026	20.55	1.636264	84		413,297,000
166	EGB695R1S168	A.T. Securitization The First Issuance - The First Program Tranche A January 2028 V.R	EGP	08/12/2025	08/01/2026		07/01/2028	Variable Rate Lending Rate (corridor) + 0.30 % Paid Monthly	4	06/05/2026	20.3	1.525007	91.1		681,435,000
167	EGB697Q1S126	Aur Securitization The Third Issuance - First Program Tranche A January 2028 V.R	EGP	30/12/2025	08/02/2026		07/01/2028	Variable Rate Lending Rate + 0.35 % Paid Monthly	4	06/05/2026	20.35	1.490967	88.51		425,716,000
168	EGB69801S300	Al Ahly Securitization The Second Issuance - Third Program Tranche B January 2028 V.R	EGP	30/12/2024	20/02/2025	07/02/2027	07/01/2028	Variable Rate Lending Rate + 0.6 % Paid Monthly	5	06/04/2026	28.85	5.180822	100		302,000,000
169	EGB692C1S358	Egyptian Co. For Securitization The Eleventh Issue Tranche D January 2028	EGP	02/01/2022	10/02/2022	10/03/2023	10/01/2028	Variable Rate overnight lending rate+0.70% paid Monthly	52	06/05/2026	20.7	1.474521	100		202,400,000

#	ISIN	Bond Name	CR	Issue Date	Listing Date	Call Date	Maturity Date	Interest Rate	Last Coupon No.	Last Coupon Date	Last Coupon Rate %	Last Coupon Value	Issue Price	Last Trade Date	EGP Issue Size
170	EGB69611S3C7	Capital For Securitization The Second Issuance - The Eleventh Program Tranche B January 2028 V.R	EGP	31/12/2025	04/02/2026	10/02/2027	10/01/2028	Variable Rate Lending Rate + 0.30 % Paid Monthly	4	06/05/2026	20.3	1.668493	100		1,135,700,000
171	EGB69561S375	EFG Hermes Securitization The Second Issuance - Fourth Program Tranche C January 2028 Fixed Return	EGP	30/12/2022	16/03/2023	30/01/2026	30/01/2028	Fixed Rate 15.90% paid Monthly	31	29/04/2026	15.9	0.956717	67.08		241,422,000
172	EGB69801S037	Al Ahly Securitization The First Issuance - The First Program Tranche C February 2028 Variable Retur	EGP	12/06/2023	07/08/2023	05/08/2024	05/02/2028	Variable Rate Lending rate +0.70%paid monthly	34	04/05/2026	28.95	1.095437	63.91		176,404,267
173	EGB690R1S940	Sarwa Securitization The Forteith Issuance Tranche C February 2028	EGP	29/03/2023	26/04/2023	30/05/2024	29/02/2028	Fixed Rate 19 % paid Monthly	38	25/05/2026	19	0.79238	49.1		265,649,964
174	EGB69611S1V1	Capital For Securitization The Third Issuance - Seventh Program Tranche W March 2028 F.R	EGP	05/06/2025	07/07/2025		07/03/2028	Fixed Rate 23.75 % Paid Monthly	11	06/05/2026	23.75	1.952055	100		40,000,000
175	EGB69611S1D9	Capital For Securitization The First Issuance - The Eleventh Program Tranche C March 2028 V.R	EGP	30/12/2024	06/03/2025	10/02/2026	10/03/2028	Variable Rate Lending Rate + 0.6 % Paid Monthly	15	06/05/2026	20.6	1.413855	83.5		379,945,000
176	EGB694K1S349	EFG Securitization The Third Issuance - Third Program Tranche C March 2028 V.R	EGP	22/09/2023	23/11/2023	22/12/2024	22/03/2028	Variable Return Despost &Lending Rate +1.15% Paid every 3 months	8	12/03/2026	23.15	5.708219	100		531,300,000
177	EGB690R1S841	Sarwa Securitization The Thirty-Fifth Issue Tranche D March 2028	EGP	31/05/2021	04/08/2021	30/05/2022	31/03/2028	Fixed Rate 10.75% paid Monthly	53	25/05/2026	10.75	0.45207	49.51		97,047,749
178	EGB69561S433	EFG Hermes Securitization The Second Issuance - Fifth Program Tranche C March 2028 Fixed Return	EGP	01/03/2023	18/05/2023	31/05/2024	31/03/2028	Fixed Rate 18.50% paid monthly	35	29/04/2026	18.5	0.487235	26.56		67,396,500
179	EGB69611S1M0	Capital For Securitization The Fourth Issuance - Sixth Program Tranche B March 2028 V.R	EGP	27/03/2025	30/04/2025	30/04/2026	31/03/2028	Variable Rate Lending Rate + 0.40 % Paid Monthly	14	25/05/2026	20.4	1.716038	99.04		445,871,081
180	EGB69801S482	Al Ahly Securitization The First Issuance - The Ninth Program Tranche A April 2028 V.R	EGP	18/03/2026	03/05/2026		05/04/2028	Variable Rate Lending Rate + 0.30 % Paid Monthly					92.6		914,000,000
181	EGB69611S2B1	Capital For Securitization The Second Issuance - The Twelveth Program Tranche W May 2028 F.R	EGP	25/06/2025	04/08/2025		05/05/2028	Fixed Rate 21.60 % Paid Monthly	10	04/05/2026	21.6	1.775342	100		685,000,000
182	EGB69781S346	Tamweel Securitization The First Issuance - Fifth Program Tranche B May 2028 F.R	EGP	13/05/2025	29/05/2025		07/05/2028	Fixed Rate 23.75 % Paid Monthly	12	06/05/2026	23.75	1.82823	92.72		248,500,000
183	EGB692C1S440	Egyptian Co. For Securitization The Thirteenth Issuance Tranche C May 2028 V.R	EGP	29/12/2023	08/02/2024	10/03/2025	10/05/2028	Variable Rate , Overnight Lending rate + 0.7%, Paid monthly	28	06/05/2026	20.7	1.469994	99.69		1,303,984,651
184	EGB697Q1S068	Aur Securitization The First Issuance-The First Program Tranche C June 2028 Variable Return	EGP	01/06/2023	26/07/2023	06/09/2025	06/06/2028	Variable Rate Lending rate +0.70%paid quarterly	11	05/03/2026	22.7	5.659452	100		368,000,000
185	EGB694Z1S078	Beltone Securitization The Second Issuance Tranche B June 2028 V.R	EGP	19/05/2025	07/07/2025	07/07/2027	07/06/2028	Variable Rate Lending Rate + 0.60 % Paid Monthly	11	06/05/2026	20.6	1.396488	70.69		493,398,000
186	EGB69471S468	AL Rehab For Securitization The Fifth Issue-First Program Tranche C June	EGP	29/06/2022	22/09/2022	29/10/2023	29/06/2028	Fixed Rate 13.75% paid Monthly	21	04/05/2026	13.75	0.89714	78.03	24/02/2025	468,150,000

#	ISIN	Bond Name	CR	Issue Date	Listing Date	Call Date	Maturity Date	Interest Rate	Last Coupon No.	Last Coupon Date	Last Coupon Rate %	Last Coupon Value	Issue Price	Last Trade Date	EGP Issue Size
		2028													
187	EGB690R1S973	Sarwa Securitization The Forty-First Issuance Tranche C June 2028 Fixed Return	EGP	23/06/2023	26/07/2023	30/08/2024	30/06/2028	Fixed Rate 21% paid Monthly	35	25/05/2026	21	1.58825	89.05		478,194,165
188	EGB69561S268	EFG Hermes Securitization The Second Issuance - Third Program Tranche D July 2028 Fixed Return	EGP	21/07/2022	09/10/2022	21/09/2023	21/07/2028	Fixed Rate 13.35% paid monthly	37	20/05/2026	13.35	0.581206	47.65		86,059,000
189	EGB694Z1S102	Beltone Securitization The First Issuance - Second Program Tranche B July 2028 V.R	EGP	18/08/2025	23/09/2025	30/08/2027	30/07/2028	Variable Rate Lending Rate (corridor) + 0.50 % Paid Monthly	9	25/05/2026	20.5	1.633562	96.95		318,000,000
190	EGB692R1S344	EL TAAMIR Securitization The First Issuance - Third Program Tranche C July 2028 Variable Return	EGP	14/07/2023	07/09/2023	31/08/2024	31/07/2028	Variable Rate Lending rate +0.60%paid semi-annually	5	29/01/2026	25.6	129.753425	1,000		5,820,000,000
191	EGB69801S060	Al Ahly Securitization The First Issuance Tranche C August 2028 Variable Return	EGP	26/09/2023	02/11/2023	05/10/2026	05/08/2028	Variable Rate lending rate+1.30% paid monthly	11	04/05/2026	24.55	5.437534	90.86		348,000,000
192	EGB69611S808	Capital For Securitization The Fourth Issuance - First Program Tranche C August 2028 V.R	EGP	29/12/2023	29/02/2024	07/02/2025	07/08/2028	Variable Rate , Lending Rate + 0.8%, Paid Monthly	27	06/05/2026	20.8	1.709589	100		575,000,000
193	EGB69761S074	Global Corp Securitization The Second Issue-First Program Tranche D August 2028	EGP	02/10/2022	17/11/2022	07/12/2023	07/08/2028	Variable Rate Lending&Disco unt rate+0.50% paid Monthly	42	06/05/2026	20.5	1.63721	88.33		59,184,000
194	EGB69761S199	Global Corp Securitization The Sixth Issuance - First Program Tranche C August 2028 V.R	EGP	08/08/2024	17/10/2024	10/10/2026	10/08/2028	Variable Rate Lending Rate + 0.9 % Paid Monthly	19	06/05/2026	20.9	1.449589	97.37		185,000,000
195	EGB69761S249	Global Corp Securitization The First Issuance - Second Program Tranche B August 2028 V.R	EGP	28/08/2025	21/10/2025	25/09/2027	25/08/2028	Variable Rate Lending Rate + 0.45 % Paid Monthly	8	24/05/2026	20.45	1.494218	91.96		579,370,000
196	EGB69611S2F2	Capital For Securitization The Fifth Issuance - Sixth Program Tranche B August 2028 V.R	EGP	01/09/2025	08/10/2025	26/10/2026	26/08/2028	Variable Rate Lending Rate + 0.4 % Paid Monthly	8	25/05/2026	20.4	1.669251	99.55		550,345,982
197	EGB697J1S208	Aman For Securitization The Fifth Issuance - First Program Tranche H August 2028 V.R	EGP	17/09/2024	27/10/2024		31/08/2028	Variable Rate Corridor Rate + 1.40 % Paid Monthly	19	29/04/2026	25.65	2.108219	100		175,000,000
198	EGB69801S151	Al Ahly Securitization The First Issuance - Third Program Tranche C September 2028 V.R	EGP	22/11/2023	22/01/2024	07/01/2026	07/09/2028	Variable Rate, Lending Rate +0.70%, Paid Monthly	13	06/05/2026	28.95	1.871507	100		476,000,000
199	EGB69761S165	Global Corp Securitization The Fifth Issuance - First Program Tranche C September 2028 V.R	EGP	13/02/2024	28/04/2024	10/03/2026	10/09/2028	Variable Rate , Lending Rate + 0.80%, Paid monthly	11	06/05/2026	20.8	1.404872	69.46		417,775,560
200	EGB69761S215	Global Corp Securitization The Second Issuance - Second Program Tranche B September 2028 V.R	EGP	28/08/2025	21/10/2025	15/10/2027	15/09/2028	Variable Rate Lending Rate + 0.45 % Paid Monthly	7	14/05/2026	20.45	1.712309	94.27		610,880,421
201	EGB694K1S216	EFG Securitization The Second Issuance - Third Program Tranche C September 2028 Variable Return	EGP	25/09/2022	22/11/2022	25/11/2023	25/09/2028	Variable Rate lending rate+0.6% paid Monthly	35	21/05/2026	20.6	0.149448	8.4		71,441,271
202	EGB690R1S0A0	Sarwa Securitization The Forty-Second Issuance Tranche C September 2028 Fixed Return	EGP	28/09/2023	26/10/2023	30/10/2024	30/09/2028	Fixed Rate 22 % paid Monthly	32	25/05/2026	22	1.37954	73.83		344,794,649

#	ISIN	Bond Name	CR	Issue Date	Listing Date	Call Date	Maturity Date	Interest Rate	Last Coupon No.	Last Coupon Date	Last Coupon Rate %	Last Coupon Value	Issue Price	Last Trade Date	EGP Issue Size
203	EGB69561S672	EFG Hermes Securitization The Fourth Issuance - Seventh Program Tranche B September 2028 F.R	EGP	24/09/2025	17/12/2025		30/09/2028	Fixed Rate 21 % Paid Monthly	5	29/04/2026	21	1.726027	100		154,560,000
204	EGB69611S2M8	Capital For Securitization The Fourth Issuance - Seventh Program Tranche H September 2028 F.R	EGP	01/10/2025	27/10/2025		30/09/2028	Fixed Rate 21.40 % Paid Monthly	8	25/05/2026	21.4	1.817534	100		356,900,000
205	EGB69611S2R7	Capital For Securitization The Third Issuance - The Twelveth Program Tranche H September 2028 F.R	EGP	01/10/2025	27/10/2025		30/09/2028	Fixed Rate 21.40 % Paid Monthly	8	25/05/2026	21.4	1.817534	100		894,500,000
206	EGB692R1S419	EL TAAMIR Securitization The Second Issuance - Second Program Tranche B October 2028 V.R	EGP	02/09/2025	13/10/2025	03/11/2027	03/10/2028	Variable Rate Lending Rate + 0.45 % Paid Monthly	7	30/04/2026	20.45	1.621156	96.45		445,600,000
207	EGB694Z1S052	Beltone Securitization The First Issuance Tranche C October 2028 V.R	EGP	21/10/2024	02/01/2025	07/01/2026	07/10/2028	Variable Rate Lending Rate + 1 % Paid Monthly	6	06/04/2026	22	4.406458	82.14		184,000,000
208	EGB690R1S0L7	Sarwa Securitization The Forty-Sixth Issuance Tranche B October 2028 F.R	EGP	01/10/2025	03/11/2025	30/10/2026	30/10/2028	Fixed Rate 20.50 % Paid Monthly	8	25/05/2026	20.5	1.49415	85.82		570,681,007
209	EGB690R1S882	Sarwa Securitization The Thirty-Six Issue Tranche D October 2028	EGP	01/12/2021	20/01/2022	30/12/2022	30/10/2028	Fixed Rate 10.75% paid Monthly	46	25/05/2026	10.75	0.86097	94.3		128,247,811
210	EGB692R1S286	EL TAAMIR Securitization The First Issuance-The First Program Tranche W October 2028 Fixed Rate	EGP	07/03/2023	18/05/2023	31/05/2024	31/10/2028	Fixed Rate 18.20% paid Monthly	29	25/05/2026	18.2	1.545753	100		230,300,000
211	EGB69561S532	EFG Hermes Securitization The Second Issuance - Sixth Program Tranche B October 2028 V.R	EGP	31/10/2023	03/01/2024	30/04/2024	31/10/2028	Variable rate Lending Rate +1.35% Paid Semi-Annually	5	29/04/2026	23.35	11.451096	100		217,000,000
212	EGB69561S698	EFG Hermes Securitization The Fifth Issuance Tranche B October 2028 V.R	EGP	19/11/2025	24/12/2025	31/12/2026	31/10/2028	Variable Rate Lending Rate + 0.40 % Paid Monthly	5	29/04/2026	20.4	1.402128	83.62		1,677,511,600
213	EGB69611S246	Capital For Securitization The Second Issue-First Program Tranche D October 2028	EGP	02/01/2022	10/03/2022	28/02/2023	31/10/2028	Variable Rate lending rate+0.60% paid Monthly	53	25/05/2026	20.6	1.749589	100		152,300,000
214	EGB69781S270	Tamweel Securitization The First Issuance - Fourth Program Tranche C November 2028 V.R	EGP	02/12/2024	26/12/2024	03/12/2026	03/11/2028	Variable Rate Lending Rate + 0.7 % Paid Monthly	17	30/04/2026	20.7	1.70137	100		373,300,000
215	EGB69801S128	Al Ahly Securitization The First Issuance - Fourth Program Tranche C November 2028 V.R	EGP	02/11/2023	14/12/2023	05/01/2025	05/11/2028	Variable rate Lending Rate +0.70% Paid monthly	21	04/05/2026	28.95	1.70137	100		289,500,000
216	EGB697Q1S118	Aur Securitization The Second Issuance - First Program Tranche C November 2028 V.R	EGP	20/12/2023	01/02/2024	07/02/2026	07/11/2028	Variable Rate , Lending Rate + 1.50%, Paid quarterly	10	06/05/2026	21.5	5.609589	100		597,000,000
217	EGB690R1S0D4	Sarwa Securitization The Forty-Third Issuance Tranche C November 2028 V.R	EGP	27/12/2023	29/01/2024	30/01/2025	30/11/2028	Variable Rate , Lending Rate +1.75%, Paid Monthly	29	25/05/2026	21.75	1.84726	100		349,000,000
218	EGB692R1S385	EL TAAMIR Securitization The Second Issuance - Third Program Tranche C November 2028 V.R	EGP	28/11/2023	31/12/2023	31/12/2024	30/11/2028	Variable rate Lending Rate +0.60% Paid Semi-Annually	5	25/05/2026	22.6	113.309589	1,000		4,822,500,000
219	EGB69561S722	EFG Hermes Securitization The First Issuance - The Tenth Program Tranche B November 2028 F.R	EGP	10/11/2025	21/01/2026		30/11/2028	Fixed Rate 21 % Paid Monthly	1	30/03/2026	21	8.112329	100		207,460,000

#	ISIN	Bond Name	CR	Issue Date	Listing Date	Call Date	Maturity Date	Interest Rate	Last Coupon No.	Last Coupon Date	Last Coupon Rate %	Last Coupon Value	Issue Price	Last Trade Date	EGP Issue Size
220	EGB69611S2Y3	Capital For Securitization The Second Issuance - Ninth Program Tranche C November 2028 F.R	EGP	24/11/2025	24/12/2025		30/11/2028	Fixed Rate 20.80 % Paid Monthly	6	25/05/2026	20.8	1.766575	100		44,500,000
221	EGB69611S618	Capital For Securitization The First Issuance - Fifth Program Tranche C November 2028 F.R	EGP	06/12/2023	22/01/2024	28/02/2025	30/11/2028	Fixed Rate,22.25%, Paid Monthly	29	25/05/2026	22.25	1.889726	100		274,400,000
222	EGB69611S2U1	Capital For Securitization The First Issuance - The Fifteenth Program Tranche B December 2028 V.R	EGP	10/11/2025	03/12/2025	03/12/2027	03/12/2028	Variable Rate Lending Rate + 0.45 % Paid Monthly	6	30/04/2026	20.45	1.680822	100		299,000,000
223	EGB695R1S150	A.T. Securitization The Fifth Issuance Tranche C December 2028 V.R	EGP	02/12/2024	09/01/2025	07/02/2027	07/12/2028	Variable Rate Lending Rate + 0.8 % Paid Monthly	15	06/05/2026	20.8	1.481475	78.78		272,575,000
224	EGB69781S379	Tamweel Securitization The Second Issuance - Fourth Program Tranche B December 2028 V.R	EGP	10/12/2025	31/12/2025	07/01/2028	07/12/2028	Variable Rate Lending Rate + 0.45 % Paid Monthly	5	06/05/2026	20.45	1.680822	98.24		417,500,000
225	EGB69781S429	Tamweel Securitization The Second Issuance - Fifth Program Tranche B December 2028 F.R	EGP	27/01/2026	18/02/2026		07/12/2028	Fixed Rate 20.75 % Paid Monthly	3	06/05/2026	20.75	1.705479	100		231,000,000
226	EGB692R1S443	EL TAAMIR Securitization The Eighth Issuance Tranche B December 2028 V.R	EGP	23/12/2025	11/03/2026	31/01/2027	31/12/2028	Variable Rate Lending Rate (corridor) + 0.30 % Paid SemiAnuualy					1,000		7,196,000,000
227	EGB69561S755	EFG Hermes Securitization The First Issuance - The Twelveth Program Tranche B December 2028 V.R	EGP	18/12/2025	18/02/2026	28/02/2027	31/12/2028	Variable Rate Lending Rate + 0.40 % Paid Monthly	3	29/04/2026	20.4	1.676712	100		449,905,000
228	EGB69611S3G8	Capital For Securitization The First Issuance - The Sixteenth Program Tranche B December 2028 F.R	EGP	31/12/2025	28/01/2026	31/01/2027	31/12/2028	Fixed Rate 20.50 % Paid Monthly	5	25/05/2026	20.5	1.741096	100		1,281,000,000
229	EGB69611S766	Capital For Securitization The First Issuance -The Sixth Program Tranche C December 2028 V.R	EGP	29/12/2023	22/02/2024	28/02/2025	31/12/2028	Variable Rate, Lending Rate + 0.8 % Paid Monthly	28	25/05/2026	20.8	1.657095	93.8		286,098,112
230	EGB697J1S414	Aman For Securitization The Second Issuance - Second Program Tranche D December 2028 V.R	EGP	29/12/2025	25/02/2026		31/12/2028	Variable Rate Lending Rate + 1.55 % Paid Monthly	3	29/04/2026	21.55	1.771233	100		57,000,000
231	EGB69761S280	Global Corp Securitization The Third Issuance - Second Program Tranche B January 2029 V.R	EGP	30/12/2025	28/01/2026	05/02/2028	05/01/2029	Variable Rate Lending Rate + 0.40 % Paid Monthly	4	04/05/2026	20.4	1.676712	100		732,000,000
232	EGB695R1S176	A.T. Securitization The First Issuance - The First Program Tranche B January 2029 V.R	EGP	08/12/2025	08/01/2026	07/02/2028	07/01/2029	Variable Rate Lending Rate (corridor) + 0.40 % Paid Monthly	4	06/05/2026	20.4	1.65981	98.99		550,395,000
233	EGB69781S197	Tamweel Securitization The Third Issuance - First Program Tranche C January 2029 V.R	EGP	20/12/2023	10/01/2024	07/02/2026	07/01/2029	Variable Rate Lending Rate +0.80%, Paid Monthly	29	06/05/2026	20.8	1.57847	91.37		619,500,000
234	EGB697Q1S134	Aur Securitization The Third Issuance - First Program Tranche B January 2029 V.R	EGP	30/12/2025	08/02/2026	07/02/2028	07/01/2029	Variable Rate Lending Rate + 0.45 % Paid Monthly	4	06/05/2026	20.45	1.680822	100		339,000,000
235	EGB69611S3D5	Capital For Securitization The Second Issuance - The Eleventh Program Tranche C January 2029 V.R	EGP	31/12/2025	04/02/2026	10/02/2027	10/01/2029	Variable Rate Lending Rate + 0.40 % Paid Monthly	4	06/05/2026	20.4	1.676712	100		956,800,000

#	ISIN	Bond Name	CR	Issue Date	Listing Date	Call Date	Maturity Date	Interest Rate	Last Coupon No.	Last Coupon Date	Last Coupon Rate %	Last Coupon Value	Issue Price	Last Trade Date	EGP Issue Size
236	EGB69561S797	EFG Hermes Securitization The First Issuance - The Eleventh Program Tranche B February 2029 V.R	EGP	03/02/2026	10/05/2026	31/03/2027	28/02/2029	Variable Rate Lending Rate + 0.40 % Paid Monthly					100		906,750,000
237	EGB69611S1E7	Capital For Securitization The First Issuance - The Eleventh Program Tranche D March 2029 V.R	EGP	30/12/2024	06/03/2025	10/02/2026	10/03/2029	Variable Rate Lending Rate + 0.9 % Paid Monthly	15	06/05/2026	20.9	1.284504	74.78		281,755,000
238	EGB69801S490	Al Ahly Securitization The First Issuance - The Ninth Program Tranche B April 2029 V.R	EGP	18/03/2026	03/05/2026	05/05/2028	05/04/2029	Variable Rate Lending Rate + 0.40 % Paid Monthly					100		552,000,000
239	EGB690R1S0G7	Sarwa Securitization The Forty-Fourth Issuance Tranche C April 2029 V.R	EGP	08/05/2024	27/06/2024	30/06/2025	30/04/2029	Variable Rate Lending Rate (corridor) +1.75 % Paid Monthly	24	25/05/2026	26	2.20822	100		224,000,000
240	EGB69781S353	Tamweel Securitization The First Issuance - Fifth Program Tranche C May 2029 F.R	EGP	13/05/2025	29/05/2025		07/05/2029	Fixed Rate 23.5 % Paid Monthly	12	06/05/2026	23.5	1.931507	100		112,000,000
241	EGB692C1S457	Egyptian Co. For Securitization The Thirteenth Issuance Tranche D June 2029 V.R	EGP	29/12/2023	08/02/2024	10/03/2025	10/06/2029	Variable Rate , Overnight Lending rate + 0.8%, Paid monthly	28	06/05/2026	20.8	1.481644	100		281,000,000
242	EGB694K1S141	EFG Securitization The First Issuance - Fourth Program Tranche D June 2029 Variable Return	EGP	20/06/2022	14/09/2022	20/07/2024	20/06/2029	Variable Rate lending rate+0.70% paid Monthly	38	19/05/2026	20.7	0.670271	35.89		82,965,040
243	EGB694K1S182	EFG Securitization The First Issuance - Fourth Program Tranche E June 2029 Fixed Return	EGP	20/06/2022	14/09/2022	20/07/2024	20/06/2029	Fixed Rate 13.40% paid monthly	38	19/05/2026	13.4	0.743282	64.44		53,941,759
244	EGB692R1S393	EL TAAMIR Securitization The Second Issuance - Third Program Tranche D June 2029 V.R	EGP	28/11/2023	31/12/2023	31/12/2024	30/06/2029	Variable rate Lending Rate +0.80% Paid Semi-Annually	5	25/05/2026	22.8	114.312329	1,000		4,987,500,000
245	EGB69561S516	EFG Hermes Securitization The First Issuance - The Eighth Program Tranche C June 2029 V.R	EGP	08/09/2023	07/12/2023	30/11/2024	30/06/2029	Variable Rate Lending Rate + 0.70 % Paid monthly	22	29/04/2026	20.7	1.70137	100		212,400,000
246	EGB69611S2V9	Capital For Securitization The First Issuance - The Fifteenth Program Tranche C July 2029 V.R	EGP	10/11/2025	03/12/2025	03/12/2027	03/07/2029	Variable Rate Lending Rate + 0.60 % Paid Monthly	6	30/04/2026	20.6	1.693151	100		82,000,000
247	EGB69801S318	Al Ahly Securitization The Second Issuance - Third Program Tranche C July 2029 V.R	EGP	30/12/2024	20/02/2025	07/02/2027	07/07/2029	Variable Rate Lending Rate + 0.9 % Paid Monthly	5	06/04/2026	29.15	5.254795	100		265,000,000
248	EGB694Z1S110	Beltone Securitization The First Issuance - Second Program Tranche C July 2029 V.R	EGP	18/08/2025	23/09/2025	30/08/2027	30/07/2029	Variable Rate Lending Rate (corridor) + 0.60 % Paid Monthly	9	25/05/2026	20.6	1.550869	91.6		218,000,000
249	EGB69471S492	AL Rehab For Securitization The Twelvth Issuance Tranche C July 2029 Variable Return	EGP	27/07/2023	19/10/2023	31/08/2026	31/07/2029	Variable Rate Lending&Disc rate+1.3% paid Monthly	19	25/05/2026	21.3	1.307797	72.29		127,700,000
250	EGB69561S573	EFG Hermes Securitization The Second Issuance - Second Program Tranche C August 2029 V.R	EGP	18/10/2023	31/12/2023		15/08/2029	Variable Rate Lending & Discount Rate +3%, Paid Monthly	22	14/05/2026	23	1.819596	90.24		63,210,000
251	EGB69761S256	Global Corp Securitization The First Issuance - Second Program Tranche C August 2029 V.R	EGP	28/08/2025	21/10/2025	25/09/2027	25/08/2029	Variable Rate Lending Rate + 0.55 % Paid Monthly	8	24/05/2026	20.55	1.501467	91.96		574,750,000

#	ISIN	Bond Name	CR	Issue Date	Listing Date	Call Date	Maturity Date	Interest Rate	Last Coupon No.	Last Coupon Date	Last Coupon Rate %	Last Coupon Value	Issue Price	Last Trade Date	EGP Issue Size
252	EGB697J1S216	Aman For Securitization The Fifth Issuance - First Program Tranche W August 2029 V.R	EGP	17/09/2024	27/10/2024		31/08/2029	Variable Rate Corridor Rate + 1.5 % Paid Monthly	19	29/04/2026	25.75	2.116438	100	24/02/2025	110,000,000
253	EGB692R1S427	EL TAAMIR Securitization The Second Issuance - Second Program Tranche C September 2029 V.R	EGP	02/09/2025	13/10/2025	03/11/2027	03/09/2029	Variable Rate Lending Rate + 0.55 % Paid Monthly	7	30/04/2026	20.55	1.560597	92.4		243,000,000
254	EGB692R1S211	EL TAAMIR Securitization The Seventh Issue Tranche D September 2029	EGP	30/09/2022	17/11/2022	30/10/2023	30/09/2029	Variable Rate Lending&Discount rate+0.70% paid Semi Annually	7	30/03/2026	23.7	118.175342	1,000	01/08/2023	6,600,000,000
255	EGB692R1S252	EL TAAMIR Securitization The First Issuance-The First Program Tranche C September 2029 Variable Rate	EGP	07/03/2023	18/05/2023	31/05/2024	30/09/2029	Variable Rate Lending rate +0.70%paid Monthly	29	25/05/2026	20.7	1.310851	74.56		159,240,879
256	EGB692R1S351	EL TAAMIR Securitization The First Issuance - Third Program Tranche D September 2029 Variable Return	EGP	14/07/2023	07/09/2023	31/08/2024	30/09/2029	Variable Rate Lending rate +0.80%paid semi-annually	5	29/01/2026	25.8	130.767123	1,000		1,410,000,000
257	EGB69471S526	AL Rehab For Securitization The First Issuance - Second Program Tranche C September 2029 F.R	EGP	01/10/2024	21/11/2024		30/09/2029	Fixed Rate 24 % Paid Monthly	3	31/03/2026	24	11.967123	100		507,860,000
258	EGB69561S649	EFG Hermes Securitization The Fourth Issuance Tranche B September 2029 V.R	EGP	31/12/2024	17/03/2025	31/03/2025	30/09/2029	Variable Rate Lending Rate + 1.5 % Paid SemiAnnualy	3	30/03/2026	24.5	12.216438	100		155,000,000
259	EGB69781S106	Tamweel Securitization The Second Issue-First Program Tranche D October 2029	EGP	02/10/2022	03/11/2022	10/12/2023	10/10/2029	Variable Rate lending rate+0.70% paid Monthly	43	06/05/2026	20.7	1.590207	91.75		266,800,000
260	EGB69561S292	EFG Hermes Securitization The First Issuance -The Sixth Program Tranche C October 2029 Variable Retu	EGP	03/11/2022	22/01/2023	30/04/2023	31/10/2029	Variable Rate Lending rate +0.65%paid Semi-Annually	7	29/04/2026	22.65	11.107808	100		400,000,000
261	EGB69611S0H2	Capital For Securitization The Second Issuance - Sixth Program Tranche C October 2029 V.R	EGP	11/10/2024	21/11/2024	30/11/2025	31/10/2029	Variable Rate Lending Rate + 0.55 % Paid Monthly	19	25/05/2026	20.55	1.571945	90.07		458,954,015
262	EGB697J1S315	Aman For Securitization The Second Issuance Tranche H October 2029 V.R	EGP	01/01/2025	27/02/2025		31/10/2029	Variable Rate Lending Rate (corridor) + 1.5 % Paid Monthly	15	29/04/2026	24.75	2.034247	100		91,500,000
263	EGB69781S288	Tamweel Securitization The First Issuance - Fourth Program Tranche D November 2029 V.R	EGP	02/12/2024	26/12/2024	03/12/2026	03/11/2029	Variable Rate Lending Rate + 0.8 % Paid Monthly	17	30/04/2026	20.8	1.709589	100		245,300,000
264	EGB694Z1S086	Beltone Securitization The Second Issuance Tranche C November 2029 V.R	EGP	19/05/2025	07/07/2025	07/07/2027	07/11/2029	Variable Rate Lending Rate + 0.90 % Paid Monthly	11	06/05/2026	20.9	1.321234	58.21		338,192,000
265	EGB69561S326	EFG Hermes Securitization The Third Issuance - Third Program Tranche C November 2029 Fixed Return	EGP	17/11/2022	07/02/2023	17/01/2024	17/11/2029	Fixed Rate 16.10 % paid Monthly	33	14/05/2026	16.1	0.994042	77.48		138,235,000
266	EGB690R1S0J1	Sarwa Securitization The Forty-Fifth Issuance Tranche C November 2029 F.R	EGP	27/12/2024	23/01/2025		30/11/2029	Fixed Rate 23.75 % Paid Monthly	17	25/05/2026	23.75	2.01712	100		210,000,000
267	EGB694K1S281	EFG Securitization The Second Issuance - Fourth Program Tranche W	EGP	07/03/2023	07/05/2023	31/10/2024	30/11/2029	Fixed Rate 18.25 % paid Monthly	28	29/04/2026	18.25	1.286773	84.32		70,988,863

#	ISIN	Bond Name	CR	Issue Date	Listing Date	Call Date	Maturity Date	Interest Rate	Last Coupon No.	Last Coupon Date	Last Coupon Rate %	Last Coupon Value	Issue Price	Last Trade Date	EGP Issue Size
		November 2029 Fixed Return													
268	EGB69781S387	Tamweel Securitization The Second Issuance - Fourth Program Tranche C December 2029 V.R	EGP	10/12/2025	31/12/2025	07/01/2028	07/12/2029	Variable Rate Lending Rate + 0.55 % Paid Monthly	5	06/05/2026	20.55	1.689041	100		417,000,000
269	EGB69611S0U5	Capital For Securitization The Third Issuance - Sixth Program Tranche C December 2029 V.R	EGP	27/12/2024	03/02/2025	31/01/2026	31/12/2029	Variable Rate Lending Rate + 0.55 % Paid Monthly	17	25/05/2026	20.55	1.603806	91.89		564,458,934
270	EGB69761S298	Global Corp Securitization The Third Issuance - Second Program Tranche C January 2030 V.R	EGP	30/12/2025	28/01/2026	05/02/2028	05/01/2030	Variable Rate Lending Rate + 0.55 % Paid Monthly	4	04/05/2026	20.55	1.689041	100		445,000,000
271	EGB69781S437	Tamweel Securitization The Second Issuance - Fifth Program Tranche C January 2030 F.R	EGP	27/01/2026	18/02/2026		07/01/2030	Fixed Rate 20.25 % Paid Monthly	3	06/05/2026	20.25	1.664384	100		87,000,000
272	EGB69761S223	Global Corp Securitization The Second Issuance - Second Program Tranche C January 2030 V.R	EGP	28/08/2025	21/10/2025	15/10/2027	15/01/2030	Variable Rate Lending Rate + 0.60 % Paid Monthly	7	14/05/2026	20.6	1.723854	95.45		610,880,421
273	EGB69801S185	Al Ahly Securitization The Second Issuance Tranche C February 2030 V.R	EGP	29/12/2023	11/03/2024	05/03/2028	05/02/2030	Variable Rate , Lending Rate + 1.80% , Paid Monthly	9	02/04/2026	25.05	5.621918	100		426,000,000
274	EGB69561S409	EFG Hermes Securitization The Third Issuance Tranche C February 2030 Fixed Return	EGP	15/02/2023	11/05/2023	30/04/2024	28/02/2030	Fixed Rate 18.25% paid Monthly	29	29/04/2026	18.25	1.5	98.44		295,183,000
275	EGB694K1S257	EFG Securitization The Second Issuance - Fourth Program Tranche C March 2030 Variable Return	EGP	07/03/2023	07/05/2023	31/05/2024	31/03/2030	Variable Rate Lending rate +0.70%paid monthly	28	29/04/2026	20.7	1.196688	69.44		314,600,832
276	EGB69611S1N8	Capital For Securitization The Fourth Issuance - Sixth Program Tranche C March 2030 V.R	EGP	27/03/2025	30/04/2025	30/04/2026	31/03/2030	Variable Rate Lending Rate + 0.55 % Paid Monthly	14	25/05/2026	20.55	1.744328	99.94		597,157,615
277	EGB695R1S184	A.T. Securitization The First Issuance - The First Program Tranche C April 2030 V.R	EGP	08/12/2025	08/01/2026	07/02/2028	07/04/2030	Variable Rate Lending Rate (corridor) + 0.50 % Paid Monthly	4	06/05/2026	20.5	1.684932	100		545,000,000
278	EGB69611S774	Capital For Securitization The First Issuance -The Sixth Program Tranche D May 2030 V.R	EGP	29/12/2023	22/02/2024	28/02/2025	31/05/2030	Variable Rate, Lending Rate + 1.15 % Paid Monthly	28	25/05/2026	21.15	1.587001	88.35		121,920,592
279	EGB69801S508	Al Ahly Securitization The First Issuance - The Ninth Program Tranche C June 2030 V.R	EGP	18/03/2026	03/05/2026	05/05/2028	05/06/2030	Variable Rate Lending Rate + 0.55 % Paid Monthly					100		461,000,000
280	EGB697Q1S142	Aur Securitization The Third Issuance - First Program Tranche C June 2030 V.R	EGP	30/12/2025	08/02/2026	07/02/2028	07/06/2030	Variable Rate Lending Rate + 0.55 % Paid Monthly	4	06/05/2026	20.55	1.689041	100		240,700,000
281	EGB692R1S450	EL TAAMIR Securitization The Eighth Issuance Tranche C June 2030 V.R	EGP	23/12/2025	11/03/2026	31/01/2027	30/06/2030	Variable Rate Lending Rate (corridor) + 0.45 % Paid SemiAnnualy					1,000		8,034,000,000
282	EGB69561S706	EFG Hermes Securitization The Fifth Issuance Tranche C June 2030 V.R	EGP	19/11/2025	24/12/2025	31/12/2026	30/06/2030	Variable Rate Lending Rate + 0.60 % Paid Monthly	5	29/04/2026	20.6	1.260861	74.47		768,267,300
283	EGB694Z1S128	Beltone Securitization The First Issuance - Second Program Tranche D July	EGP	18/08/2025	23/09/2025	30/08/2027	30/07/2030	Variable Rate Lending Rate (corridor) +	9	25/05/2026	20.7	1.491842	87.68		178,000,000

#	ISIN	Bond Name	CR	Issue Date	Listing Date	Call Date	Maturity Date	Interest Rate	Last Coupon No.	Last Coupon Date	Last Coupon Rate %	Last Coupon Value	Issue Price	Last Trade Date	EGP Issue Size
		2030 V.R						0.70 % Paid Monthly							
284	EGB69561S482	EFG Hermes Securitization The First Issuance - The Ninth Program Tranche C July 2030 Fixed Return	EGP	17/07/2023	01/10/2023	30/09/2024	30/07/2030	Fixed Rate 20.15% paid Monthly	24	29/04/2026	20.15	1.656164	100		285,862,500
285	EGB69611S3E3	Capital For Securitization The Second Issuance - The Eleventh Program Tranche D August 2030 V.R	EGP	31/12/2025	04/02/2026	10/02/2027	10/08/2030	Variable Rate Lending Rate + 0.50 % Paid Monthly	4	06/05/2026	20.5	1.684932	100		1,094,100,000
286	EGB69761S264	Global Corp Securitization The First Issuance - Second Program Tranche D August 2030 V.R	EGP	28/08/2025	21/10/2025	25/09/2027	25/08/2030	Variable Rate Lending Rate + 0.65 % Paid Monthly	8	24/05/2026	20.65	1.454218	88.63		394,425,000
287	EGB69611S2G0	Capital For Securitization The Fifth Issuance - Sixth Program Tranche C August 2030 V.R	EGP	01/09/2025	08/10/2025	26/10/2026	26/08/2030	Variable Rate Lending Rate + 0.55 % Paid Monthly	8	25/05/2026	20.55	1.682245	99.6		643,637,860
288	EGB690R1S0M5	Sarwa Securitization The Forty-Sixth Issuance Tranche C September 2030 F.R	EGP	01/10/2025	03/11/2025	30/10/2026	30/09/2030	Fixed Rate 20.30 % Paid Monthly	8	25/05/2026	20.3	1.72411	100		221,000,000
289	EGB69611S3H6	Capital For Securitization The First Issuance - The Sixteenth Program Tranche C September 2030 F.R	EGP	31/12/2025	28/01/2026	31/01/2027	30/09/2030	Fixed Rate 20 % Paid Monthly	5	25/05/2026	20	1.69863	100		314,760,000
290	EGB69561S540	EFG Hermes Securitization The Second Issuance - Sixth Program Tranche C October 2030 V.R	EGP	31/10/2023	03/01/2024	30/04/2024	31/10/2030	Variable rate Lending Rate +1.45% Paid Semi-Annually	5	29/04/2026	23.45	11.500137	100		395,500,000
291	EGB69781S205	Tamweel Securitization The Third Issuance - First Program Tranche D December 2030 V.R	EGP	20/12/2023	10/01/2024	07/02/2026	07/12/2030	Variable Rate Lending Rate +1.15%, Paid Monthly	29	06/05/2026	21.15	1.689312	97.18		310,000,000
292	EGB69781S395	Tamweel Securitization The Second Issuance - Fourth Program Tranche D December 2030 V.R	EGP	10/12/2025	31/12/2025	07/01/2028	07/12/2030	Variable Rate Lending Rate + 0.65 % Paid Monthly	5	06/05/2026	20.65	1.69726	100		342,000,000
293	EGB69561S607	EFG Hermes Securitization The Second Issuance - Ninth Program Tranche C December 2030 V.R	EGP	21/12/2023	22/02/2024	31/01/2027	31/12/2030	Variable Rate Lending & Discount Rate + 1.45%, Paid Monthly	19	29/04/2026	21.45	1.763014	100		214,710,000
294	EGB69561S763	EFG Hermes Securitization The First Issuance - The Twelfth Program Tranche C December 2030 V.R	EGP	18/12/2025	18/02/2026	28/02/2027	31/12/2030	Variable Rate Lending Rate + 0.55 % Paid Monthly	3	29/04/2026	20.55	1.689041	100		341,700,000
295	EGB69781S296	Tamweel Securitization The First Issuance - Fourth Program Tranche H February 2031 V.R	EGP	02/12/2024	26/12/2024	03/12/2026	03/02/2031	Variable Rate Lending Rate + 1.15 % Paid Monthly	17	30/04/2026	21.15	1.738356	100		200,600,000
296	EGB69561S805	EFG Hermes Securitization The First Issuance - The Eleventh Program Tranche C February 2031 V.R	EGP	03/02/2026	10/05/2026	31/03/2027	28/02/2031	Variable Rate Lending Rate + 0.60 % Paid Monthly					100		594,425,000
297	EGB692R1S229	EL TAAMIR Securitization The Seventh Issue Tranche H May 2031	EGP	30/09/2022	17/11/2022	30/10/2023	30/05/2031	Variable Rate Lending&Discount rate+0.95% paid Semi Annually	7	30/03/2026	23.95	119.421918	1,000	01/08/2023	5,680,000,000
298	EGB69611S0I0	Capital For Securitization The Second Issuance - Sixth Program Tranche D July 2031 V.R	EGP	11/10/2024	21/11/2024	30/11/2025	31/07/2031	Variable Rate Lending Rate + 0.8 % Paid Monthly	19	25/05/2026	20.8	1.615171	91.43		446,493,642
299	EGB69561S656	EFG Hermes Securitization The Fourth Issuance Tranche C September 2031	EGP	31/12/2024	17/03/2025	31/03/2025	30/09/2031	Variable Rate Lending Rate + 1.75 % Paid	3	30/03/2026	24.75	12.341096	100		282,500,000

#	ISIN	Bond Name	CR	Issue Date	Listing Date	Call Date	Maturity Date	Interest Rate	Last Coupon No.	Last Coupon Date	Last Coupon Rate %	Last Coupon Value	Issue Price	Last Trade Date	EGP Issue Size
		V.R						SemiAnnualy							
300	EGB69611S0V3	Capital For Securitization The Third Issuance - Sixth Program Tranche D September 2031 V.R	EGP	27/12/2024	03/02/2025	31/01/2026	30/09/2031	Variable Rate Lending Rate + 0.8 % Paid Monthly	17	25/05/2026	20.8	1.681464	95.18		398,258,773
301	EGB69561S730	EFG Hermes Securitization The First Issuance - The Tenth Program Tranche C November 2031 F.R	EGP	10/11/2025	21/01/2026		30/11/2031	Fixed Rate 20 % Paid Monthly	1	30/03/2026	20	7.726027	100		160,105,000
302	EGB69611S106	Capital For Securitization The Fourth Issuance - Sixth Program Tranche D December 2031 V.R	EGP	27/03/2025	30/04/2025	30/04/2026	31/12/2031	Variable Rate Lending Rate + 0.8 % Paid Monthly	14	25/05/2026	20.8	1.766266	99.98		458,279,609
303	EGB694K1S158	EFG Securitization The First Issuance - Fourth Program Tranche H January 2032 Variable Return	EGP	20/06/2022	14/09/2022	20/07/2024	20/01/2032	Variable Rate lending rate+1.15% paid Monthly	38	19/05/2026	21.15	1.325806	73.36		58,696,332
304	EGB69781S403	Tamweel Securitization The Second Issuance - Fourth Program Tranche H June 2032 V.R	EGP	10/12/2025	31/12/2025	07/01/2028	07/06/2032	Variable Rate Lending Rate + 0.75 % Paid Monthly	5	06/05/2026	20.75	1.705479	100		257,000,000
305	EGB69611S2H8	Capital For Securitization The Fifth Issuance - Sixth Program Tranche D June 2032 V.R	EGP	01/09/2025	08/10/2025	26/10/2026	26/06/2032	Variable Rate Lending Rate + 0.80 % Paid Monthly	8	25/05/2026	20.8	16,860,773,985	98.62		184,294,096
306	EGB69561S771	EFG Hermes Securitization The First Issuance - The Twelveth Program Tranche D June 2032 V.R	EGP	18/12/2025	18/02/2026	28/02/2027	30/06/2032	Variable Rate Lending Rate + 0.80 % Paid Monthly	3	29/04/2026	20.8	1.709589	100		159,460,000
307	EGB69781S114	Tamweel Securitization The Second Issue-First Program Tranche H September 2032	EGP	02/10/2022	03/11/2022	10/12/2023	10/09/2032	Variable Rate lending rate+1.5% paid Monthly	43	06/05/2026	21.5	1.767123	100		67,200,000
308	EGB69781S213	Tamweel Securitization The Third Issuance - First Program Tranche H December 2032 V.R	EGP	20/12/2023	10/01/2024	07/02/2026	07/12/2032	Variable Rate Lending Rate +1.50%, Paid Monthly	29	06/05/2026	21.5	1.767123	100		123,200,000
309	EGB69561S813	EFG Hermes Securitization The First Issuance - The Eleventh Program Tranche D February 2033 V.R	EGP	03/02/2026	10/05/2026	31/03/2027	28/02/2033	Variable Rate Lending Rate + 0.85 % Paid Monthly					100		90,675,000
Total															149,030,357,978



Annex (9)

OTC Orders

#	ISIN Code	ISIN	Currency	Paid Capital %	No. of Transactions	Volume Traded	Value Traded in EGP	Min Price	Max Price
1	EGS21451C017	Delta Construction & Rebuilding	EGP	100	28	79,574	3,976,537.04	45.02	51.00
2	EGS30301C013	Souhag National Food Industries	EGP	100	87	28,270	343,693.92	11.01	13.00
3	EGS30AJ1C016	International Dry Ice Company-Difco 2	EGP	100	65	16,523	168,827.41	10.00	11.99
4	EGS32131C012	Nile Cotton Ginning	EGP	100	24	1,610	81,008.62	50.00	55.45
5	EGS38311C014	Paint & Chemicals Industries (Pachin)	EGP	100	52	3,040	225,685.63	70.05	85.00
6	EGS38461C017	Advanced Pharmaceutical Packaging Co. (APP)	EGP	100	196	499,990	647,875.23	1.22	1.40
7	EGS3A0A1C016	Modern Shorouk Printing & Packaging	EGP	100	33	817	80,075.10	80.10	114.00
8	EGS3C181C012	Suez Cement	EGP	100	722	1,003,912	16,530,786.48	14.92	18.50
9	EGS3C251C013	Ezz Steel	EGP	100	120	14,690	2,071,460.17	141.00	144.00
10	EGS3C311C015	Torah Cement	EGP	100	325	112,423	8,650,959.13	73.00	80.50
11	EGS3D041C017	EL Ezz Aldekhela Steel - Alexandria	EGP	100	4	22	27,500.00	1,250.00	1,250.00
12	EGS3E071C013	Acrow Misr	EGP	100	69	10,003	953,207.16	82.01	103.75
13	EGS3H051C012	Alexandria Cement	EGP	100	168	41,145	789,626.40	17.15	20.35
14	EGS3J041C011	Modern Company for water proofing (Bitumode)	EGP	100	31	1,236	35,086.75	27.35	31.80
15	EGS47021C018	United Arab Shipping	EGP	100	234	4,369,737	1,946,266.63	0.42	0.48
16	EGS48271C018	Egypt - South Africa for Communication	EGP	100	272	6,681,314	826,086.11	0.11	0.15
17	EGS60171C013	National Bank Of Kuwait-Egypt- NBK	EGP	100	50	6,398	194,588.69	29.00	35.19

#	ISIN Code	ISIN	Currency	Paid Capital %	No. of Transactions	Volume Traded	Value Traded in EGP	Min Price	Max Price
18	EGS69071C016	The Holding Company for Financial Investments (Lakah Group)	EGP	100	684	2,506,093	9,488,921.41	3.43	4.05
19	EGS70011C019	Egyptian International Tourism Projects	EGP	100	37	9,155	86,085.45	9.00	10.00
20	EGS74081C018	Global Telecom Holding	EGP	100	206	338,890	1,034,926.79	2.46	4.00
Total					3,407	15,724,842	48,159,204.12		

OTC Deals

#	ISIN Code	ISIN	Currency	Paid Capital %	No. of Transactions	Volume Traded	Value Traded in EGP
1	10442	معادى ترافل للسياحة	EGP	100	2	200	18,000.00
2	10666	ساينتك للاتصالات التسويقية	EGP	25	2	45	5,625.00
3	10950	شارم اب للتنمية السياحية	EGP	25	1	2,500	62,500.00
4	11133	توريزيانا للسياحة	EGP	100	3	750	750,000.00
5	11551	نورميتك لمواد البناء	EGP	100	4	38,000	3,800,000.00
6	12241	ادمز للمطاحن و المخابز A D M	EGP	100	2	109,200	17,362,800.00
7	12261	المؤسسة الدولية التعليمية للاستثمار	EGP	100	4	76,279	7,627,900.00
8	12472	بايونير للمشروعات السياحية	EGP	100	1	12,500	519,125.00
9	12731	SCOMI OIL TOOLS سكومى اويل تولز ايجيبت EGYPT	USD	100	1	200	1,066,666.00
10	13207	التيسير للحاصلات الزراعية	EGP	100	1	40,000	400,000.00
11	13480	مينا بلازا للمجمعات الادارية	EGP	100	1	750	7,500.00
12	14362	النيل للتصنيع الزراعى - اجا	EGP	100	3	300,004	3,000,040.00
13	14796	الحمم للمشروبات والمواد الغذائية - سيورتى كولا	EGP	25	1	1,250	31,250.00
14	14881	العالمية للتنمية و التجارة	EGP	100	1	20,000	20,000.00
15	15314	(شمال الدلتا الزراعية) الفا سيد	EGP	100	1	1,000	10,000.00
16	15810	EL SEWEDY السويدى للتحكم الالى AUTOMATION	EGP	100	5	2,870	287,000.00
17	15927	بورسعيد للتنمية الزراعية	EGP	100	1	62	6,200.00
18	16687	الواحات للسياحة	EGP	100	4	1,000	1,000,000.00
19	16689	القطامية للرياضة	EGP	100	1	991	129,821.00
20	16979	لايف تورز	EGP	100	5	250	250,000.00
21	17183	ALFAS الفا اس للمشروعات والاستشارات الهندسية	EGP	100	9	4,990	499,000.00

#	ISIN Code	ISIN	Currency	Paid Capital %	No. of Transactions	Volume Traded	Value Traded in EGP
22	17293	اي كool لايف ICOOL LIFE	EGP	100	4	1,500,000	1,500,000.00
23	17683	ميراج لادارة وصيانة ميراج سيتي	EGP	25	2	2,944	36,800.00
24	17772	المصرية لتجارة المصنوعات الخشبية	EGP	100	1	14,298	142,980.00
25	18119	شارم اب للتنمية السياحية	EGP	100	1	3,000	300,000.00
26	18173	نساتم الخير لاحاق العمالة بالخارج	EGP	100	2	53	5,300.00
27	18382	جرين ويفر للاستثمار العقاري	EGP	100	1	7,500	375,000.00
28	18562	الرافدين للمطاحن والمعجنات	USD	100	2	4,800	25,544,054.00
29	18883	ويل بوند الومنيوم كومبوزيت بانل الصناعية مصر WELL BOND ACPM	USD	100	2	10,000	5,366,238.80
30	19247	ليدى جومانا للسياحة	EGP	100	1	100	100,000.00
31	19684	مستشفى الصفا	EGP	100	1	850	85,000.00
32	21634	المصريين للسياحة	EGP	100	1	2,910	291,000.00
33	23235	ديجى سكان للخدمات الطبيه DEGISCAN FOR MEDICAL SERVICES	EGP	100	3	2,347	234,700.00
34	23499	مستشفى لايف انترناشيونال-الحياه التخصصى	EGP	100	10	1,254	1,254,000.00
35	23743	الخدمات التقنية المتقدمة المصرية ADVANCED TECHNOLOGY SERVICE	EGP	100	2	8	80.00
36	24962	فرست هوت بيرد للسياحه	EGP	100	5	6,668	666,800.00
37	25241	بيوتى ايجيبيت تورز	EGP	100	2	500	50,000.00
38	28324	اسينيل للتنميه الزراعيه والثروة الحيوانيه	EGP	25	3	2,475	61,875.00
39	28892	ايلاند للمقاولات	EGP	100	4	2,821	282,100.00
40	29216	زاوركس للمؤتمرات و الحفلات THE WORX FOR EVENTS	EGP	100	1	170,000	666,740.00
41	32316	سيتى وايت للمقاولات العامة والاستثمار العقاري	EGP	100	6	400	400,000.00
42	32420	اركانا للصناعات الغذائية	EGP	100	3	512,553	5,125,530.00
43	32804	كواترو للتعددين	EGP	100	5	2,500	250,000.00
44	33676	مصدر للتنمية والاستثمار MASDAR FOR DEVELOPMENT AND INVES	EGP	25	1	100	6,250.00
45	33681	هوسبيتل طبية للرعاية الصحية HOSPITAL TIBA FOR HEALTH	EGP	25	1	75	1,875.00
46	33709	نور العين للخدمات الطبية .اسهم ممتازة	EGP	100	2	2,040	204,000.00
47	33710	نور العين للخدمات الطبية .اسهم عادية	EGP	100	2	2,011	201,100.00
48	33939	ساينتك للاتصالات التسويقية	EGP	100	2	15	7,500.00
49	33982	فارما تشاين لادوية PHARMA CHAIN	EGP	100	3	14,284	142,840.00
50	34086	المصرية للخرسانة والهندسة	EGP	100	1	1	1.00

#	ISIN Code	ISIN	Currency	Paid Capital %	No. of Transactions	Volume Traded	Value Traded in EGP
51	34089	THE FIELD OF AWAKENING للاستشارات والتدريب	EGP	100	8	5,121	51,210.00
52	34258	توين توب للاستثمار العقاري	EGP	100	1	25,000	5,250,000.00
53	34267	جنرال ميكاتيك لصيانة المعدات	EGP	100	1	1	1.00
54	34744	الاخوة للتجارة والصناعة -جوكر تكس	EGP	100	1	339	3,390.00
55	34837	ارابيسك ترافيل	EGP	100	7	6,000	600,000.00
56	34862	بورسعيد الوطنية للامن الغذائي	EGP	100	1	19	303.24
57	34869	الرجاء لمنتجات الطفلة-سيراميك فينوس مصر واوميجا وبيراميدز وا	EGP	100	2	16,000	1,600,000.00
58	35018	WIND INTEGRATED SOLUTIONS ويند للحلول المتكاملة	EGP	100	1	2,700	270,000.00
59	35176	اكاديمية بريليانس للتعليم المتطور	EGP	100	1	2,167	216,700.00
60	35212	FRESH AND MORE فرش اند مور للاستثمارات الزراعية	EGP	100	3	3	30.00
61	35411	اسكنت للسفر والسياحة	EGP	100	4	20,000	2,000,000.00
62	36035	التكنولوجيا المتقدمة للصناعات المعدنية ADVANCED TECHNOLOGY F	EGP	100	1	143	143,000.00
63	36071	الوطنية للخدمات السياحية-وطنية تورز	EGP	100	3	50,000	500,000.00
64	36073	المصرية الايطالية لصناعة وانتاج السيراميك والبورسيلين والخزفي	EGP	100	1	63,000	6,300,000.00
65	36237	التيسير الدولية للمطاحن	EGP	100	7	8,386,996	8,386,996.00
66	36238	الارض الخضراء للاستصلاح والاستثمار الزراعى	EGP	25	1	10,870	2,717.50
67	36509	مركز الرزيق للاشعة	EGP	100	4	13,133	1,313,300.00
68	37299	اسكنت للسفر والسياحة	EGP	50	4	10,000	500,000.00
69	37305	بى . اس مارين سرفاى	EGP	25	1	50	12,500.00
70	37463	QUALITY COATING FACTORY الجودة لصناعة الطلاء	USD	100	1	925	487,447.25
71	37556	اهناسيا حياة الطبية	EGP	100	9	110	11,000.00
72	37577	MANAGEMENT INTEGRATED SOLUTIONS حلول الادارة المتكاملة	EGP	100	4	104	10,400.00
73	37890	هلت اند ولث للحلول الصحية HEALTH&WEALTH FOR HEALTHCATE SOLUTI	EGP	100	1	325,000	3,250,000.00
74	38045	DUNES CAPITAL GROUP مجموعة ديونز للاستثمار	EGP	90	2	120,000	10,800,000.00
75	38124	ام تى اس الهندسية المتكاملة والتجارة والتوريدات	EGP	25	4	875	21,875.00
76	38125	المتحدة للتسويق والسيارات العبور اوتو	EGP	100	1	776	4,600,003.84
77	38148	المصرية لتشكيل المعادن - ايه . تى . اند . ايه	EGP	100	2	58,500	5,850,000.00
78	38621	قباة للاستثمار الزراعى	EGP	100	4	91	91,000.00

#	ISIN Code	ISIN	Currency	Paid Capital %	No. of Transactions	Volume Traded	Value Traded in EGP
79	38622	التيسير للحاصلات الزراعية	EGP	64	1	360,000	2,299,680.00
80	38673	كريتيف ترافيل انترناشيونال سى تى اى	EGP	100	1	100	500,000.00
81	38674	مدن العقارية	EGP	100	7	500,000	83,335,000.00
82	38680	الفيوم الوطنية لصناعة الاعلاف والمركزات	EGP	25	3	10,000	250,000.00
83	38718	العالمية للاستثمار الزراعى وتنمية الثروة الحيوانية	EGP	100	8	30,000	3,000,000.00
84	38721	اوكتا للحلول الفنية OCTA TECHNICAL SOLUTIONS	EGP	100	2	625	62,500.00
85	38754	النخبة للسياحة	EGP	55	1	48,187	26,599.22
86	38755	النخبة للسياحة	EGP	100	4	1,274,597	1,274,597.00
87	38757	اتش ام للصناعة والتجارة	EGP	100	1	12,500	125,000.00
88	38778	المتحدة لادارة المرافق	EGP	100	1	250	25,000.00
89	38792	شموس مصر للسياحة	EGP	100	6	20,000	2,000,000.00
90	38794	الشرق لصناعة النجف-العز للعرب	EGP	25	3	286	7,150.00
91	38795	دكتور وى لتكنولوجيا المعلومات DR . WEEE	EGP	100	3	5,625	56,250.00
92	38796	الوطنية للاشعة والسونار النخبة الطبية- اسهم ممتازة	EGP	100	2	12,709	127,090.00
93	38797	الوطنية للاشعة والسونار النخبة الطبية - اسهم نقديه	EGP	100	2	12,709	127,090.00
94	38800	مركز القاهرة للمعادن والسلع المتعددة CAIRO METALS COMMODITIE	EGP	100	2	50,000	500,000.00
95	38801	الصناعات الصغيرة لادارة المشروعات والاستثمار العقارى	EGP	75	5	350	262,500.00
96	38802	الراشد والبيت العتيق تورز	EGP	100	1	1,000	100,000.00
97	38834	دله ترافل	EGP	100	2	22,446	224,460.00
98	38835	جرين هاند ايجيببت للاستصلاح الزراعى	EGP	100	6	350,000	3,500,000.00
99	38836	المصريه لانتاج الستيرين والبولى ستيرين استيرنكس بنظام المناط	USD	100	2	430,680	227,846,947.20
100	38839	ميامى للتجارة والمقاولات	EGP	100	5	22,000	220,000.00
101	38840	ايستمار للسياحة	EGP	100	3	543,851	5,438,510.00
102	38880	THE WORKX زاوركس للمؤتمرات والحفلات اسهم ممتازة FOR EVENTS	EGP	100	1	85,000	333,370.00
103	38881	THE WORKX زاوركس للمؤتمرات والحفلات اسهم ممتازة FOR EVENTS	USD	100	1	85,000	2,645,551.36
104	5713	الانشاءات العربية - مصر	EGP	100	2	2	20.00
105	6237	Backline Industrial Development	EGP	100	3	12,952	129,520.00
106	945	جراتا للتنمية العقارية	EGP	100	1	550	5,500.00

#	ISIN Code	ISIN	Currency	Paid Capital %	No. of Transactions	Volume Traded	Value Traded in EGP
107	960	مصانع البتراء للكيماويات والبويات	EGP	100	1	249	24,900.00
108	EGS01021C012	Egyptian Agricultural Seeds	EGP	100	2	13,997	139,970.00
109	EGS01601C011	جرين لاند للاستثمار الزراعي واستصلاح الاراضي	EGP	100	4	40	40,000.00
110	EGS017F1C013	بيتارين ايجيببت للتنمية الزراعية EGYPT FOR COMMERCIA	EGP	25	6	500	62,500.00
111	EGS028L1C012	مجموعة سلتى للاستثمار	EGP	100	3	710,010	710,010.00
112	EGS07331C019	Al ? Ahly Group For Modern Agriculture	EGP	100	15	397,877,833	39,787,783.30
113	EGS07361C016	اجرى نوبا للاستثمار والتنمية الزراعية	EGP	25	18	19,600	490,000.00
114	EGS075E1C013	جرين لاند جروب للتنمية الزراعية GREEN LAND GROUP	EGP	100	7	350	17,500.00
115	EGS07AG1C028	عناقيد للتنمية والاستثمار الزراعى	EGP	25	5	4,950	495,000.00
116	EGS07CF1C017	الارض الجديدة للزراعات الحديثة NEW EARTH FOR MODERN AGRICULT	EGP	100	7	4,500	1,350,000.00
117	EGS13181C010	المغره للخدمات البترولية والتموين	EGP	25	2	672	16,800.00
118	EGS213P1C013	جاردن سيتى للتنمية والاستثمار	EGP	100	2	2,047	24,072.72
119	EGS21FT1C010	جاما للانشاءات	EGP	100	1	635,371	63,537,100.00
120	EGS21J61C019	روكى بلس للتطوير العقارى والمقاولات	EGP	25	7	10,000	250,000.00
121	EGS21JM1C013	ماسيف للتطوير العقارى -سهم عادى نقدى	EGP	100	3	2,000,000	20,000,000.00
122	EGS224Z1C018	ايجيببت بيتنا للاستثمار	EGP	25	2	22,551	56,377.50
123	EGS237B1C011	العبور للمقاولات	EGP	25	6	25,000	62,500.00
124	EGS239O1C014	J E C FOR TRADING AND GE جى اى سى للتجارة والمقاولات العامة	EGP	100	3	145,000	1,450,000.00
125	EGS23FM1C015	بيراميدز روكس لاستصلاح الاراضى والتطوير العقارىPYRAMIDS ROCK	EGP	100	3	9,700	970,000.00
126	EGS23IK1C014	سالوس العالمية للابنية الخضراء والمدن المستدامة SALUS GLOBAL	EGP	25	1	375	9,375.00
127	EGS305J1C010	المصرية الفرنسية للتجارة والمطاحن	EGP	100	1	200,000	20,000,000.00
128	EGS308K1C014	المصرية للصناعات الغذائية ومنتجات اللحوم فريش فوود	EGP	100	2	750	7,500.00
129	EGS30961C014	حورس للحبوب ومنتجاتها	EGP	100	1	2,500,000	25,000,000.00
130	EGS309K1C013	العربية للصناعات الغذائية والتبريد	EGP	100	1	19,500	1,950,000.00
131	EGS30FG1C014	مجموعة ابو ظبى للاستثمار والتنمية	EGP	100	1	1,000,000	10,000,000.00
132	EGS30FK2C016	HAMA FOR FOOD INDUSTRIES هامة للصناعات الغذائية	USD	100	1	50,000	2,671,900.00
133	EGS30IN1C012	(المصرية التركية لصناعة الحلويات) الفان	EGP	100	1	167,000	16,700,000.00
134	EGS30MK1C019	بريزما للصناعات الغذائية PRISMA	EGP	100	1	100	10,000.00

#	ISIN Code	ISIN	Currency	Paid Capital %	No. of Transactions	Volume Traded	Value Traded in EGP
135	EGS32751C017	شين فينغ للحديد ايجيبت EGYPT CO	EGP	30	2	20,000	600,000.00
136	EGS363E1C014	جلال للورق GALAL PAPER	EGP	100	2	8	8,000.00
137	EGS36461C019	هاى ارت لصناعة الورق والكرتون	EGP	100	5	2,300	2,300,000.00
138	EGS37221C016	سلاح التلميذ للطباعة والنشر	EGP	100	3	34,048,586	1,847,476,276.36
139	EGS38261C011	(العالمية للكيماويات والمنظفات الصناعية (كيميكال	EGP	100	1	1,030	16,480.00
140	EGS38E11C019	اشتيو لايف ساينس للصناعات الدوائية - اس ال سهم عادىSTIO LI	EGP	100	2	6,000,000	3,000,000.00
141	EGS3A0Y1C018	الامل الشريف للبلاستيك	EGP	100	1	722	72,200.00
142	EGS3A6P1C013	PHILO PAK فيلو باك لصناعة مواد التعبئة والتغليف FOR PACKAGIN	EGP	100	1	3,490	3,490,000.00
143	EGS3A951C010	الشروق للالياف الصناعية	EGP	100	6	252,723	10,000,249.11
144	EGS3C221C016	National Porcelain & China	EGP	100	4	39,874	398,740.00
145	EGS3C341C012	Snohy Building Materials	EGP	100	1	75,775	2,424,800.00
146	EGS3C341P022	Snohy Building Materials	EGP	100	4	191,580	6,130,560.00
147	EGS3C5Y1C019	المتحدة للعبوات الزجاجية	EGP	100	2	195,970	9,994,470.00
148	EGS3C942C025	صناعات مواد البناء	USD	100	3	235,544,288	460,358,897.71
149	EGS3D0I1C012	السويس للصلب	EGP	100	1	9	900.00
150	EGS3D2K1C016	تايجر ستيل للتجارة والصناعة	EGP	100	3	255	25,500.00
151	EGS3D2Q1C010	المصرية للمصنعات والتركيبات المعدنية	EGP	100	1	152,634	1,526,340.00
152	EGS3D2U1C014	المصرية للحديد الاسفنجى والصلب	EGP	100	1	30,982,668	309,826,680.00
153	EGS3D5F1C010	حديد مصر لتشكيل وتشغيل المعادن	EGP	100	1	22,000	2,200,000.00
154	EGS3E3C1C013	بيكو للخدمات الصناعية	EGP	100	4	306,432	59,754,240.00
155	EGS3E4B1C013	الاسكندرية لتشكيل المعادن - اليكس فورم	EGP	100	1	2,580	258,000.00
156	EGS3E5E1C019	الفايق للهندسة والتجارة	EGP	100	4	100,000	1,000,000.00
157	EGS3G011C017	EGAT	EGP	100	1	58,982	589,820.00
158	EGS3G931C016	لاندرمارك لصناعة الاجهزة الكهربائية	EGP	25	1	100	25,000.00
159	EGS3G9Y1C016	MEGA PLUG ميجا بلج لمحطات شحن السيارات	EGP	25	2	50,000	1,250,000.00
160	EGS3I0Y1C011	الدلتا للصناعات الدوائية - دلتا فارما	EGP	100	15	54,530	545,300.00
161	EGS3J0P1C010	ايرليكيد مصر	EGP	100	2	10	10,000.00
162	EGS3J9J1C019	الهندسية للتنمية الزراعية	EGP	100	2	34	3,400.00
163	EGS3J9O1C012	المصرية الامريكية لدرفلة الصلب	EGP	100	1	1,792,445	179,244,500.00

#	ISIN Code	ISIN	Currency	Paid Capital %	No. of Transactions	Volume Traded	Value Traded in EGP
164	EGS3JCY1C011	الهندسية للتصنيع	EGP	100	2	4	400.00
165	EGS3JES1C017	استرا بلاست للصناعة ASTRA PLAST	EGP	30	5	5,000,000	1,500,000.00
166	EGS3JHQ1C016	افالز ريسيكلينج للصناعة OFFALS RECYCLING COMPANY	EGP	25	1	35,000	875,000.00
167	EGS3JN1C018	كابستون للصناعة والانشاءات CAPSTONE INDUSTRIES AND CONSTRUCT	EGP	25	3	2,000	50,000.00
168	EGS3JPI1C016	ايجى بوليمرز للكيماويات	EGP	100	1	12,000	1,200,000.00
169	EGS3JPR1C015	البحر الاحمر الهندسية لتصنيع الموازين	EGP	100	1	3,000	300,000.00
170	EGS3JRK1C010	ناترون لصناعات تكرير وتعددين الملح ومشتقاته	EGP	100	6	212,000	21,200,000.00
171	EGS41791C012	الاندلس للرحلات	EGP	100	4	2,000,000	20,000,000.00
172	EGS42331C016	انظمة الشحن المتطورة ADVANCED FREIGHT SERVICES	EGP	100	4	25,000	250,000.00
173	EGS44372C018	سكاي للموانى SKY PORTS	USD	100	1	1	537.53
174	EGS47411C011	روبال لاينز للنقل البرى	EGP	100	7	120,000	12,000,000.00
175	EGS47431C019	حسن علام للمستودعات الاستراتيجية بالاقصر HASSAN ALLAM STRATE	EGP	100	1	280,699,994	280,699,994.00
176	EGS507R1C016	العربية لمهمات المكاتب	EGP	100	1	161,500	500,650.00
177	EGS508M1C010	دلتا للاجهزة والمستلزمات الطبية والبيطرية	EGP	100	1	11,875	1,187,500.00
178	EGS511W1C013	انتركوطينج لتصنيع الدهانات intercoationg	EGP	100	9	12,989	1,298,900.00
179	EGS51CZ1C018	الهدية للاستيراد والتصدير والتوكيلات التجارية	EGP	100	1	300	300,000.00
180	EGS538B1C017	المثلث الذهبى للتجارة العامة والتوزيع GOLDEN TRIANGLE	EGP	100	13	1,650	165,000.00
181	EGS542H1C015	حورس للتجارة	EGP	100	1	3,000,000	30,000,000.00
182	EGS543C1C019	حبات لتوزيع المنتجات الغذائية	EGP	25	3	1,250	31,250.00
183	EGS54431C019	نيوترا تيك لصناعة الاغذية الدوائية NUTRA TECH FOR NUTRACEUTIC	EGP	100	5	117,000	1,170,000.00
184	EGS551Z1C011	العالمية لادارة محطات الوقود-كار سبا ايجيبت	EGP	25	2	800	200,000.00
185	EGS553J1C019	كابيتال ايت للخدمات والتوكيلات التجارية	EGP	50	2	1,000	500,000.00
186	EGS59731C017	الدولية لتجارة وتصنيع الصنفرةINTERNATIONAL ABRASIVES	EGP	100	5	3,246	324,600.00
187	EGS59JP1C015	الافريقية للكيماويات	EGP	100	2	91,800	918,000.00
188	EGS59RZ1C013	اوتى ال للتجارة والخدمات اللوجستيةO.TRADE&LOGISTCS	EGP	25	1	1,000	25,000.00
189	EGS65EN1C014	ابراج الدولية للتنمية والاستثمار APRAJ INTERNATIONAL & FOR D	EGP	100	3	382,400	3,824,000.00
190	EGS65LG1C014	برايم ايجيبت للتطوير العقارى والسياحى PRIME EGYPT FOR REAL E	EGP	25	4	100,000	2,500,000.00
191	EGS65OW1C011	وادي الاعلامين للاستثمار العقارى	EGP	100	45	51,256	256,280.00

#	ISIN Code	ISIN	Currency	Paid Capital %	No. of Transactions	Volume Traded	Value Traded in EGP
192	EGS65PF1C011	المستثمرين للتطوير الصناعي والعقارى	EGP	35	6	14,850	5,197,500.00
193	EGS65RW1C018	فيترا انتربرايز للاستثمار العقارى VRTRA ENTERPRISE	EGP	25	3	5,250	13,125.00
194	EGS664G1C018	كريستال بروبريتز للتنمية والتطوير العقارىCRYSTAL PROPERTIES	EGP	100	3	375,000	375,000.00
195	EGS67391C010	Nile City Investment	EGP	100	3	3	1,032.84
196	EGS676U1C016	وادي دجلة ايجيبرو القابضة للاستثمارات المالية	EGP	100	1	59	59,000.00
197	EGS677A1C019	املاك للتمويل مصر AMLAK FINANCE EGYPT	EGP	100	4	12,550,000	399,993,600.00
198	EGS67B21C013	صندوق استثمار حلال وازيموت العقارى -حالا العقارى AZ	EGP	100	3	7,500	750,000.00
199	EGS683I1C013	اسطول لتداول الاوراق المالية والوساطة فى السندات	EGP	100	1	1	100.00
200	EGS693B1C018	مجموعة وادي النيل القابضة للاستثمار	EGP	100	2	477,500	8,007,675.00
201	EGS699D1C010	زيلا للاستشارات المالية عن الاوراق المالية ZILLA FINANCIAL A	EGP	100	5	25,000	250,000.00
202	EGS70262C018	El Shams Hotels & Tourism	USD	100	2	47,399	25,299,898.43
203	EGS70HJ1C010	راس سدر الدولية للمشروعات السياحية	EGP	100	1	5,040	201,600.00
204	EGS70O81C014	نعمة للمشروعات السياحية والسكنية	EGP	100	1	14,000	2,800,000.00
205	EGS70TQ1C017	شرم البحر الاحمر للتنمية السياحية	EGP	100	2	767,375	76,737,500.00
206	EGS70W71C018	سايا وورلد للمنشات السياحية	EGP	100	2	2	200.00
207	EGS70X11C012	القاهرة الكبرى للانماء والتعمير	EGP	100	2	10,500	1,050,000.00
208	EGS70YR1C019	اكوا للفنادق السياحية	EGP	100	1	25,000	250,000.00
209	EGS70YR1C027	اكوا للفنادق السياحية	EGP	25	1	1,910,500	4,839,296.50
210	EGS70Z42C012	ماك للتنمية السياحية	USD	100	14	112,000	1,509,286,210.97
211	EGS70ZE1C013	الياسمين بيتش للمشروعات السياحية	EGP	100	1	1,050	1,050,000.00
212	EGS72931C016	النيل لجراحات العيون والليزك	EGP	100	6	22,500	225,000.00
213	EGS729G1C011	السويس لمشتقات الميثانول	EGP	100	57	3,761,255	7,802,510.00
214	EGS72AK1C012	مركز الزيتون للاشعة	EGP	100	4	1,785	178,500.00
215	EGS72BS1C013	مدرسة المنار الخاصة	EGP	100	3	146	146,000.00
216	EGS72GC1C016	علوم اكاديمى لانظمة التعليم -اسهم عادية	EGP	100	6	8,100	810,000.00
217	EGS72GC1P026	علوم اكاديمى لانظمة التعليم -اسهم ممتازة	EGP	100	6	900	90,000.00
218	EGS72KZ1C023	SMART WAY سمارت واى لادارة المدارس	EGP	25	10	1,800	180,000.00
219	EGS72QL1C013	فاريانس العالمية للتدريب والتطوير VARIANCE INTERNATIONAL FOR	EGP	100	3	17,500	17,500.00
220	EGS72RK1C013	مستشفى الراعى الصالح	EGP	100	9	261	261,000.00

#	ISIN Code	ISIN	Currency	Paid Capital %	No. of Transactions	Volume Traded	Value Traded in EGP
221	EGS72YR1C017	إيليت للمراكز الطبية المتخصصة ELITE MEDICAL COMPANY	EGP	100	2	6,111	61,110.00
222	EGS735D1C016	جلوبال تكنولوجيكال سرفيس للخدمات	EGP	100	2	4,000	400,000.00
223	EGS73H41C016	زالدى كابيتال للاستشارات المالية ZALDI CAPITAL	EGP	100	7	1,620,451	1,620,451.00
224	EGS73IX1C018	الشرقيون للتنمية العمرانية	EGP	100	2	973,266	97,326,600.00
225	EGS73SN1C018	ترافيل كود للسياحة	EGP	100	1	5,595	559,500.00
226	EGS740I1C014	بيب اراب كنترول سيستمز PEP ARAB CONTROL SYSTEMS	EGP	100	15	137,895	137,895.00
227	EGS741B1C010	النيل لنظم المعلومات - نايل كوم	EGP	100	1	912	912,000.00
228	EGS74W31C014	كاش فلو للحلول التكنولوجية	EGP	25	1	37,500	937,500.00
229	EGS74Z41C016	اتقان هب للذكاء الاصطناعى ITQAN HUB FOR ARTIFICIAL INTELLIGE	EGP	25	2	5,100	127,500.00
230	EGS751I1C028	اى اوتو اكسبرت لادارة المشروعات سهم عينى I AUTO EXPERT	EGP	100	1	1,091	1,091,000.00
231	EGS76021C012	PICO Engineering Services	EGP	100	3	1,353,309	13,533,090.00
232	EGS77241C015	التميت للخدمات الرياضية	EGP	100	1	2,500	250,000.00
233	EGS77VN1C019	حمادة حازم لادارة المنشآت الرياضية	EGP	100	1	100	100,000.00
234	EGS7A5X1C015	بورسعيد جراند اوتيل	EGP	100	7	17,750	8,875,000.00
235	EGS7A8R1C010	ديفاين للمشروعات السياحية DIVINE TOURISM PROJECTS	EGP	100	1	9,000	900,000.00
236	EGS7B2C1C011	سنا مصر للتنمية والاستثمار SANA EGYPT FOR DEVELOPMENT&INVESTM	EGP	100	8	4,030	403,000.00
237	EGS7C081C010	المستشفى الدولى الساحلى	EGP	100	4	1,750	175,000.00
238	EGS7C421C018	ميدنزا لخدمات الرعاية الصحية MEDNZA	EGP	100	2	50,000	500,000.00
239	EGS7C971C012	فور ايه للامن والحراسة ونقل الاموال 4 A فور ايه للامن والحراسة ونقل الاموال 4	EGP	100	9	3,000	300,000.00
240	EGS7CC01C010	المطورون لادارة المشروعات	EGP	100	1	3,000	75,000.00
241	EGS7CDV1C016	جولدن نايل للامن والحراسة	EGP	100	3	300	3,000.00
242	EGS7CEG1C014	سكواد 4 لخدمات الامن والحراسة SQUAD4	EGP	100	2	97	97,000.00
243	EGS7CN11C016	نيوروكير للخدمات الطبية NEURO CARE	EGP	100	9	22,800	228,000.00
244	EGS7CRP1C018	ذا فوود كلتشر THE FOOD CULTURE	EGP	100	2	250	250,000.00
245	EGS7CSM1C010	الفا للخدمات الطبية	EGP	100	13	690	690,000.00
246	EGS7CW71C011	بروسبر ايجيبت لخدمات الحراسة PROSPER EGYPT FOR SECURITY SERVI	EGP	30	2	250	75,000.00
247	EGS7CWD1C015	الاشراف للخدمات التعليمية SUPERVISION FOR EDUCATIONAL SERVIC	EGP	100	4	40,000	4,000,000.00
248	EGS7CX11C015	البحر الاحمر للخدمات التعليمية والثقافية RED SEA COMPANY FOR	EGP	100	5	2,500	250,000.00
249	EGS7CZZ1C016	حورس سبا للاندية الصحية	EGP	100	2	2	200.00

#	ISIN Code	ISIN	Currency	Paid Capital %	No. of Transactions	Volume Traded	Value Traded in EGP
250	EGS7D2L1C016	مليينوم للامن والحراسة MILLENNIUM SECURE SOLUTIONS	EGP	100	1	15,000	1,500,000.00
251	EGS7D3R1C019	ريفولى للصناعات الغذائية	EGP	100	1	540	54,000.00
252	EGS7DFH1C011	نور المعارف للخدمات التعليمية NOUR ALMAAREF FOR EDUCATIONAL	EGP	25	2	20	5,000.00
253	EGS7DIO1C019	بوك كيبيرز للاستشارات المالية	EGP	100	1	50,000	50,000.00
254	EGS7DJQ1C016	زيتون فارمز للتنمية الزراعية ZAYTOON FARMS AGRICULTURE DEVEL	EGP	100	1	150	15,000.00
255	EGS7DO31C010	دايلى دوز لادارة المنشآت السياحية DAILY DOSE	EGP	25	7	664,600	830,750.00
256	EGS7DVZ1C019	مصر موسى للتخطيط العمراني	EGP	25	5	1,410	352,500.00
257	EGS7DY91C013	كوربوريشن لادارة الاصول العقارية CORPORATION REAL ESTATE MAN	EGP	94	9	19,228,000	1,807,432.00
258	EGS7DZ01C019	مايندز للتنمية العمرانية MINDS	EGP	25	10	11,500	2,875,000.00
259	EGS7E061C010	بلد تكنولوجيا للمدفوعات والحلول الرقمية BALAD TECHNOLOGIES	EGP	25	2	2	20.00
260	EGS7F7B1C018	جرين جاردن الرياضية GREEN GARDEN FOR SPORTS	EGP	25	9	1,000	62,500.00
261	EGS7F8Z1C019	ترونكو بلس للاستثمار الرياضي TRONCO PLUS SPORT INVESTMENT	EGP	25	3	1,225	30,625.00
262	EGS7FC51C018	تريب هوسبيتاليتي لحلول الضيافة TRIBE HOSPITALITY SOLUTIONS	EGP	25	1	25	6,250.00
263	EGS7G0Q1C016	جويفل للسياحة JOYFUL TOURS	EGP	100	9	18,398	183,980.00
264	EGS7G111C011	جدير لخدمات الكهرباء GADEER ELECTRICAL SERVICES	EGP	25	5	2,830	70,750.00
Total					945	1,067,715,100	6,144,084,054.38